WORKING CATALOGUE 2021

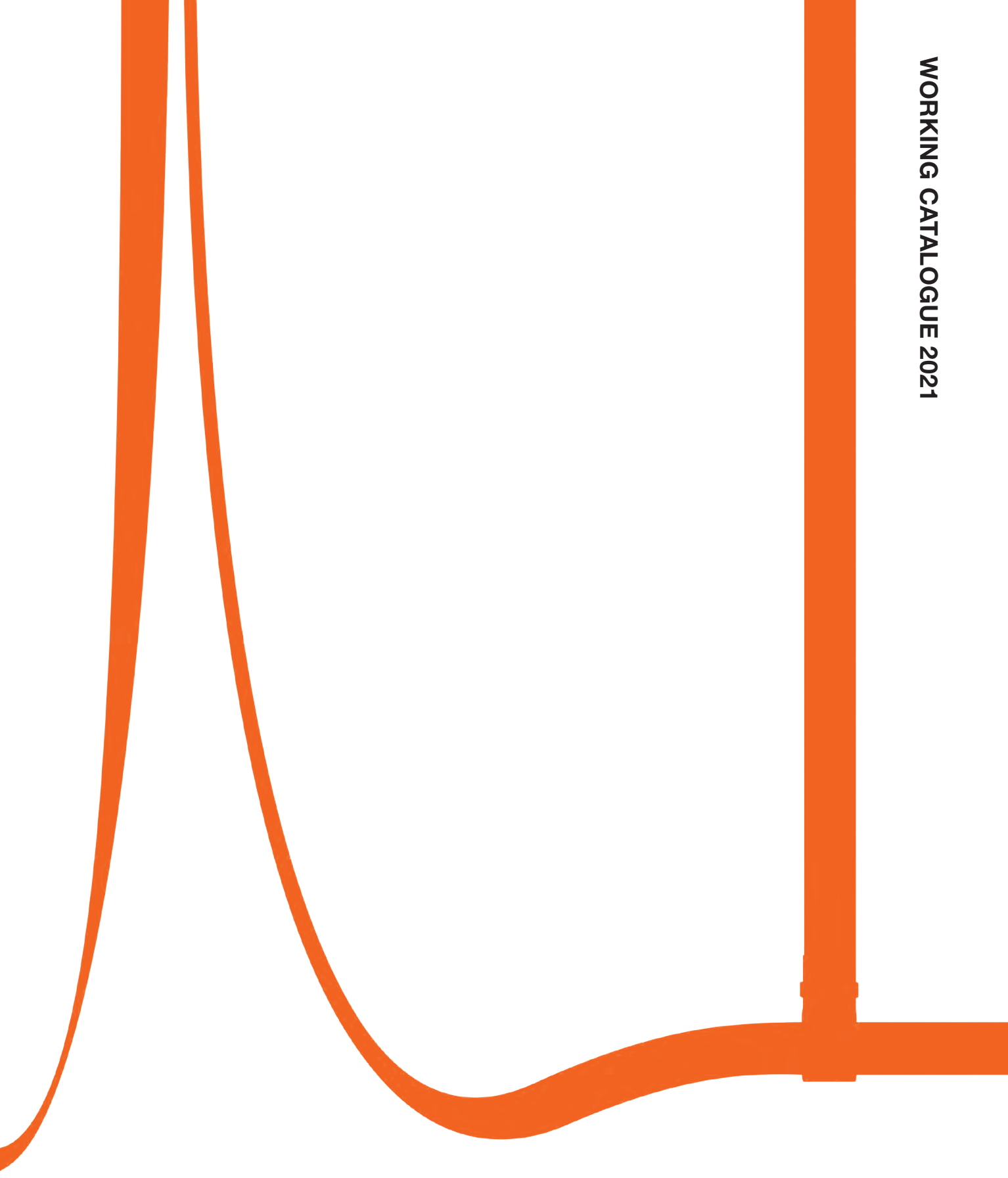

FLOS
ARCHITECTURAL

FLOS

WORKING CATALOGUE 2021

DEUTSCH / ENGLISH

NEW Dieser Marker erscheint in den Produktneuigkeiten / This marker appears alongside Product News

INDEX

LIGHT STRUCTURES

- **10** – Belt 
- **14** – Infra-Structure 
- **28** – Infra-Structure Episode 2 
- **38** – Diversion 
- **52** – Zero Track 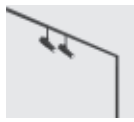
- **70** – The Micro Running Magnet 
- **86** – The Running Magnet 
- **110** – The Tracking Magnet 
- **132** – The Tracking Power 
- **146** – The Fast Track 
- **156** – In-Finity
- **166** – LED Squad / LED Squad Mini 
- **172** – Light Cut Mini 
- **178** – Moonline

HIGH COMFORT

- **182** – Oblique 
- **186** – Light Shadow 
- **226** – Light Shadow Pro / Light Shadow Dots 
- **238** – Circle of Light 
- **242** – LED Curtain 

DOWNLIGHTS

- **246** – Kap 
- **358** – Bon Jour 
- **362** – Light Shooter 
- **370** – Light Sniper 
- **376** – UT Downlight 
- **384** – Light Supply 
- **396** – Pure Downlight 
- **402** – Compass 

INDEX

DOWNLIGHTS

408 – Anthony Downlight 

410 – Wan Downlight 

412 – Light Soldier 

416 – Decofix 

420 – Johnny 

432 – Compass Box Recessed 

436 – Battery 

444 – Micro Battery 

SPOTLIGHTS

• **448** – Camera 

458 – Find Me 

464 – UT Spot 

480 – Solid Pure 

490 – Pure Spot 

SPOTLIGHTS

502 – Wan Spot 

504 – Fort Knox 

CEILING / WALL

• **508** – C1 

518 – UT Pro Surface 

522 – Kap Surface / Kap Suspension 

532 – Compass Box 

• **538** – Super Line / Super Line Pro 

544 – Super Flat

550 – Light Bell 

554 – Fort Knox Wall / Fort Knox Wall Mini 

556 – Thin LED 

558 – Wall System 

564 – G-O 

566 – TheBlockofLight 

INDEX

CEILING / WALL

568 – Giano



570 – Box



SOFT – LINEAR

599 – Wall Rupture



600 – Softprofile



602 – Kapprofile



SOFT – 3D

607 – Juncos



609 – Wall Piercing



613 – Soft Spun



614 – Abajourd'Hui



615 – USL Pluto



SOFT – OUT

619 – USO Boob



621 – USL Out



623 – USL 900 Disk On



SOFT – IN

627 – APPS



629 – G-O IN



629 – Teardrop



630 – USO



634 – USO Cove Lighting



637 – Round Light



638 – Square Light



638 – Vertical Light



639 – USB Round



639 – USB Square



574 – TRACKS

580 – DRIVERS

586 – LIGHT SOURCES

588 – TECHNICAL INFORMATION

646 – QUICK SEARCH OF PRODUCT

670 – DISTRIBUTION

FLOS Architectural

	Primer	Glass	White	Matt White	Textured White	Black	Matt Black	Anodized Black	Grey	Anodice Grey	Mercury	Anodic Ice	Anodized Aluminium	Polished Aluminium	Brushed Aluminium	Chrome	Smoke Glass	Stainless Steel	Concrete	Anthracite	Salvia	Teak	Brown	Deep Brown	Dark Brown	Anodized Bronze	Wenge	Bronze	Gold	Matt Gold	Orange	Copper	Galvanic Copper	Rust	Red Glass	Blue	Violet	Green	Natural Leather	Green Leather
BELT						•																																	•	•
INFRA_STRUCTURE			•			•										•	•											•						•						
INFRA-STRUCTURE EPISODE 2			•			•																						•											
DIVERSION			•			•					•														•														
ZERO TRACK			•			•										•							•		•														
THE MICRO RUNNING MAGNET			•			•																																	
THE RUNNING MAGNET			•			•										•																								
THE TRACKING MAGNET			•			•								•																									
THE TRACKING POWER			•			•																																	
THE FAST TRACK			•			•																																	
IN-FINITY			•			•				•																													
LED SQUAD			•			•			•																														
LIGHT CUT MINI			•			•																																	
MOONLINE	•		•																																				
OBLIQUE			•						•											•	•		•											•						
LIGHT SHADOW			•			•										•													•										
LIGHT SHADOW PRO_DOTS			•			•										•													•										
CIRCLE OF LIGHT						•																																	
LED CURTAIN			•																																				
KAP			•			•																							•		•				•					
BON JOUR			•			•																									•								
LIGHT SHOOTER			•			•																																	
LIGHT SNIPER			•			•																							•										
UT DOWNLIGHT			•			•																																	
LIGHT SUPPLY			•			•																																	
PURE DOWNLIGHT			•			•			•																														
COMPASS			•			•			•																														
ANTHONY DOWNLIGHT			•			•										•																							
WAN DOWNLIGHT			•			•								•																							•		
LIGHT SOLDIER			•			•			•																														
DECOFIX			•			•																																	
JOHNNY			•			•													•			•																	
COMPASS BOX RECESSED			•			•																																	
BATTERY				•			•				•																												
MICRO BATTERY				•			•				•																												
CAMERA					•															•																			
FIND ME			•			•										•																							
UT SPOT			•			•																																	
SOLID PURE			•			•																																	
PURE SPOT			•			•			•																														
WAN SPOT			•			•								•																							•		
FORT KNOX			•			•																																	
C1			•																	•																			
UT PRO SURFACE			•			•																																	
KAP SURFACE			•			•									•								•						•		•				•				
COMPASS BOX				•			•						•									•					•												
SUPER LINE			•			•			•																														
SUPER FLAT			•			•			•																														
LIGHT BELL		•	•				•	•					•	•					•						•				•						•				
FORT KNOX WALL			•			•								•																									
THIN LED			•										•	•												•													
WALL SYSTEM			•			•										•																								
G-O			•					•					•					•										•												
THEBLOCKOFLIGHT				•			•		•																														
GIANO				•			•		•																•															
BOX				•			•		•																•															

FLOS Soft Architecture

WALL RUPTURE													•																•											
SOFTPROFILE			•										•																•											
JUNCOS			•			•										•																								
WALL PIERCING			•										•																											
APPS			•																											•						•			

LIGHT STRUCTURES

Belt, Infra-Structure, Infra-Structure Episode 2, Diversion, Zero Track, The Micro Running Magnet, The Running Magnet, The Tracking Magnet, The Tracking Power, The Fast Track, In-Finity, LED Squad, Light Cut Mini, Moonline.

LIGHT STRUCTURES OVERVIEW

		MICRO RUNNING MAGNET		RUNNING MAGNET			FAST TRACK	
				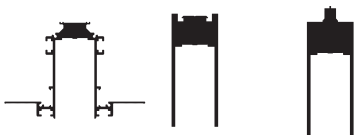			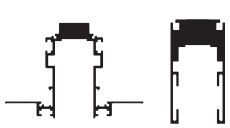	
PHYSICAL CHARACTERISTICS	MOUNTING	SURFACE	RECESSED	RECESSED	SURFACE	SUSPENSION Down / Up & Down	RECESSED	SURFACE
	COLORS							
	VOLTAGE / TRACK ADAPTER	24 Vdc In-Track		24 Vdc In-Track			48 Vdc In-Track	
	INNER GAP (mm)	5		35			35	
	OUTER GAP (mm)	-	9	-	41		-	49
	RECESSED DEPTH (mm)	-	17	73,5	-	-	73,5	-
	HEIGHT (mm)	14	-	86 / 73	100	100	86 /73	92
	LENGTH (mm)	1000 / 2000 / 3000		1000 / 1500 / 2000 / 2500 / 3000			1000 / 1500 / 2000 / 3000	
	PROFILE EMISSION	✗ (Direct emission & Wall-Washer by means of dedicated light modules)		✓ (Upper emission integrated / direct emission by means of dedicated light modules)			✗	
CONTROL CHARACTERISTICS	NON DIMMABLE	✓		✓			✗	
	DALI	✓		✓			✗	
	CASAMBI	✓ (Individual control integrated)		✓ (Individual control integrated)			✓ (Individual control integrated)	
	1 - 10V	✓		✓			✗	
	PUSH	✗		✗			✗	
	MAIN DIMMING	✗		✗			✗	
	UP&DOWN (Indep)	—		✓			—	
COMPATIBLE LIGHT MODULES	ACCENT LIGHTING	Nano Spot  Light Shadow Spot  Micro Spot  Spot 		Spot Module  Spot 120  Anthony Spot Track  Multi Spot 4  Light Shadow / Wall-Washer  Find Me Suspension 			Spot 100 Spot 120  Spot 175 	
	DIFFUSED LIGHTING	Light Stripe Diffused  Light Stripe Wall-Washer 		Light Stripe  Mini Glo-Ball  Mini Glo-Ball Suspension String Light Ball  String Light Cone 			—	

LIGHT STRUCTURES OVERVIEW

	TRACKING MAGNET			INFRA STRUCTURE	INFRA STRUCTURE EPISODE 2	DIVERSION	ZERO TRACK	TRACKING POWER	
									
	RECESSED	SUSP / SURF Down	SUSPENSION Up & Down	SUSPENSION	SURFACE	SURFACE SUSPENSION	SURFACE	RECESSED	SURFACE
	48 Vdc In-Track			48 Vdc In-Track	48 Vdc	24 Vdc In-Track	24 Vdc In-Track	240 / 220 Vac In-Track	
	15			15	-	12	8	15	
	-	25		30	-	16	17	15	
	31,5	-	-	-	-	-	-	24,5	-
	45 / 31	46	52	100 / 300 400 / 700	100 / 200 / 400 600 / 800 / 1000	7	7	37 / 24	32
	1000 / 1500 / 2000 / 2500 / 3000			1100 / 1600	900 / 1200 / 1500	1000 / 1500 / 2000 / 2500	1000 / 2000 / 3000	1000 / 2000 / 3000 / 4000	1000 / 2000 / 3000
	✓ (Upper emission integrated / direct emission by means of dedicated light modules)			✗ (Requires dedicated light modules)	✗ (Requires dedicated light modules)	✓ (Down / Up - Down emission)	-	✗	
	✓			✓	✓	✓	✓	✗	
	✓			✓	✓	✓	✓	✓ (Only Wall-Washer)	
	✓ (Individual control integrated)			✓ (Individual control integrated)	✓ (Broadcast control)	✓ (Individual control integrated)	✓ (Individual control integrated)	✗	
	✓			✓	✓	✓	✓	✗	
	✗			✗	✓	✗	✗	✗	
	✗			✗	✗	✗	✗	✗	
	✓			✓	✓	Up 50%	—	—	
	Spot 50  Spot 90  Spot 120  Spot 150  Anthony Spot Track 					Atom 90  Atom 120  Find Me 0  Find Me 1  Find Me 2  Find Me Suspension 		UT Pro 150  UT Pro 175  UT Pro 175 Lens  Camera 60  Camera 90 	
	Light Stripe  Wallee 			Suspension Glass Downlight 110  Suspension Panel 600  Light Tube Direct / Indirect / Blind 	Light Tube Covered  Suspension Cone 300 / 400  Suspension Panel 600  Light Tube Direct / Indirect 		Atom 200 		UT Pro Wall-Washer 	

NEW

BELT

DESIGNED BY RONAN&ERWAN BOUROULLEC



LIGHT SOURCE
TOP LED
27,5W/m
915 lm/m Up
2000 lm/m Down
2700K/CRI 95

LIGHT SOURCE
TOP LED
29W/m
1050 lm/m Up
2450 lm/m Down
3000K/CRI 95

GN Grün
GN Green

18 Natürliches Leder
18 Natural Leather

14 Schwarz
14 Black







Produktbeschreibung
Dieses ikonische Profil für die hängende Installation zeichnet sich durch eine exklusive Lederausstattung aus, die speziell für Flos Architectural entwickelt wurde, um die Sicherheits- und Reinlichkeitsanforderungen öffentlicher und privater Umgebungen zu erfüllen.
Der Gürtel ist pure Flexibilität, eine geschwungene Linie, deren Art im Gleichgewicht zwischen der Weichheit des Leders und der Steifigkeit des Aluminiums steht. Das weiche Element wird durch die Verbindung zum elektrischen Netz dargestellt, während die starren Teile den Lichtquellen der langen Lichtleitungen entsprechen. Jedes Profil verfügt über eine integrierte Beleuchtung mit direktem und indirektem Licht und jede Emission kann einzeln per Fernsteuerung gesteuert werden.
Das Produkt wird mithilfe von Lederbändern installiert, mit denen das Beleuchtungsprofil aufgehängt wird, indem sie durch spezielle Metallschnallen geschoben werden, die als Deckenhalterungen dienen. Jedes Band kann angepasst werden, um die Beschaffenheit der Umgebung zu berücksichtigen.
Mit dem speziellen Mikroanschluss, der in die Klemme des Beleuchtungsprofils integriert ist, kann die elektrische Verbindung durch einfaches Klicken hergestellt werden. Das Verbindungselement ist in der Lederschlaufe versteckt, die als Aufhängung zur Unterstützung der Einheit dient.
Profile mit Längen von 2 und 3 m mit Oberflächen in schwarzer bzw. grüner Farbe oder mit natürlichem Leder erhältlich.

Optisches System
Lineares Up&Down-Profil - direkte/indirekte Emission: Allgemeine Beleuchtung.

Einspeisung
Das System kann nur mit einer externen Stromquelle betrieben werden, die nicht in den Profilen enthalten ist. Empfohlene Treiber sind separat zu bestellen.

Regulierungssystem
Dimmbares System mit 1–10V-, DALI- oder CASAMBI-Controller, das in der Leuchte integriert ist.
Individuelle direkte und indirekte Emissionen können durch ein Casambi- oder DALI-Steuersystem reguliert werden.

Zusatzinformationen
Elektrische Anlage wird mit 48 V.
Schutzgrad IP20.
Auf normal entflammbaren Oberflächen einsetzbar.

Qualitätszeichen
Das Gerät entspricht der europäischen technischen Norm EN60598-1 und den entsprechenden Zusatzregelungen.

Description
This iconic profile for suspended installation features a refined leather surface developed specifically for Flos Architectural to respond to the needs of safety and cleanliness in public and private environments.
Belt is pure flexibility, a sinuous line that creates a balance between the softness of leather and the rigidity of aluminium. The soft part is represented by the connection to the electrical network, while the rigid parts correspond to the light source, the long lines of light.
Each profile is equipped with integrated direct and indirect lighting and each light source can be controlled individually via remote control.
The product is installed with the use of leather straps to hang the lighting profile, sliding the straps through dedicated metal clasps that act as hooks on the ceiling. Each strap may be regulated to match the shape of the environment.
A special microconnector integrated into the terminal of the lighting profile allows for electrical connection through a simple snap. The electrical connection is hidden within the leather strap, which supports the composition.
Profiles available with 2- and 3-m lengths in black, natural leather, and green finishes.

Optic system
Linear Up&Down profile – direct/indirect emission: General Lighting.

Power Supply
The system may be powered only with remote power sources not included with the profiles. Recommended drivers sold separately.

Regulation System
Dimmable system with 1–10 V, DALI, or CASAMBI controller integrated inside the fixture. Individual direct and indirect emission may be regulated through a Casambi or DALI control system.

Additional Information
Electrical system powered at 48V.
IP20 protection grade.
Suitable for installation on normally inflammable surfaces.

Standard Compliance and Quality Marks
EN60598-1 European Technical Standards and any subsequent additions.

NEW

Belt

Light Source: Top LED 27,5W/m - 915 lm/m UP - 2000 lm/m DOWN - 2700K/CRI 95 / 27,5W/m - 1050 lm/m UP - 2450 lm/m DOWN - 3000K/CRI 95

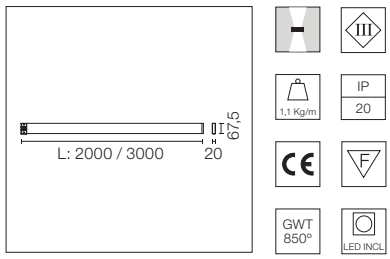

Elektromechanisches Profil für Innenräume mit integrierter linearer Beleuchtung für hängende Installationen mit einer Länge von 2 bis 3 m erhältlich. Installation über Deckenaufhängungsbänder und externes Netzteil, das separat zu bestellen ist. Up&Down-System über DALI gesteuert oder CASAMBI einzeln und über 1-10V zusammen (Broadcast).

Electromechanical profile for interior use with integrated linear lighting for suspended installation available with 2 or 3 m lengths. Installation via suspension straps on the ceiling and remote power kit, to be ordered separately. Up&Down system controlled via DALI or CASAMBI individually and via 1-10V all together (Broadcast).

2700K

L: 2000 mm

Dali Version

03.8500.GN.DA
03.8500.18.DA
03.8500.14.DA

1-10V (Broadcast)

03.8500.GN.1V
03.8500.18.1V
03.8500.14.1V

Casambi integrated

03.8500.GN.CB
03.8500.18.CB
03.8500.14.CB



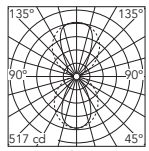

Luminous flux luminaire
1694 lm

Beam Angle:	60°	
h(m)	E(lx)	D(m)
1	517	1.16
2	129	2.31
3	57	3.47
4	32	4.63
5	21	5.79

3000K

L: 2000 mm

Dali Version

03.8505.GN.DA
03.8505.18.DA
03.8505.14.DA

1-10V (Broadcast)

03.8505.GN.1V
03.8505.18.1V
03.8505.14.1V

Casambi integrated

03.8505.GN.CB
03.8505.18.CB
03.8505.14.CB



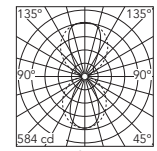

Luminous flux luminaire
1915 lm

Beam Angle:	60°	
h(m)	E(lx)	D(m)
1	584	1.16
2	146	2.31
3	65	3.47
4	37	4.63
5	23	5.79

2700K

L: 3000 mm

Dali Version

03.8501.GN.DA
03.8501.18.DA
03.8501.14.DA

1-10V (Broadcast)

03.8501.GN.1V
03.8501.18.1V
03.8501.14.1V

Casambi integrated

03.8501.GN.CB
03.8501.18.CB
03.8501.14.CB



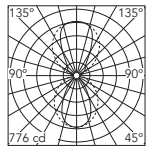

Luminous flux luminaire
2542 lm

Beam Angle:	60°	
h(m)	E(lx)	D(m)
1	776	1.16
2	194	2.31
3	86	3.47
4	48	4.63
5	31	5.79

3000K

L: 3000 mm

Dali Version

03.8506.GN.DA
03.8506.18.DA
03.8506.14.DA

1-10V (Broadcast)

03.8506.GN.1V
03.8506.18.1V
03.8506.14.1V

Casambi integrated

03.8506.GN.CB
03.8506.18.CB
03.8506.14.CB



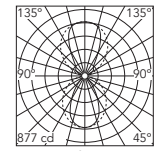

Luminous flux luminaire
2872 lm

Beam Angle:	60°	
h(m)	E(lx)	D(m)
1	877	1.16
2	219	2.31
3	97	3.47
4	55	4.63
5	35	5.79

NEW

BELT — INSTALLATION

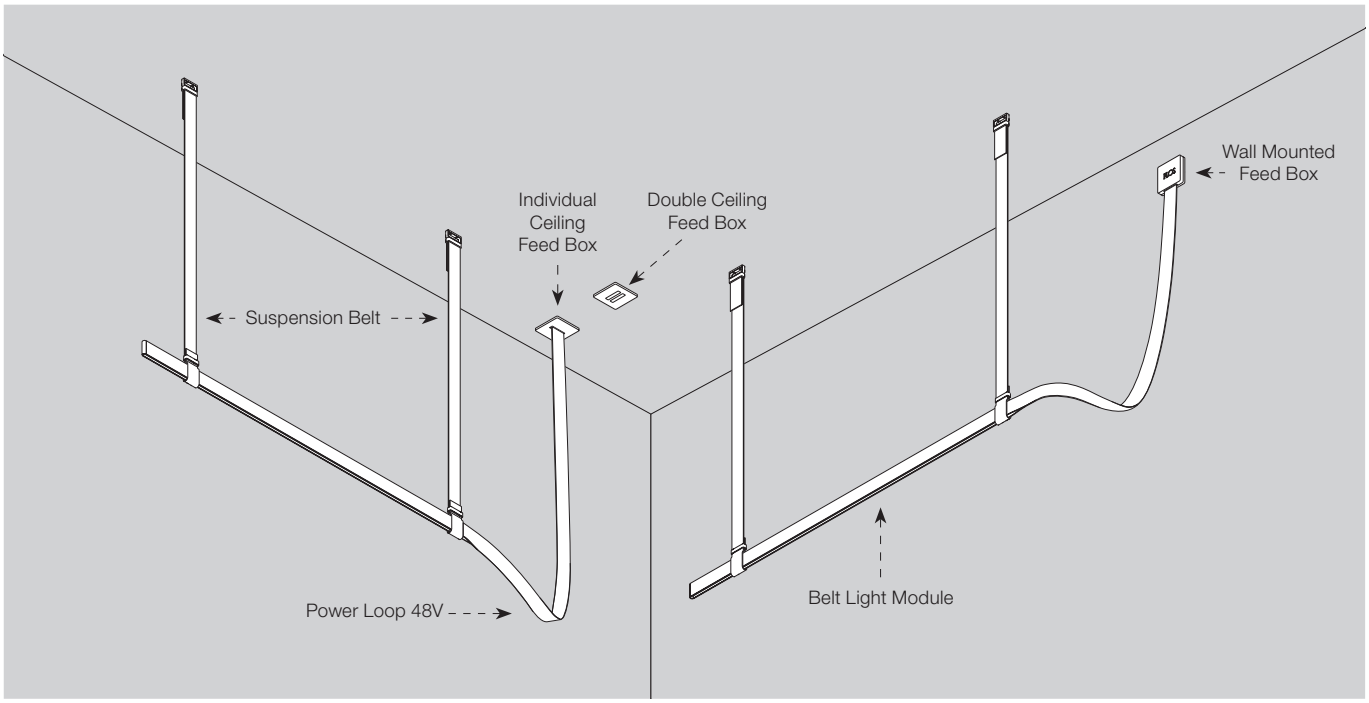

Zubehör / Accessories

Accessori / Accessories

Aufhängungsgurt. 2 stück.

Suspension strap. 2 units.





L: 1000 mm
03.8510.GN
03.8510.18
03.8510.14
L: 1500 mm
03.8513.GN
03.8513.18
03.8513.14
L: 2000 mm
03.8511.GN
03.8511.18
03.8511.14
L: 2500 mm
03.8514.GN
03.8514.18
03.8514.14
L: 3000 mm
03.8512.GN
03.8512.18
03.8512.14

Stromschleife, 48 V.

48-V power loop.





L: 1500 mm
03.8520.GN
03.8520.18
03.8520.14
L: 2500 mm
03.8521.GN
03.8521.18
03.8521.14
L: 3500 mm
03.8522.GN
03.8522.18
03.8522.14

NEW

Zubehör / Accessories

Individuelles Deckennetzteil.	Individual ceiling feed box.		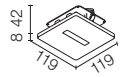	08.0180.00
Doppeltes Deckennetzteil.	Double ceiling feed box.		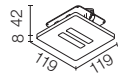	08.0181.00
Individuelles Wandnetzteil.	Wall mounted feed box.		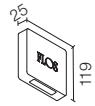	08.0182.00
Individueller Oberflächeneinspeisekasten.	Individual surface feed box.		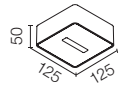	08.0194.00
Doppelter Oberflächeneinlaufkasten.	Double surface feed box.		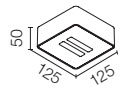	08.0195.00
Oberflächen-Treiberbox 96W - 48V, 110-240V.	Surface driver box 96W - 48V, 110-240V.		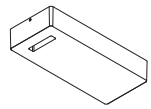	06.0173.14

Treiber / Drivers

LED-Netzteil für Ferninstallation 48V/320W. 100/240 Vac.	LED power supply source for remote installation, 48V/320W. 100/240 Vac.		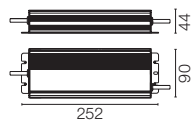	*60.8919
LED-Netzteil für Ferninstallation 48V/185W. 100/240 Vac.	LED power supply source for remote installation, 48V/185W. 100/240 Vac.		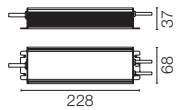	*60.9024
LED-Netzteil für Ferninstallation 48V/120W. 220/240 Vac.	LED power supply source for remote installation, 48V/120W. 220/240 Vac.		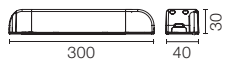	*60.9170

* Bei der Dimensionierung der Anlage ist eine Sicherheitsspanne von 15 % der maximalen Leistung der LED-Stromversorgung einzuhalten / For the sizing of the installation keep a safety margin of 15% of the maximum power of the LED power source.

INFRA-STRUCTURE

DESIGNED BY VINCENT VAN DUYSEN

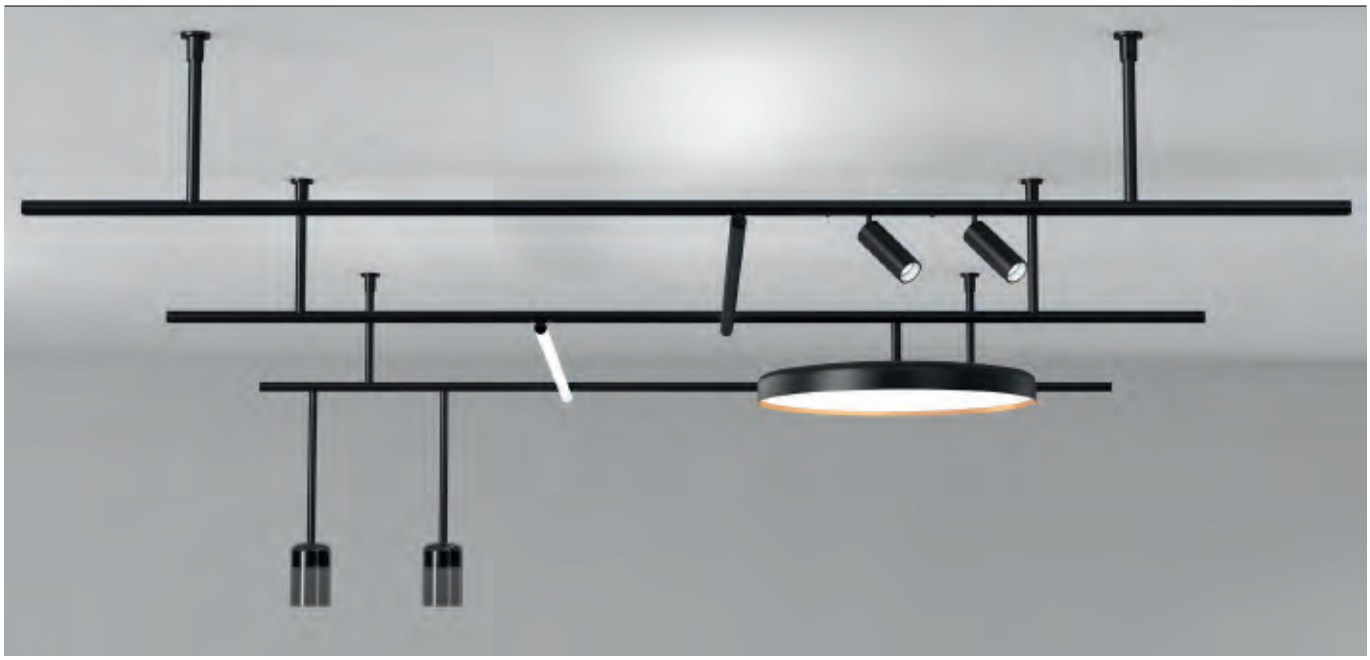



Profiles ☐ 40 Weiss / 40 White ■ 14 Schwarz / 14 Black

LIGHT MODULES

LIGHT TUBE DIRECT-INDIRECT



LIGHT SOURCE
TOP LED
25W/m
1978 lm/m
2700K/CRI 90
2227 lm/m
3000K/CRI 90

SPOT 50



LIGHT SOURCE
POWER LED
3,5W
286 lm
2700K/CRI 90
307 lm
3000K/CRI 90

SPOT 90



LIGHT SOURCE
POWER LED
8,5W
610 lm
2700K/CRI 90
656 lm
3000K/CRI 90

SPOT 120



LIGHT SOURCE
POWER LED
12W
724 lm
2700K/CRI 90
779 lm
3000K/CRI 90

SPOT 120



LIGHT SOURCE
LED ARRAY
12,5W
1075 lm
2700K/CRI 90
1138 lm
3000K/CRI 90

SPOT 150



LIGHT SOURCE
LED ARRAY
22,5W
2000 lm
2700K/CRI 90
2115 lm
3000K/CRI 90

SUSPENSION PANEL 600



LIGHT SOURCE
TOP LED
40W
3195 lm
2700K/CRI 90
3381 lm
3000K/CRI 90

SUSPENSION GLASS DOWNLIGHT 110



LIGHT SOURCE
LED ARRAY
13,5W
1296 lm
2700K/CRI 90
1371 lm
3000K/CRI 90

Produktbeschreibung
Innovatives Beleuchtungssystem, das von Vincent Van Duysen zur oberflächlichen Installation an der Decke mittels starren und verstellbaren Stangen entworfen wurde.
Bei dieser überarbeiteten Version geht FLOS neben der bekannten Version "On Board Dimmer" einen Schritt weiter und präsentiert sowohl Profile als auch Leuchten, die mit verschiedenen Fernsteuerungssystemen gesteuert werden können: DALI, 1-10V und Casambi.
Beide Konstruktionsprofile werden rohrförmig aus extrudiertem Aluminium in schwarzer oder weißer Farbe hergestellt. Diese sind mit elektrischen Schienen ausgestattet, die mit 48 V versorgt werden.
Die systemgesteuerten Versionen (DALI, 1-10V) sind mit einem Datenbus aus Graphit zur Regulierung ausgestattet. Casambi-Versionen sind mit allen Profilen kompatibel.
Die Leuchten werden mit einem magnetischen Befestigungs- und einem mechanischen Sicherheitssystem montiert.
Die Produktgruppe der Leuchten besteht aus Akzentbeleuchtungseinheiten in unterschiedlicher Optik, Umgebungsbeleuchtungsanlagen mit direktem und indirektem Licht und dekorativen Leuchten mit unverwechselbarem Design von Flos.
Sämtliche Leuchten sind mit eingebautem Potentiometer erhältlich, dimmbar mit DALI oder 1-10V zur Regulierung der Lichtstärke, und bei der Casambi-Version für eine kabellose Regulierung.

Steuerung
- Für Leuchtenmontagen mit Dimmer "On Board Dimmer" und FLOS-Steuerung ist das Profil in der Version "On Board Dimmer" zu verwenden.
DALI- und 1-10V-Leuchten sind nur mit den Profilversionen DALI und 1-10V kompatibel.
Casambi-Leuchten sind mit allen Profilen kompatibel.
- Für die Steuerung mittels DALI-Protokoll muss der Steuerdatenbus direkt mit dem Profil verbunden werden.
- Für die Steuerung mittels 1-10V muss das Steuerungssystem aktiviert sein und der Steuerdatenbus muss direkt mit dem Profil verbunden werden.
In diesem Fall erfolgt das Dimmen bei allen verbundenen Leuchten einheitlich.
- Für die Steuerung mittels Casambi (max. 200 Leuchten) müssen Casambi-Leuchten bestellt werden, diese sind mit allen für das System verfügbaren Profilen kompatibel.
Für Mobilgeräte ist die App FLOS Control® powered by Casambi erforderlich (erhältlich im Apple Store und auf Google Play).
Maximale Anzahl der Schienenverbindungen, um die Signalübermittlung von DALI oder 1-10V zu gewährleisten: 20 Verbindungen.

Optisches System
- Light Tube Direct / Light Tube Indirect / Suspension Glass Downlight 110 / Suspension Panel 600: diffuses indirektes Raumlicht.
- Spot 50: Medium.
- Spot 90: Spot, Medium.
- Spot 120 Power LED (Gleiche Lichtquelle der Spot 50 und Spot 90): Spot, Medium.
- Spot 120 LED Array (Gleiche Lichtquelle des Spot 150): Medium, Flood.
- Spot 150: Spot, Medium, Flood.

Einspeisung
Fern-Netzteil 48V nicht enthalten. Max 6A - 320W.

Zubehör
Das Abschirmzubehör (Honeyomb und Querabschirmung) der Spot Beleuchtungsmodule ist im Produkt eingebaut.

Zusatzinformationen
Schutzgrad IP20.
Auf normal entflammbaren Oberflächen einsetzbar.

Qualitätszeichen
Das Gerät entspricht der europäischen technischen Norm EN60598-1 und den entsprechenden Zusatzregelungen.

Description
Groundbreaking lighting system designed by Vincent Van Duysen for surface installation on ceiling with rigid and adjustable rods.
In the new proposal, beside the successful “On Board Dimmer” version, FLOS goes one step beyond, launching both track and luminaries designed for system management in a variety of options: DALI, 1-10V and Casambi.
Both profile version are manufactured with aluminium profiling extruded in white or black, provided with electric tracks powered at 48V.
The system controlled versions (DALI, 1-10V) are also equipped with graphite data bus for regulation.
The LED light fixtures are installed by means of a magnetic fixture system with mechanical safety fastening.
The light fixtures product group is composed of accent lighting modules with different optics, direct and indirect light ambient lighting systems and decorative light fixtures with the distinctive Flos design.
All light fixtures are available with potentiometer incorporated, dimmable DALI, 1-10V and Casambi to adjust the light intensity.

Control
- For installation of “On Board Dimmer” fixtures use “On Board Dimmer” track version.
Luminaries DALI and 1-10V are only compatible with track DALI and 1-10V.
Casambi luminaires can be installed on all profiles available in the system.
- To manage using DALI protocol, it is necessary to connect the control data bus directly to the profile.
- For 1-10V management, the control system must be active and the data bus must be connected directly to the profile. In this case, regulation will be uniform in all the connected luminaires.
- For Casambi management (Max. 200 luminaires) it is mandatory to use fixtures in the Casambi version, these are compatible with all profiles available in the system.
For managing and controlling the Casambi system, the FLOS Control® app powered by Casambi for mobile devices is necessary (available in the Apple Store and Google Play).
Maximum number of track interconnections to guarantee the communication of the DALI or 1-10V signal: 20 interconnections.

Optic system
- Light Tube Direct / Light Tube Indirect / Suspension Glass Downlight 110 / Suspension Panel 600: diffuse ambient light.
- Spot 50: Medium.
- Spot 90: Spot, Medium.
- Spot 120 Power LED (same light source as the Spot 50 and Spot 90): Spot, Medium.
- Spot 120 LED Array (same light source as the Spot 150): Medium, Flood.
- Spot 150: Spot, Medium, Flood.

Power Supply
Remote 48V power supply not included. Max 6A - 320W.

Accessories
For the Spot illumination modules, the cross-screening accessories (honeycomb and crosspieces) are incorporated into the product.

Additional Information
IP20 protection grade.
Suitable for installation on normally inflammable surfaces.

Compliance of Standards and Quality Marks
EN60598-1 European Technical Standards and any subsequent additions.

FLOS
CONTROL BY CASAMBI

Available on the App Store

GET IT ON Google Play

Profile

Rohrförmiges elektromagnetisches Profil für den Deckenaufbau mit starren und regulierbaren Stangen (25 mm). Starre, nicht regulierbare Stangen auf Anfrage erhältlich.
Profile und Endelemente sind in Versionen erhältlich, die mit den "On Board Dimmer" Leuchten und mit den systemgesteuerten (DALI, 1-10V, FLOS Control® by Casambi) Leuchten kompatibel sind.
Rohrprofile sind in zwei Längen verfügbar: 1055 mm (ergibt einen 1100 mm Abstand zwischen den Stangen) und 1555 mm (ergibt 1600 mm Abstand zwischen den Stangen).
Die Endelemente werden ebenfalls eingespeist und müssen separat bestellt werden.
Alle mechanischen und elektrischen Stangen sind für beide Versionen gleich und in verschiedenen Höhen erhältlich (100, 300, 400, 700 mm).
Verschiedene Ausführungen der Befestigungsstangen:
• Mechanische Stange mit Ø50 oder Ø140 Rosette : dient zur Befestigung von Profilen.
• Stromeinspeisungsstange mit Ø50 Rosette: Einspeisungsstange für den Einbau einer externen Versorgung an einer zugänglichen Stelle.
• Stromeinspeisungsstange mit Ø140 Rosette: Einspeisungsstange für den Einbau einer externen Versorgung an einer zugänglichen Stelle.
• Dateneinspeisungsstange mit Ø50 oder Ø140 Rosette: für den Anschluss an einen DALI oder 1-10V Bus.
• Aluminiumschablone zur Markierung der Befestigungspunkte für die Installation der Stangen separat erhältlich.

Profiles

Tubular electromagnetic profile for surface installation in ceilings through rigid and adjustable rods (25 mm). Not adjustable rigid rods available on request.
Profiles and closure terminals are available in version compatible with luminaries "on board dimmer" and versions compatible with system controlled luminaries (DALI, 1-10V, FLOS Control® by Casambi).
Tubular profiles available in two lengths: 1055 mm (1100 mm separation between rods) and 1555 mm (1600 mm separation between rods).
The closure terminals will also be electrified and must be ordered separately.
Mechanical and electrical rods are the same for the two profile versions and they are all available in multiple lengths (100, 300, 400, 700mm).
Different versions of fastening rods:
• Mechanic rod with a Ø50 or Ø140 connection rose: to fasten profiles.
• Electrical rod with a Ø50 connection rose: a supply rod for remote installation of the power supply in an accessible place.
• Electrical rod with a Ø140 connection rose: a supply rod for remote installation of the power supply through the connection rose.
• Data connection rod with a Ø50 or Ø140 connection rose: for connection to DALI or 1-10V bus signal.
• Aluminium stencil to mark the points for installing the rods available as separate item.

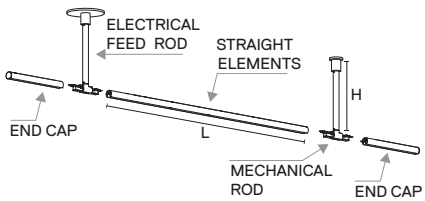

L: 1055 mm / 1555 mm

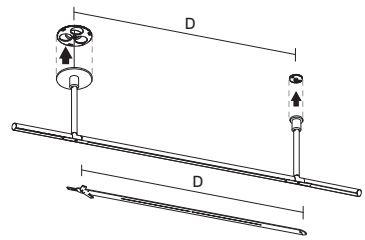

D: 1100 mm / 1600 mm

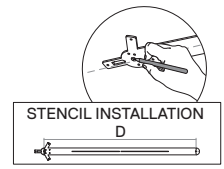

Aluminium Stencil Installation
D: 1100 mm
08.0032.00
D: 1600 mm
08.0033.00

Gerade elemente.

Straight elements.

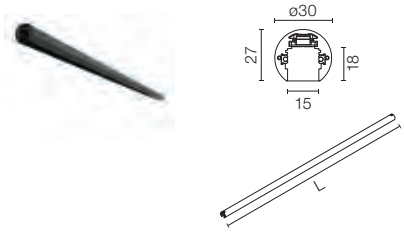

L: 1055 mm (D: 1100 mm)
L: 1555 mm (D: 1600 mm)

On board dimmer/ FLOS Control® by Casambi compatible
L: 1055 mm
06.5140.40
06.5140.14
L: 1555 mm
06.5141.40
06.5141.14

DALI/1-10V/*FLOS Control® by Casambi compatible
L: 1055 mm
06.5100.40
06.5100.14
L: 1555 mm
06.5101.40
06.5101.14

Endkappe.

End cap.



On board dimmer/ FLOS Control® by Casambi compatible
06.5142.40A
06.5142.14A

DALI/1-10V/*FLOS Control® by Casambi compatible
06.5135.40A
06.5135.14A

Stange mit mechanik rosette ø50 mm.
Einstellbar auf 25 mm, geeignet für unebene Dächer.

Mechanical rod rose ø50 mm.
Adjustable 25 mm, to adapt it to irregular ceilings.

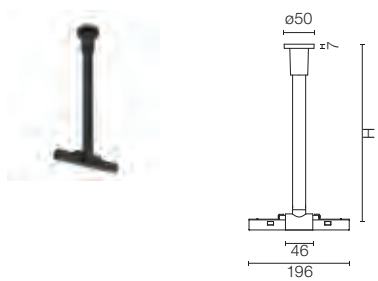

H: 100 mm
06.5110.40
06.5110.14
H: 300 mm
06.5111.40
06.5111.14
H: 400 mm
06.5112.40
06.5112.14
H: 700 mm
06.5113.40
06.5113.14

---

* Für bestehende Installationen / For existing installations.

Stange mit stromeinspeisung rosette ø50 mm.
Einstellbar auf 25 mm, geeignet für unebene Dächer.

Electrical feed rod rose ø50 mm.
Adjustable 25 mm, to adapt it to irregular ceilings.



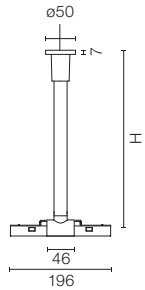

H: 100 mm
06.5120.40
06.5120.14
H: 300 mm
06.5121.40
06.5121.14
H: 400 mm
06.5122.40
06.5122.14
H: 700 mm
06.5123.40
06.5123.14

Dateneinspeisungsstange mit ø50 mm Rosette.
Es braucht eine pro Installationslinie, für den Anschluss an einen DALI oder 1-10V Bus.
Einstellbar auf 25 mm, geeignet für unebene Dächer.

Data connection rod rose ø50mm.
Use one for each line of the installation, for connection to DALI or 1-10V signal source.
Adjustable 25 mm, to adapt it to irregular ceilings.



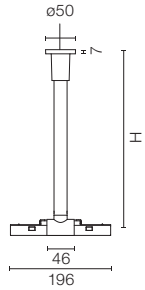

H: 100 mm
06.5150.40
06.5150.14
H: 300 mm
06.5151.40
06.5151.14
H: 400 mm
06.5152.40
06.5152.14
H: 700 mm
06.5153.40
06.5153.14

Stange mit mechanik rosette ø140 mm.
Einstellbar auf 25 mm, geeignet für unebene Dächer.

Mechanical rod rose ø140 mm.
Adjustable 25 mm, to adapt it to irregular ceilings.



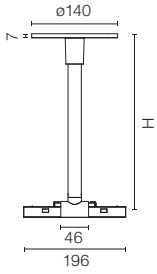

H: 100 mm
06.5115.40
06.5115.14
H: 300 mm
06.5116.40
06.5116.14
H: 400 mm
06.5117.40
06.5117.14
H: 700 mm
06.5118.40
06.5118.14

Stange mit stromeinspeisung rosette ø140 mm.
Einstellbar auf 25 mm, geeignet für unebene Dächer.

Electrical feed rod rose ø140 mm.
Adjustable 25 mm, to adapt it to irregular ceilings.



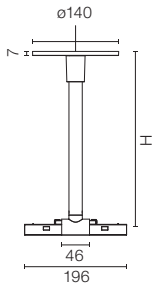

H: 100 mm
06.5125.40
06.5125.14
H: 300 mm
06.5126.40
06.5126.14
H: 400 mm
06.5127.40
06.5127.14
H: 700 mm
06.5128.40
06.5128.14

Dateneinspeisungsstange mit ø140 mm Rosette.
Es braucht eine pro Installationslinie, für den Anschluss an einen DALI oder 1-10V Bus.
Einstellbar auf 25 mm, geeignet für unebene Dächer.

Data connection rod rose ø140mm.
Use one for each line of the installation, for connection to DALI or 1-10V signal source.
Adjustable 25 mm, to adapt it to irregular ceilings.



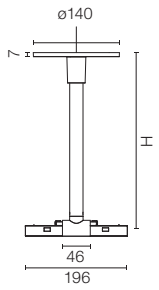

H: 100 mm
06.5155.40
06.5155.14
H: 300 mm
06.5156.40
06.5156.14
H: 400 mm
06.5157.40
06.5157.14
H: 700 mm
06.5158.40
06.5158.14

Blindrohr.

Mechanisches Modul (ohne Beleuchtung) zum installieren in dem System Infra-Struktur. Drehbare Befestigungselemente 0°-90°, mit Magnetanschluß und mechanischer Sicherheitsblockierung, zum installieren quer zwischen zwei Profilleitungen.

Blind tube.

A mechanical module (without lighting) to be installed in the system infrastructure. Fixing components that rotate 0°-90°, with a magnetic connection and a mechanical safety lock. To be installed transversely between two profile lines.



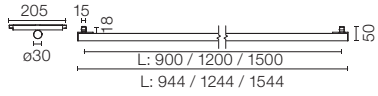

L: 900 mm
03.8120.40
03.8120.14
L: 1200 mm
03.8121.40
03.8121.14
L: 1500 mm
03.8122.40
03.8122.14

Light Tube ø30 Direct

Light Source: Top LED 25W/m - 1978 lm/m - 2700K/CRI 90 / 25W/m - 2227 lm/m - 3000K/CRI 90



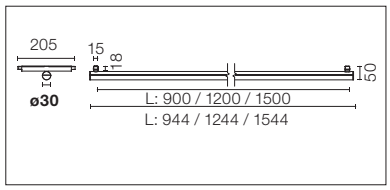

IP 20

30 - 100%
DIMMER

LED INCL.

LED-Modul für diffuses Licht zur Installation in das System Infra-Structure.
Befestigungselemente 0 bis 90 Grad drehbar, mit magnetischer Verbindung und mechanischem Sicherheitsbolzen für die Querverbindung zweier Streben.
Die Light Tubes werden nur über ein Ende versorgt und geben über die andere Seite keinen Strom ab.
Für die kabellose Steuerung der Leuchten sind die integrierten Casambi-Versionen auszuwählen.

Diffused LED light module to be installed in The Infra-Structure.
System turning fastening elements 0°-90° with a magnetic connection and mechanic security bock for a transversally installation between two lines of the profile.
The Light Tube are only fed by one od the ends and do not communicate current through the other end.
For wireless lighting control, choose integrated Casambi versions.

2700K

L: 900 mm - 23W - 1820 lm
On board dimmer
- 03.8100.40
- 03.8100.14

*Dali Version
- 03.8100.40.DA
- 03.8100.14.DA

*1-10V
- 03.8100.40.1V
- 03.8100.14.1V

**Casambi integrated
- 03.8100.40.CB
- 03.8100.14.CB

106°

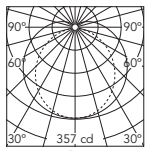

Luminous flux luminaire 1456 lm

Beam Angle: 106°

h(m)	E(lx)	D(m)
1	357	7.49
2	89	14.98
3	40	22.47
4	22	29.96
5	14	37.45

3000K

L: 900 mm - 23W - 2048 lm
On board dimmer
- 03.8105.40
- 03.8105.14

*Dali Version
- 03.8105.40.DA
- 03.8105.14.DA

*1-10V
- 03.8105.40.1V
- 03.8105.14.1V

**Casambi integrated
- 03.8105.40.CB
- 03.8105.14.CB

106°

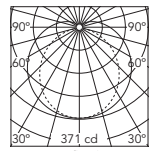

Luminous flux luminaire 1515 lm

Beam Angle: 106°

h(m)	E(lx)	D(m)
1	371	7.49
2	93	14.98
3	41	22.47
4	23	29.96
5	15	37.45

2700K

L: 1200 mm - 30W - 2366 lm
On board dimmer
- 03.8101.40
- 03.8101.14

*Dali Version
- 03.8101.40.DA
- 03.8101.14.DA

*1-10V
- 03.8101.40.1V
- 03.8101.14.1V

**Casambi integrated
- 03.8101.40.CB
- 03.8101.14.CB

106°

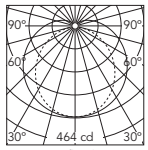

Luminous flux luminaire 1892 lm

Beam Angle: 106°

h(m)	E(lx)	D(m)
1	464	7.49
2	116	14.98
3	52	22.47
4	29	29.96
5	19	37.45

3000K

L: 1200 mm - 30W - 2663 lm
On board dimmer
- 03.8106.40
- 03.8106.14

*Dali Version
- 03.8106.40.DA
- 03.8106.14.DA

*1-10V
- 03.8106.40.1V
- 03.8106.14.1V

**Casambi integrated
- 03.8106.40.CB
- 03.8106.14.CB

106°

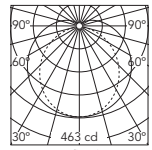

Luminous flux luminaire 1890 lm

Beam Angle: 106°

h(m)	E(lx)	D(m)
1	463	7.49
2	116	14.98
3	51	22.47
4	29	29.96
5	19	37.45

2700K

L: 1500 mm - 38W - 2912 lm
On board dimmer
- 03.8102.40
- 03.8102.14

*Dali Version
- 03.8102.40.DA
- 03.8102.14.DA

*1-10V
- 03.8102.40.1V
- 03.8102.14.1V

**Casambi integrated
- 03.8102.40.CB
- 03.8102.14.CB

106°

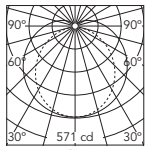

Luminous flux luminaire 2329 lm

Beam Angle: 106°

h(m)	E(lx)	D(m)
1	571	7.49
2	143	14.98
3	63	22.47
4	36	29.96
5	23	37.45

3000K

L: 1500 mm - 38W - 3278 lm
On board dimmer
- 03.8107.40
- 03.8107.14

*Dali Version
- 03.8107.40.DA
- 03.8107.14.DA

*1-10V
- 03.8107.40.1V
- 03.8107.14.1V

**Casambi integrated
- 03.8107.40.CB
- 03.8107.14.CB

106°

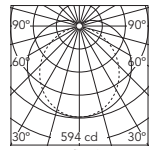

Luminous flux luminaire 2423 lm

Beam Angle: 106°

h(m)	E(lx)	D(m)
1	594	7.49
2	149	14.98
3	66	22.47
4	37	29.96
5	24	37.45

* Nur mit der Profilversion DALI, 1-10V kompatibel / Only compatible with DALI, 1-10V profile version .

** Die Steuerung bei den Casambi-Leuchten erfolgt direkt und individuell kabellos mittels der App FLOS Control® powered by Casambi / The control system with the Casambi version of light fixtures is directly and individually regulated wirelessly using the application FLOS Control® by Casambi.

NEW

Light Tube ø30 Indirect

Light Source: Top LED 25W/m - 1978 lm/m - 2700K/CRI 90 / 25W/m - 2227 lm/m - 3000K/CRI 90



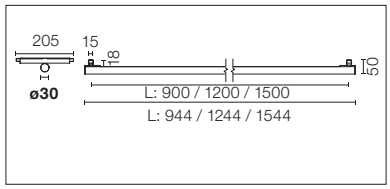

IP 20

30 - 100% DIMMER

LED INCL.

LED-Modul für diffuses Licht zur Installation in das System Infra-Structure.
Befestigungselemente 0 bis 90 Grad drehbar, mit magnetischer Verbindung und mechanischem Sicherheitsbolzen für die Querverbindung zweier Streben.
Die Light Tubes werden nur über ein Ende versorgt und geben über die andere Seite keinen Strom ab.
Für die kabellose Steuerung der Leuchten sind die integrierten Casambi-Versionen auszuwählen.

Diffused LED light module to be installed in The Infra-Structure.
System turning fastening elements 0°-90° with a magnetic connection and mechanic security bock for a transversally installation between two lines of the profile.
The Light Tube are only fed by one od the ends and do not communicate current through the other end.
For wireless lighting control, choose integrated Casambi versions.

2700K

L: 900 mm - 23W - 1820 lm
On board dimmer
- 03.8110.40
- 03.8110.14

*Dali Version
- 03.8110.40.DA
- 03.8110.14.DA

*1-10V
- 03.8110.40.1V
- 03.8110.14.1V

**Casambi integrated
- 03.8110.40.CB
- 03.8110.14.CB

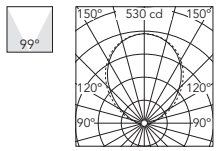

Luminous flux luminaire 1239 lm

Beam Angle:		99°
h(m)	E(lx)	D(m)
1	530	2.12
2	133	4.25
3	59	6.37
4	33	8.50
5	21	10.62

3000K

L: 900 mm - 23W - 2048 lm
On board dimmer
- 03.8115.40
- 03.8115.14

*Dali Version
- 03.8115.40.DA
- 03.8115.14.DA

*1-10V
- 03.8115.40.1V
- 03.8115.14.1V

**Casambi integrated
- 03.8115.40.CB
- 03.8115.14.CB

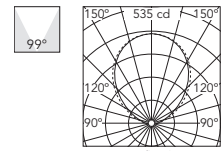

Luminous flux luminaire 1249 lm

Beam Angle:		99°
h(m)	E(lx)	D(m)
1	535	2.12
2	134	4.25
3	59	6.37
4	33	8.50
5	21	10.62

2700K

L: 1200 mm - 30W - 2366 lm
On board dimmer
- 03.8111.40
- 03.8111.14

*Dali Version
- 03.8111.40.DA
- 03.8111.14.DA

*1-10V
- 03.8111.40.1V
- 03.8111.14.1V

**Casambi integrated
- 03.8111.40.CB
- 03.8111.14.CB

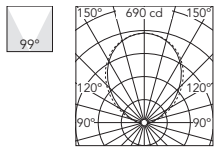

Luminous flux luminaire 1612 lm

Beam Angle:		99°
h(m)	E(lx)	D(m)
1	690	2.12
2	173	4.25
3	77	6.37
4	43	8.50
5	28	10.62

3000K

L: 1200 mm - 30W - 2663 lm
On board dimmer
- 03.8116.40
- 03.8116.14

*Dali Version
- 03.8116.40.DA
- 03.8116.14.DA

*1-10V
- 03.8116.40.1V
- 03.8116.14.1V

**Casambi integrated
- 03.8116.40.CB
- 03.8116.14.CB

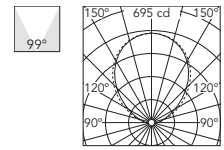

Luminous flux luminaire 1624 lm

Beam Angle:		99°
h(m)	E(lx)	D(m)
1	695	2.12
2	174	4.25
3	77	6.37
4	43	8.50
5	28	10.62

2700K

L: 1500 mm - 38W - 2912 lm
On board dimmer
- 03.8112.40
- 03.8112.14

*Dali Version
- 03.8112.40.DA
- 03.8112.14.DA

*1-10V
- 03.8112.40.1V
- 03.8112.14.1V

**Casambi integrated
- 03.8112.40.CB
- 03.8112.14.CB

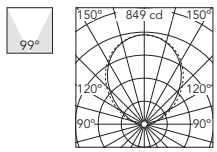

Luminous flux luminaire 1984 lm

Beam Angle:		99°
h(m)	E(lx)	D(m)
1	849	2.12
2	212	4.25
3	94	6.37
4	53	8.50
5	34	10.62

3000K

L: 1500 mm - 38W - 3278 lm
On board dimmer
- 03.8117.40
- 03.8117.14

*Dali Version
- 03.8117.40.DA
- 03.8117.14.DA

*1-10V
- 03.8117.40.1V
- 03.8117.14.1V

**Casambi integrated
- 03.8117.40.CB
- 03.8117.14.CB

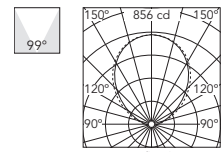

Luminous flux luminaire 1999 lm

Beam Angle:		99°
h(m)	E(lx)	D(m)
1	856	2.12
2	214	4.25
3	95	6.37
4	53	8.50
5	34	10.62

* Nur mit der Profilversion DALI, 1-10V kompatibel / Only compatible with DALI, 1-10V profile version .

** Die Steuerung bei den Casambi-Leuchten erfolgt direkt und individuell kabellos mittels der App FLOS Control® powered by Casambi / The control system with the Casambi version of light fixtures is directly and individually regulated wirelessly using the application FLOS Control® by Casambi.

Spot 50

Light Source: Power LED 3,5W - 286 lm - 2700K/CRI 90 / 3,5W - 307 lm - 3000K/CRI 90



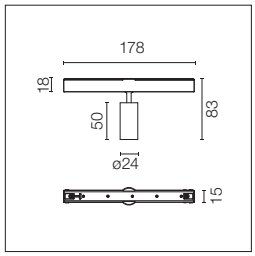

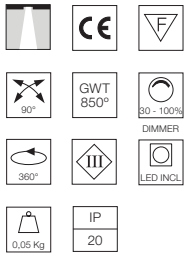

LED-Modul für Akzentbeleuchtung zur Installation in das System Infra-Structure.
Für die kabellose Steuerung der Leuchten sind die integrierten Casambi-Versionen auszuwählen.

Inkludiertes Zubehör (Honeycomb und Blendschutzgitter).

Accent lighting LED module to be installed in The Infra-Structure System.
For wireless lighting control, choose integrated Casambi versions.

Accessories included (honeycomb and screening crosspiece).

2700K

On board dimmer

- 03.8032.40
- 03.8032.05
- 03.8032.14

*Dali Version

- 03.8032.40.DA
- 03.8032.05.DA
- 03.8032.14.DA

*1-10V

- 03.8032.40.1V
- 03.8032.05.1V
- 03.8032.14.1V

**Casambi integrated

- 03.8032.40.CB
- 03.8032.05.CB
- 03.8032.14.CB



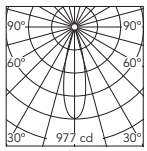

Luminous flux luminaire
205 lm (EXTREME CUT OFF)

Beam Angle:	26°
h(m)	E(lx) D(m)
1	977 0.47
2	244 0.94
3	109 1.41
4	61 1.88
5	39 2.35

3000K

On board dimmer

- 03.8033.40
- 03.8033.05
- 03.8033.14

*Dali Version

- 03.8033.40.DA
- 03.8033.05.DA
- 03.8033.14.DA

*1-10V

- 03.8033.40.1V
- 03.8033.05.1V
- 03.8033.14.1V

**Casambi integrated

- 03.8033.40.CB
- 03.8033.05.CB
- 03.8033.14.CB



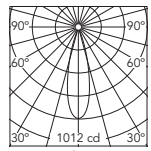

Luminous flux luminaire
212 lm (EXTREME CUT OFF)

Beam Angle:	26°
h(m)	E(lx) D(m)
1	1012 0.47
2	253 0.94
3	112 1.41
4	63 1.88
5	40 2.35

* Nur mit der Profilversion DALI, 1-10V kompatibel / Only compatible with DALI, 1-10V profile version .

** Die Steuerung bei den Casambi-Leuchten erfolgt direkt und individuell kabellos mittels der App FLOS Control® powered by Casambi / The control system with the Casambi version of light fixtures is directly and individually regulated wirelessly using the application FLOS Control® by Casambi.

NEW

Spot 90

Light Source: Power LED 8,5W - 610 lm - 2700K/CRI 90 / 8,5W - 656 lm - 3000K/CRI 90



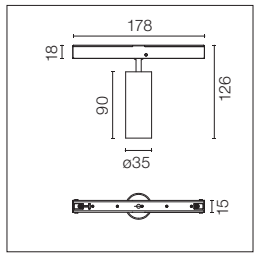

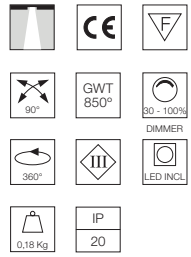

LED-Modul für Akzentbeleuchtung zur Installation in das System Infra-Structure.
Für die kabellose Steuerung der Leuchten sind die integrierten Casambi-Versionen auszuwählen.

Inkludiertes Zubehör (Honeycomb und Blendschutzgitter).

Accent lighting LED module to be installed in The Infra-Structure System.
For wireless lighting control, choose integrated Casambi versions.

Accessories included (honeycomb and screening crosspiece).

2700K
On board dimmer
- 03.8042.40
- 03.8042.05
- 03.8042.14

*Dali Version
- 03.8042.40.DA
- 03.8042.05.DA
- 03.8042.14.DA

*1-10V
- 03.8042.40.1V
- 03.8042.05.1V
- 03.8042.14.1V

**Casambi integrated
- 03.8042.40.CB
- 03.8042.05.CB
- 03.8042.14.CB

14°
SPOT

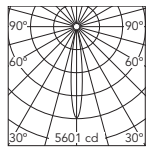

Luminous flux luminaire
428 lm (EXTREME CUT OFF)

Beam Angle: 14°

h(m)	E(lx)	D(m)
1	5601	0.25
2	1400	0.49
3	622	0.74
4	350	0.98
5	224	1.23

3000K
On board dimmer
- 03.8043.40
- 03.8043.05
- 03.8043.14

*Dali Version
- 03.8043.40.DA
- 03.8043.05.DA
- 03.8043.14.DA

*1-10V
- 03.8043.40.1V
- 03.8043.05.1V
- 03.8043.14.1V

**Casambi integrated
- 03.8043.40.CB
- 03.8043.05.CB
- 03.8043.14.CB

14°
SPOT

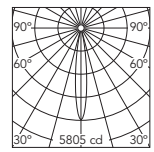

Luminous flux luminaire
443 lm (EXTREME CUT OFF)

Beam Angle: 14°

h(m)	E(lx)	D(m)
1	5805	0.25
2	1451	0.49
3	645	0.74
4	363	0.98
5	232	1.23

2700K
On board dimmer
- 03.8044.40
- 03.8044.05
- 03.8044.14

*Dali Version
- 03.8044.40.DA
- 03.8044.05.DA
- 03.8044.14.DA

*1-10V
- 03.8044.40.1V
- 03.8044.05.1V
- 03.8044.14.1V

**Casambi integrated
- 03.8044.40.CB
- 03.8044.05.CB
- 03.8044.14.CB

22°
MEDIUM

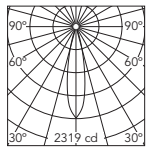

Luminous flux luminaire
392 lm (EXTREME CUT OFF)

Beam Angle: 22°

h(m)	E(lx)	D(m)
1	2319	0.38
2	580	0.77
3	258	1.15
4	145	1.54
5	93	1.92

3000K
On board dimmer
- 03.8045.40
- 03.8045.05
- 03.8045.14

*Dali Version
- 03.8045.40.DA
- 03.8045.05.DA
- 03.8045.14.DA

*1-10V
- 03.8045.40.1V
- 03.8045.05.1V
- 03.8045.14.1V

**Casambi integrated
- 03.8045.40.CB
- 03.8045.05.CB
- 03.8045.14.CB

22°
MEDIUM

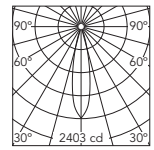

Luminous flux luminaire
406 lm (EXTREME CUT OFF)

Beam Angle: 22°

h(m)	E(lx)	D(m)
1	2403	0.38
2	601	0.77
3	267	1.15
4	150	1.54
5	96	1.92

* Nur mit der Profilversion DALI, 1-10V kompatibel / Only compatible with DALI, 1-10V profile version .

** Die Steuerung bei den Casambi-Leuchten erfolgt direkt und individuell kabellos mittels der App FLOS Control® powered by Casambi / The control system with the Casambi version of light fixtures is directly and individually regulated wirelessly using the application FLOS Control® by Casambi.

Spot 120

Light Source: Power LED 12W - 724 lm - 2700K/CRI 90 / 12W - 779 lm - 3000K/CRI 90



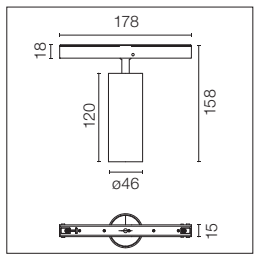

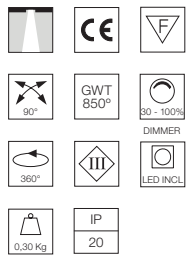

LED-Modul für Akzentbeleuchtung zur Installation in das System Infra-Structure.
Für die kabellose Steuerung der Leuchten sind die integrierten Casambi-Versionen auszuwählen.

Inkludiertes Zubehör (Honeycomb und Blendschutzgitter).

Accent lighting LED module to be installed in The Infra-Structure System.
For wireless lighting control, choose integrated Casambi versions.

Accessories included (honeycomb and screening crosspiece).

2700K

On board dimmer

- 03.8052.40
- 03.8052.05
- 03.8052.14

*Dali Version

- 03.8052.40.DA
- 03.8052.05.DA
- 03.8052.14.DA

*1-10V

- 03.8052.40.1V
- 03.8052.05.1V
- 03.8052.14.1V

**Casambi integrated

- 03.8052.40.CB
- 03.8052.05.CB
- 03.8052.14.CB



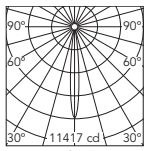

Luminous flux luminaire
539 lm (EXTREME CUT OFF)

Beam Angle: 11°

h(m)	E(lx)	D(m)
1	11417	0.19
2	2854	0.37
3	1269	0.56
4	714	0.75
5	457	0.93

3000K

On board dimmer

- 03.8053.40
- 03.8053.05
- 03.8053.14

*Dali Version

- 03.8053.40.DA
- 03.8053.05.DA
- 03.8053.14.DA

*1-10V

- 03.8053.40.1V
- 03.8053.05.1V
- 03.8053.14.1V

**Casambi integrated

- 03.8053.40.CB
- 03.8053.05.CB
- 03.8053.14.CB



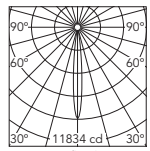

Luminous flux luminaire
558 lm (EXTREME CUT OFF)

Beam Angle: 11°

h(m)	E(lx)	D(m)
1	11834	0.19
2	2958	0.37
3	1315	0.56
4	740	0.75
5	473	0.93

2700K

On board dimmer

- 03.8054.40
- 03.8054.05
- 03.8054.14

*Dali Version

- 03.8054.40.DA
- 03.8054.05.DA
- 03.8054.14.DA

*1-10V

- 03.8054.40.1V
- 03.8054.05.1V
- 03.8054.14.1V

**Casambi integrated

- 03.8054.40.CB
- 03.8054.05.CB
- 03.8054.14.CB



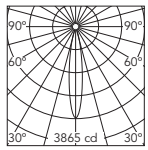

Luminous flux luminaire
487 lm (EXTREME CUT OFF)

Beam Angle: 17°

h(m)	E(lx)	D(m)
1	3865	0.29
2	966	0.59
3	429	0.88
4	242	1.18
5	155	1.47

3000K

On board dimmer

- 03.8055.40
- 03.8055.05
- 03.8055.14

*Dali Version

- 03.8055.40.DA
- 03.8055.05.DA
- 03.8055.14.DA

*1-10V

- 03.8055.40.1V
- 03.8055.05.1V
- 03.8055.14.1V

**Casambi integrated

- 03.8055.40.CB
- 03.8055.05.CB
- 03.8055.14.CB



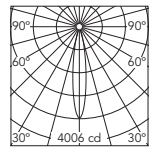

Luminous flux luminaire
505 lm (EXTREME CUT OFF)

Beam Angle: 17°

h(m)	E(lx)	D(m)
1	4006	0.29
2	1001	0.59
3	445	0.88
4	250	1.18
5	160	1.47

* Nur mit der Profilversion DALI, 1-10V kompatibel / Only compatible with DALI, 1-10V profile version .

** Die Steuerung bei den Casambi-Leuchten erfolgt direkt und individuell kabellos mittels der App FLOS Control® powered by Casambi / The control system with the Casambi version of light fixtures is directly and individually regulated wirelessly using the application FLOS Control® by Casambi.

NEW

Spot 120

Light Source: LED Array 12,5W - 1075 lm - 2700K/CRI 90 / 12,5W - 1138 lm - 3000K/CRI 90



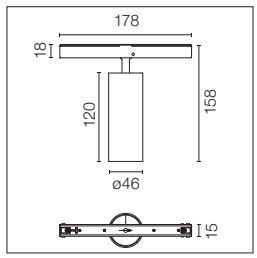

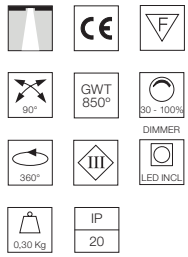

LED-Modul für Akzentbeleuchtung zur Installation in das System Infra-Structure.
Für die kabellose Steuerung der Leuchten sind die integrierten Casambi-Versionen auszuwählen.

Inkludiertes Zubehör (Honeycomb und Blendschutzgitter).

Accent lighting LED module to be installed in The Infra-Structure System.
For wireless lighting control, choose integrated Casambi versions.

Accessories included (honeycomb and screening crosspiece).

2700K
On board dimmer

- 03.8154.40
- 03.8154.05
- 03.8154.14

*Dali Version

- 03.8154.40.DA
- 03.8154.05.DA
- 03.8154.14.DA

*1-10V

- 03.8154.40.1V
- 03.8154.05.1V
- 03.8154.14.1V

**Casambi integrated

- 03.8154.40.CB
- 03.8154.05.CB
- 03.8154.14.CB

17° MEDIUM

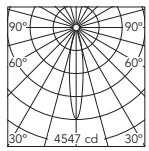

Luminous flux luminaire 654 lm

Beam Angle: 17°

h(m)	E(lx)	D(m)
1	4547	0.31
2	1137	0.61
3	505	0.92
4	284	1.23
5	182	1.53

3000K
On board dimmer

- 03.8155.40
- 03.8155.05
- 03.8155.14

*Dali Version

- 03.8155.40.DA
- 03.8155.05.DA
- 03.8155.14.DA

*1-10V

- 03.8155.40.1V
- 03.8155.05.1V
- 03.8155.14.1V

**Casambi integrated

- 03.8155.40.CB
- 03.8155.05.CB
- 03.8155.14.CB

17° MEDIUM

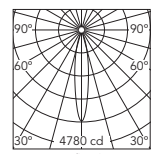

Luminous flux luminaire 687 lm

Beam Angle: 17°

h(m)	E(lx)	D(m)
1	4780	0.31
2	1195	0.61
3	531	0.92
4	299	1.23
5	191	1.53

2700K
On board dimmer

- 03.8156.40
- 03.8156.05
- 03.8156.14

*Dali Version

- 03.8156.40.DA
- 03.8156.05.DA
- 03.8156.14.DA

*1-10V

- 03.8156.40.1V
- 03.8156.05.1V
- 03.8156.14.1V

**Casambi integrated

- 03.8156.40.CB
- 03.8156.05.CB
- 03.8156.14.CB

40° FLOOD

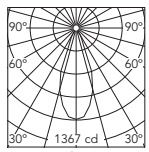

Luminous flux luminaire 599 lm

Beam Angle: 40°

h(m)	E(lx)	D(m)
1	1367	0.73
2	342	1.45
3	152	2.18
4	85	2.91
5	55	3.64

3000K
On board dimmer

- 03.8157.40
- 03.8157.05
- 03.8157.14

*Dali Version

- 03.8157.40.DA
- 03.8157.05.DA
- 03.8157.14.DA

*1-10V

- 03.8157.40.1V
- 03.8157.05.1V
- 03.8157.14.1V

**Casambi integrated

- 03.8157.40.CB
- 03.8157.05.CB
- 03.8157.14.CB

40° FLOOD

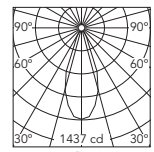

Luminous flux luminaire 629 lm

Beam Angle: 40°

h(m)	E(lx)	D(m)
1	1437	0.73
2	359	1.45
3	160	2.18
4	90	2.91
5	57	3.64

* Nur mit der Profilversion DALI, 1-10V kompatibel / Only compatible with DALI, 1-10V profile version .

** Die Steuerung bei den Casambi-Leuchten erfolgt direkt und individuell kabellos mittels der App FLOS Control® powered by Casambi / The control system with the Casambi version of light fixtures is directly and individually regulated wirelessly using the application FLOS Control® by Casambi.

Spot 150

Light Source: LED Array 22,5W - 2000 lm - 2700K/CRI 90 / 22,5W - 2115 lm - 3000K/CRI 90



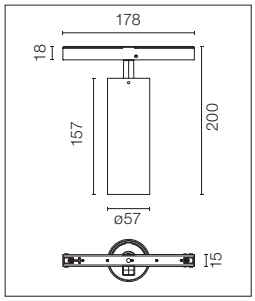

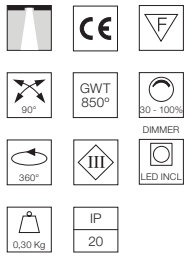

LED-Modul für Akzentbeleuchtung zur Installation in das System Infra-Structure.
Für die kabellose Steuerung der Leuchten sind die integrierten Casambi-Versionen auszuwählen.

Accent lighting LED module to be installed in The Infra-Structure System.
For wireless lighting control, choose integrated Casambi versions.

2700K

On board dimmer

- 03.8072.40
- 03.8072.05
- 03.8072.14

*Dali Version

- 03.8072.40.DA
- 03.8072.05.DA
- 03.8072.14.DA

*1-10V

- 03.8072.40.1V
- 03.8072.05.1V
- 03.8072.14.1V

**Casambi integrated

- 03.8072.40.CB
- 03.8072.05.CB
- 03.8072.14.CB

16° SPOT

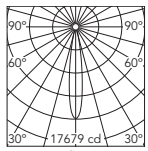

Luminous flux luminaire 1910 lm

Beam Angle: 16°

h(m)	E(lx)	D(m)
1	17679	0.28
2	4420	0.56
3	1964	0.84
4	1105	1.12
5	707	1.40

3000K

On board dimmer

- 03.8073.40
- 03.8073.05
- 03.8073.14

*Dali Version

- 03.8073.40.DA
- 03.8073.05.DA
- 03.8073.14.DA

*1-10V

- 03.8073.40.1V
- 03.8073.05.1V
- 03.8073.14.1V

**Casambi integrated

- 03.8073.40.CB
- 03.8073.05.CB
- 03.8073.14.CB

16° SPOT

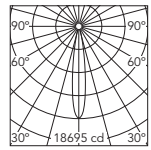

Luminous flux luminaire 2019 lm

Beam Angle: 16°

h(m)	E(lx)	D(m)
1	18695	0.28
2	4674	0.56
3	2077	0.84
4	1168	1.12
5	748	1.40

2700K

On board dimmer

- 03.8074.40
- 03.8074.05
- 03.8074.14

*Dali Version

- 03.8074.40.DA
- 03.8074.05.DA
- 03.8074.14.DA

*1-10V

- 03.8074.40.1V
- 03.8074.05.1V
- 03.8074.14.1V

**Casambi integrated

- 03.8074.40.CB
- 03.8074.05.CB
- 03.8074.14.CB

28° MEDIUM

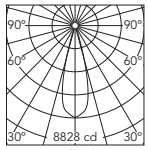

Luminous flux luminaire 1910 lm

Beam Angle: 28°

h(m)	E(lx)	D(m)
1	8828	0.50
2	2207	1.00
3	981	1.50
4	552	2.00
5	353	2.50

3000K

On board dimmer

- 03.8075.40
- 03.8075.05
- 03.8075.14

*Dali Version

- 03.8075.40.DA
- 03.8075.05.DA
- 03.8075.14.DA

*1-10V

- 03.8075.40.1V
- 03.8075.05.1V
- 03.8075.14.1V

**Casambi integrated

- 03.8075.40.CB
- 03.8075.05.CB
- 03.8075.14.CB

28° MEDIUM

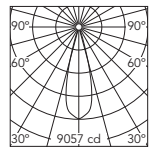

Luminous flux luminaire 1959 lm

Beam Angle: 28°

h(m)	E(lx)	D(m)
1	9057	0.50
2	2264	1.00
3	1006	1.50
4	566	2.00
5	362	2.50

2700K

On board dimmer

- 03.8076.40
- 03.8076.05
- 03.8076.14

*Dali Version

- 03.8076.40.DA
- 03.8076.05.DA
- 03.8076.14.DA

*1-10V

- 03.8076.40.1V
- 03.8076.05.1V
- 03.8076.14.1V

**Casambi integrated

- 03.8076.40.CB
- 03.8076.05.CB
- 03.8076.14.CB

40° FLOOD

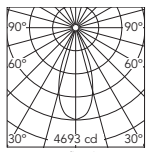

Luminous flux luminaire 1853 lm

Beam Angle: 40°

h(m)	E(lx)	D(m)
1	4693	0.73
2	1173	1.46
3	521	2.18
4	293	2.91
5	188	3.64

3000K

On board dimmer

- 03.8077.40
- 03.8077.05
- 03.8077.14

*Dali Version

- 03.8077.40.DA
- 03.8077.05.DA
- 03.8077.14.DA

*1-10V

- 03.8077.40.1V
- 03.8077.05.1V
- 03.8077.14.1V

**Casambi integrated

- 03.8077.40.CB
- 03.8077.05.CB
- 03.8077.14.CB

40° FLOOD

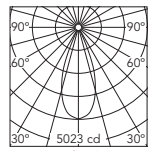

Luminous flux luminaire 1983 lm

Beam Angle: 40°

h(m)	E(lx)	D(m)
1	5023	0.73
2	1256	1.46
3	558	2.18
4	314	2.91
5	201	3.64

* Nur mit der Profilversion DALI, 1-10V kompatibel / Only compatible with DALI, 1-10V profile version .

** Die Steuerung bei den Casambi-Leuchten erfolgt direkt und individuell kabellos mittels der App FLOS Control® powered by Casambi / The control system with the Casambi version of light fixtures is directly and individually regulated wirelessly using the application FLOS Control® by Casambi.

NEW

Suspension Panel 600

Light Source: Top LED 40W - 3195 lm - 2700K/CRI 90 / 40W - 3381 lm - 3000K/ CRI 90



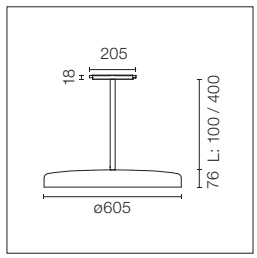

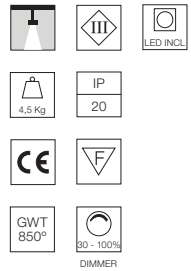

Hängeleuchte an fester Strebe zum Einbau in das Infra-Structure System.
Für die kabellose Steuerung der Leuchten sind die integrierten Casambi-Versionen auszuwählen.

E= Außenfarbe
I= Innenfarbe

Suspended luminaire with rigid rod, to be installed in the Infra-Structure system.
For wireless lighting control, choose integrated Casambi versions.

E= External Finish
I= Internal Finish

2700K

L: 100 mm

E I On board dimmer
03.8140.40

E I *Dali Version
03.8140.40.DA

E I *1-10V
03.8140.40.1V

E I **Casambi integrated
03.8140.40.CB

L: 400 mm

E I On board dimmer
03.8141.40

E I *Dali Version
03.8141.40.DA

E I *1-10V
03.8141.40.1V

E I **Casambi integrated
03.8141.40.CB

113°

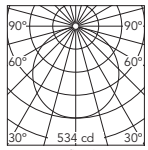

Luminous flux luminaire
1529 lm

Beam Angle: 113°

h(m)	E(lx)	D(m)
1	534	3.02
2	134	6.04
3	59	9.06
4	33	12.08
5	21	15.10

3000K

L: 100 mm

E I On board dimmer
03.8142.40

E I *Dali Version
03.8142.40.DA

E I *1-10V
03.8142.40.1V

E I **Casambi integrated
03.8142.40.CB

L: 400 mm

E I On board dimmer
03.8143.40

E I *Dali Version
03.8143.40.DA

E I *1-10V
03.8143.40.1V

E I **Casambi integrated
03.8143.40.CB

113°

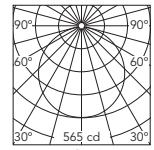

Luminous flux luminaire
1618 lm

Beam Angle: 113°

h(m)	E(lx)	D(m)
1	565	3.02
2	141	6.04
3	63	9.06
4	35	12.08
5	23	15.10

2700K

L: 100 mm

E I On board dimmer
03.8140.14

E I *Dali Version
03.8140.14.DA

E I *1-10V
03.8140.14.1V

E I **Casambi integrated
03.8140.14.CB

L: 400 mm

E I On board dimmer
03.8141.14

E I *Dali Version
03.8141.14.DA

E I *1-10V
03.8141.14.1V

E I **Casambi integrated
03.8141.14.CB

114°

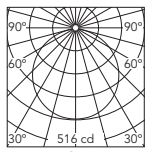

Luminous flux luminaire
1486 lm

Beam Angle: 114°

h(m)	E(lx)	D(m)
1	516	3.06
2	129	6.11
3	57	9.17
4	32	12.22
5	21	15.28

3000K

L: 100 mm

E I On board dimmer
03.8142.14

E I *Dali Version
03.8142.14.DA

E I *1-10V
03.8142.14.1V

E I **Casambi integrated
03.8142.14.CB

L: 400 mm

E I On board dimmer
03.8143.14

E I *Dali Version
03.8143.14.DA

E I *1-10V
03.8143.14.1V

E I **Casambi integrated
03.8143.14.CB

114°

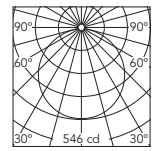

Luminous flux luminaire
1573 lm

Beam Angle: 114°

h(m)	E(lx)	D(m)
1	546	3.06
2	137	6.11
3	61	9.17
4	34	12.22
5	22	15.28

* Nur mit der Profilversion DALI, 1-10V kompatibel / Only compatible with DALI, 1-10V profile version .

** Die Steuerung bei den Casambi-Leuchten erfolgt direkt und individuell kabellos mittels der App FLOS Control® powered by Casambi / The control system with the Casambi version of light fixtures is directly and individually regulated wirelessly using the application FLOS Control® by Casambi.

Suspension Glass Downlight 110

Light Source: LED Array 13,5W - 1296 lm - 2700K/CRI 90 / 13,5W - 1371 lm - 3000K/CRI 90



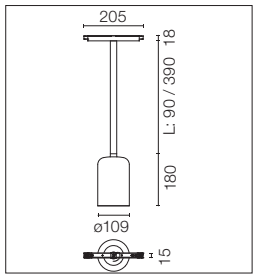

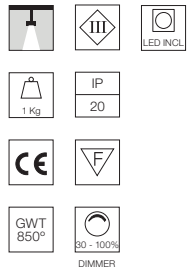

Hängeleuchte an fester Strebe aus geblasenem Glas in verschieden Farben zum Einbau in das Infra-Structure System.
Für die kabellose Steuerung der Leuchten sind die integrierten Casambi-Versionen auszuwählen.

Suspended luminaire with rigid rod and blown glass in several finishes to be installed in the Infra-Structure system.
For wireless lighting control, choose integrated Casambi versions.

2700K

Black Rod
L: 100 mm
On board dimmer
- 03.8130.00
- 03.8130.FU
- 03.8130.RC

*Dali Version
- 03.8130.00.DA
- 03.8130.FU.DA
- 03.8130.RC.DA

*1-10V
- 03.8130.00.1V
- 03.8130.FU.1V
- 03.8130.RC.1V

**Casambi integrated
- 03.8130.00.CB
- 03.8130.FU.CB
- 03.8130.RC.CB

Black Rod
L: 400 mm
On board dimmer
- 03.8131.00
- 03.8131.FU
- 03.8131.RC

*Dali Version
- 03.8131.00.DA
- 03.8131.FU.DA
- 03.8131.RC.DA

*1-10V
- 03.8131.00.1V
- 03.8131.FU.1V
- 03.8131.RC.1V

**Casambi integrated
- 03.8131.00.CB
- 03.8131.FU.CB
- 03.8131.RC.CB

White Rod
L: 100 mm
On board dimmer
- 03.8135.00
- 03.8135.FU
- 03.8135.RC

*Dali Version
- 03.8135.00.DA
- 03.8135.FU.DA
- 03.8135.RC.DA

*1-10V
- 03.8135.00.1V
- 03.8135.FU.1V
- 03.8135.RC.1V

**Casambi integrated
- 03.8135.00.CB
- 03.8135.FU.CB
- 03.8135.RC.CB

82° .00

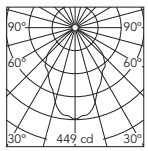

Luminous flux luminaire 706 lm

Beam Angle:	82°
h(m)	E(lx)	D(m)
1	449	1.74
2	112	3.48
3	50	5.22
4	28	6.96
5	18	8.71

47° .FU

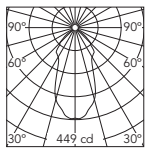

Luminous flux luminaire 483 lm

Beam Angle:	47°
h(m)	E(lx)	D(m)
1	449	0.86
2	112	1.72
3	50	2.58
4	28	3.45
5	18	4.31

42° .RC

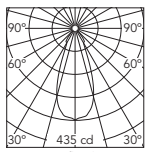

Luminous flux luminaire 292 lm

Beam Angle:	42°
h(m)	E(lx)	D(m)
1	435	0.76
2	109	1.52
3	48	2.28
4	27	3.04
5	17	3.80

3000K

Black Rod
L: 100 mm
On board dimmer
- 03.8132.00
- 03.8132.FU
- 03.8132.RC

*Dali Version
- 03.8132.00.DA
- 03.8132.FU.DA
- 03.8132.RC.DA

*1-10V
- 03.8132.00.1V
- 03.8132.FU.1V
- 03.8132.RC.1V

**Casambi integrated
- 03.8132.00.CB
- 03.8132.FU.CB
- 03.8132.RC.CB

Black Rod
L: 400 mm
On board dimmer
- 03.8133.00
- 03.8133.FU
- 03.8133.RC

*Dali Version
- 03.8133.00.DA
- 03.8133.FU.DA
- 03.8133.RC.DA

*1-10V
- 03.8133.00.1V
- 03.8133.FU.1V
- 03.8133.RC.1V

**Casambi integrated
- 03.8133.00.CB
- 03.8133.FU.CB
- 03.8133.RC.CB

White Rod
L: 100 mm
On board dimmer
- 03.8137.00
- 03.8137.FU
- 03.8137.RC

*Dali Version
- 03.8137.00.DA
- 03.8137.FU.DA
- 03.8137.RC.DA

*1-10V
- 03.8137.00.1V
- 03.8137.FU.1V
- 03.8137.RC.1V

**Casambi integrated
- 03.8137.00.CB
- 03.8137.FU.CB
- 03.8137.RC.CB

82° .00

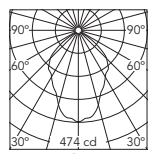

Luminous flux luminaire 746 lm

Beam Angle:	82°
h(m)	E(lx)	D(m)
1	474	1.74
2	119	3.48
3	53	5.22
4	30	6.96
5	19	8.71

47° .FU

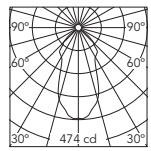

Luminous flux luminaire 510 lm

Beam Angle:	47°
h(m)	E(lx)	D(m)
1	474	0.86
2	119	1.72
3	53	2.58
4	30	3.45
5	19	4.31

42° .RC

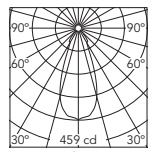

Luminous flux luminaire 309 lm

Beam Angle:	42°
h(m)	E(lx)	D(m)
1	459	0.76
2	115	1.52
3	51	2.28
4	29	3.04
5	18	3.80

00 Transparentes Glas
00 Transparent Glass

FU Rauchglas
FU Smoked Glass

RC Rotes Glas
RC Red Glass

* Nur mit der Profilversion DALI, 1-10V kompatibel / Only compatible with DALI, 1-10V profile version .

** Die Steuerung bei den Casambi-Leuchten erfolgt direkt und individuell kabellos mittels der App FLOS Control® powered by Casambi / The control system with the Casambi version of light fixtures is directly and individually regulated wirelessly using the application FLOS Control® by Casambi.

NEW

White Rod
L: 400 mm
On board dimmer
- 03.8136.00
- 03.8136.FU
- 03.8136.RC

*Dali Version
- 03.8136.00.DA
- 03.8136.FU.DA
- 03.8136.RC.DA

*1-10V
- 03.8136.00.1V
- 03.8136.FU.1V
- 03.8136.RC.1V

**Casambi integrated
- 03.8136.00.CB
- 03.8136.FU.CB
- 03.8136.RC.CB

White Rod
L: 400 mm
On board dimmer
- 03.8138.00
- 03.8138.FU
- 03.8138.RC

*Dali Version
- 03.8138.00.DA
- 03.8138.FU.DA
- 03.8138.RC.DA

*1-10V
- 03.8138.00.1V
- 03.8138.FU.1V
- 03.8138.RC.1V

**Casambi integrated
- 03.8138.00.CB
- 03.8138.FU.CB
- 03.8138.RC.CB

Zubehör / Accessories

Spot 150

Querabschirmung, Linsen und Honeycomb können ohne Befestigungszubehör direkt in den Leuchtenkopf eingesetzt werden. Honeycomb + Linse können gleichzeitig verwendet werden.

Screening crosspiece, lenses and honeycomb directly installable on the head of the luminaire without needing any fastening accessory. Installation compatible with honeycomb + lense at the same time.

Querabschirmung.	Screening crosspiece.		08.8429.00
Elliptische linse.	Elliptical lens.		08.8431.00
Floodlinse.	Flood lens.		08.8432.00
Honeycomb.	Honeycomb.		08.8428.00
Konische abschirmung.	Snoot shielding cone.		08.0526.00

Treiber / Drivers

LED-Netzteil für Ferninstallation 48V/320W. 100/240 Vac.	LED power supply source for remote installation, 48V/320W. 100/240 Vac.		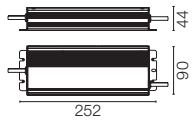 ***60.8919
LED-Netzteil für Ferninstallation 48V/185W. 100/240 Vac.	LED power supply source for remote installation, 48V/185W. 100/240 Vac.		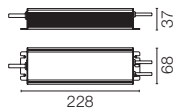 ***60.9024
LED-Netzteil für Ferninstallation 48V/120W. 220/240 Vac.	LED power supply source for remote installation, 48V/120W. 220/240 Vac.		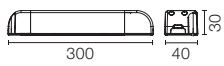 ***60.9170
Dimmbarer Steuerkasten 1-10V, 48V. Für Ferninstallation. Notwendig, um passive 1-10V Steuerungssysteme in aktive zu verwandeln.	Dimmable control box 1-10V, 48V. For remote installation. Necessary to transform passive 1-10V control systems into active ones.		■ 08.0613.14A

*** Bei der Dimensionierung der Anlage ist eine Sicherheitsspanne von 15 % der maximalen Leistung der LED-Stromversorgung einzuhalten / For the sizing of the installation keep a safety margin of 15% of the maximum power of the LED power source.

NEW

INFRA-STRUCTURE Episode 2

DESIGNED BY VINCENT VAN DUYSEN

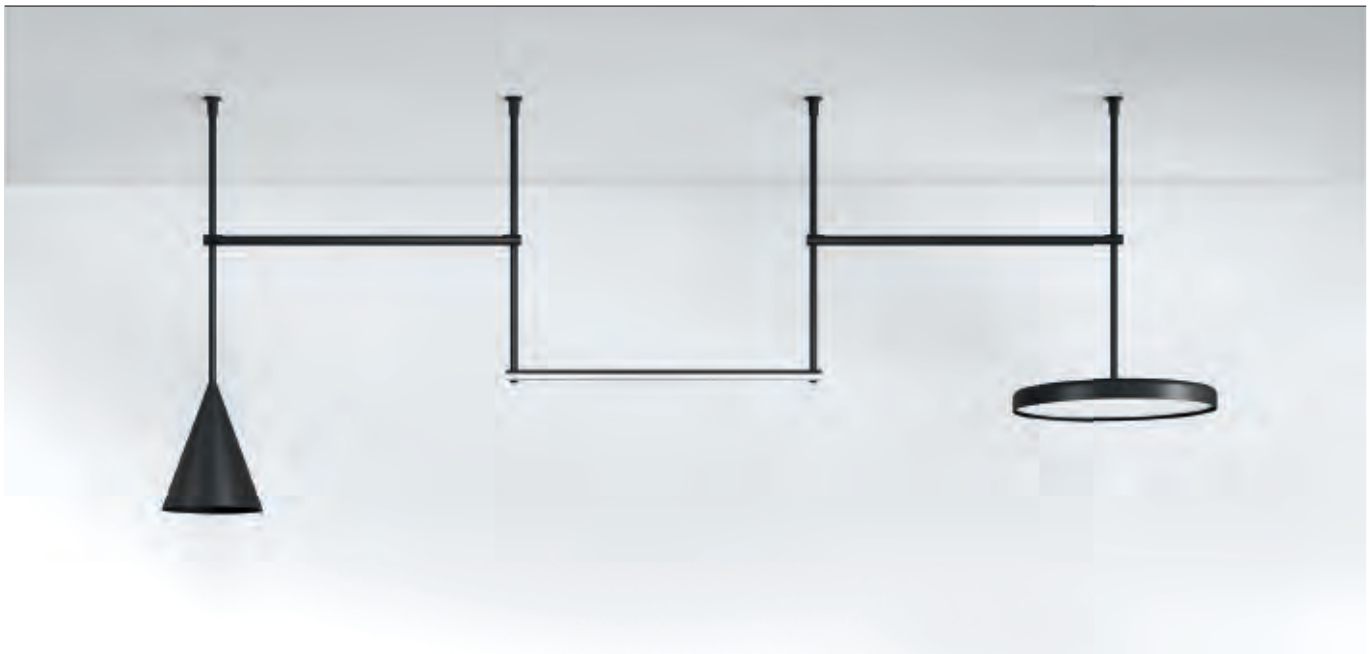



Profiles ☐ 40 Weiss / 40 White ■ 14 Schwarz / 14 Black

LIGHT MODULES

LIGHT TUBE DIRECT-INDIRECT



LIGHT SOURCE
TOP LED
24W/m
1978 lm/m
2700K/CRI 90
2227 lm/m
3000K/CRI 90

SUSPENSION CONE 300



LIGHT SOURCE
TOP LED
30W
2800 lm
2700K/CRI 90
3000 lm
3000K/CRI 90

SUSPENSION CONE 400



LIGHT SOURCE
TOP LED
41W
3750 lm
2700K/CRI 90
4000 lm
3000K/CRI 90

SUSPENSION PANEL 600



LIGHT SOURCE
TOP LED
40W
3195 lm
2700K/CRI 90
3381 lm
3000K/CRI 90

LIGHT TUBE COVERED



LIGHT SOURCE
TOP LED
24W/m
1978 lm/m
2700K/CRI 90
2227 lm/m
3000K/CRI 90

NEW

Produktbeschreibung
Die Neuinterpretation einer Ikone: Das einzigartige Design von Infra-Structure entwickelt sich dank einer neuen, extrem vereinfachten modularen Bauweise weiter. Die minimalistischen, jedoch visuell beeindruckenden Elemente können kombiniert werden, um jeden architektonischen Raum mit einer starken Bühnenpräsenz zu kennzeichnen.
Einfache, unglaublich vielseitige Rohrstruktur. Dank eines besonderen Anschlusssystems ist es möglich, vertikale und horizontale Elemente zu kombinieren, um dreidimensionale Kombinationen mit unbegrenzten Variationen mit linearen und geometrischen Modulen zu schaffen.
Die mechanische Verbindung zwischen den einzelnen Modulen, aus denen die Struktur besteht, erfolgt mittels Schrauben, die eine schnelle und sichere Installation gewährleisten. Jedes Modul wird mithilfe zwei kleinen, nahezu unsichtbaren Gewindestiftes eingerastet, sobald die Installation abgeschlossen ist.
Die elektrischen Verbindungen der Beleuchtungsmodule sind extrem einfach vorzunehmen. Jedes Leuchtelement wird mit einem 4 meter langen Stromkabel mit einer Mikro-Ausgangsbuchse vervollständigt. Das Kabel verläuft durch all die verschiedenen Abschnitte der vertikalen Struktur und wird dort an das zentrale Netz in der Decke angeschlossen.
Die Strukturelemente werden rohrförmig aus extrudiertem Aluminium in schwarzer oder weißer Farbe hergestellt und mit 48 V versorgt.
Systemgesteuert (DALI, 1-10V, FLOS Control®) durch Fernspeisung mit Broadcast-Steuerung (alle zusammen) oder separater Steuerung mit einem Treiber für jedes Lichtmodul.
Die Produktgruppe der Leuchten besteht aus allgemeinen Beleuchtungseinheiten in unterschiedlicher Optik und Umgebungsbeleuchtungsanlagen mit direktem und indirektem Licht.

Konfiguration
Die extreme Schlichtheit der Elemente und die Geschwindigkeit, mit der diese kombiniert werden können, erlauben es, der Kreativität des Projekts freien Lauf zu lassen und unzählige Kombinationen zu erzielen. Wie in einem dreidimensionalen Netz ist es ausreichend, die vertikalen Achsen der Struktur zu definieren und diese dann visuell (und elektrisch) mit Lichtmodulen, die frei im 360°-Winkel rotieren können, zu verbinden, um eine unglaubliche Flexibilität der Installation zu gewährleisten.

Steuerung
- Die Leuchten sind mit den Systemen DALI, 1-10V und Casambi kompatibel.
- Für die 1-10V Regelung muss das Steuerungssystem aktiv und der Datenbus direkt an die Steuerung angeschlossen sein. Falls eine individuelle Steuerung gewünscht ist, ist ein dimmbarer Treiber für jede Beleuchtungseinheit oder Gruppe erforderlich.
- Für die Steuerung des Casambi-Systems muss eine Casambi-Schnittstelle bestellt werden und mit einem DALI- oder 1-10V-Treiber verbunden werden. Für Mobilgeräte ist die App FLOS Control® powered by Casambi erforderlich (erhältlich im Apple Store und auf Google Play).

Optisches System
- Light Tube Direct / Light Tube Indirect / Light Tube Covered / Suspension Panel 600: Direkte Allgemeinbeleuchtung.
- Light Tube Indirect: Indirekte Allgemeinbeleuchtung.
- Suspension Cone 300 / Suspension Cone 400: Direkte Allgemeinbeleuchtung Flood.

Einspeisung
Fern-Netzteil 48V nicht enthalten.

Zusatzinformationen
Schutzgrad IP20.
Auf normal entflammbaren Oberflächen einsetzbar.

Qualitätszeichen
Das Gerät entspricht der europäischen technischen Norm EN60598-1 und den entsprechenden Zusatzregelungen.

Description
The reinterpretation of an icon: the unique design of Infra-Structure evolves thanks to a new, extremely simplified modular concept. The subtle but visually stunning elements can be combined to characterize any architectural space with a strong stage presence. Subtle, incredibly versatile tubular structure. Thanks to a special connection system, it is possible to combine vertical and horizontal elements to create three-dimensional combinations in infinite variations using linear and geometric modules.
The mechanical connection between the individual modules that make up the structure is made through a screw system that guarantees a fast and safe installation. Each module is locked in place by integrating two small, almost invisible grub screws once the installation is complete.
The electrical connections of the lighting modules are extremely simple to make. Each lighting element is completed by a long 4 m electrical cable equipped with an output micro connector. The cable runs through all the different sections of the vertical structure and is then connected to the grid in the ceiling.
All structural components are made of extruded aluminium tubular profiles painted black or white with 48V feeding.
The system can be controlled as a group (DALI, 1-10V, FLOS Control®) through remote power supply units with broadcast control or individual control by means of one single driver for each lighting module.
The family is made of lighting modules for general lighting featuring different optics and linear lighting modules providing diffused direct or indirect emission.

Configuration
The extreme simplicity of the elements and the speed with which they can be combined allows to free up the creativity of the project and to achieve innumerable combinations. As in a three-dimensional network, simply define the vertical axes of the structure and then connect them visually (and electrically) with lighting modules that can freely rotate 360°. An incredible installation flexibility is guaranteed.

Control
- Lighting modules are compatible with DALI, 1-10V and Casambi.
- For 1-10V management, the control system must be active, and the data bus must be connected directly to the controller. In case of individual control one dimmable driver for each lighting unit or group is required.
- To manage the Casambi system a Casambi interface module must be ordered and connected to a DALIor 1-10V driver. To manage the system it is necessary to download the FLOS Control® powered by Casambi app (available on Apple Store and Google Play).

Optic system
- Light Tube Direct / Light Tube Indirect / Light Tube Covered / Suspension Panel 600: diffused lighting direct.
- Light Tube Indirect: diffused lighting indirect.
- Suspension Cone 300 / Suspension Cone 400: direct Flood lighting.

Power Supply
Remote 48V power supply not included.

Additional Information
IP20 protection grade.
Suitable for installation on normally inflammable surfaces.

Compliance of Standards and Quality Marks
EN60598-1 European Technical Standards and any subsequent additions.

FLOS
CONTROL BY CASAMBI

Available on the App Store

GET IT ON Google Play

SURFACE INSTALLATION

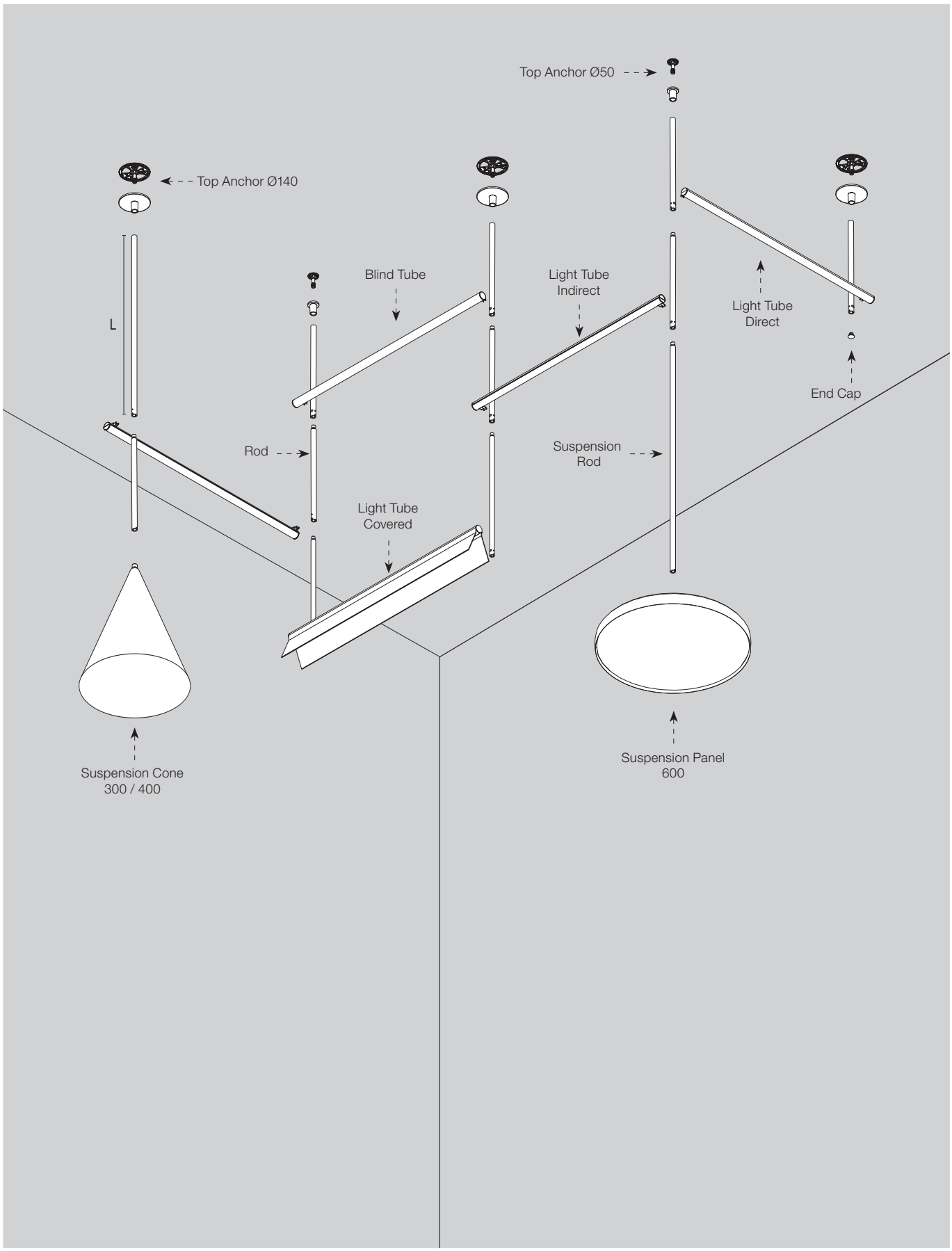

NEW

Top-Anker Ø140.
Für Installationen, bei denen die Stromversorgungseinheit hinter der Zwischendecke versteckt werden muss und kein Zugriff von einer anderen Stelle möglich ist. Die 140 mm große Blende verdeckt das notwendige Loch für die Einheit.

Top Anchor Ø140.
For installation where the power supply is to be hidden within a drop ceiling and there is no other access. The 140-mm cover conceals the hole needed to install the device.



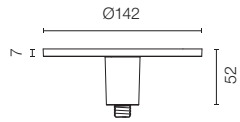

06.5421.40
06.5421.14

Top-Anker Ø50.
Für Installationen, bei denen die Stromversorgungseinheit entfernt in der Installationsbox installiert werden muss oder ein Zugriff von einer anderen Stelle möglich ist. Die 50 mm große Blende verdeckt das Kabel und verhindert den Zugriff auf die Stromversorgungseinheit.

Top Anchor Ø50.
For installations where the power supply equipment must be installed remotely in an installation box or there is access to it from another point. The 50-mm cover conceals the cable and prevents access to the power supply.



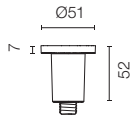

06.5420.40
06.5420.14

Endkappe.

End cap.



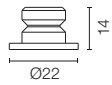

06.5430.40
06.5430.14

Stangen in verschiedenen Größen für den Anschluss von direkten und indirekten linearen Lichtmodulen. Es ist möglich, mehrere Elemente gleichzeitig mittels Befestigungselementen und integrierter mechanischer Sicherheitsverriegelung zu verbinden.

Rod available in different lengths for connection of direct and indirect linear lighting modules. Various elements may be connected simultaneously by means of attachment elements along with a mechanically integrated safety device.



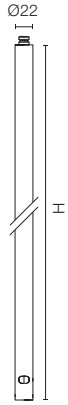

H: 100 mm
06.5400.40
06.5400.14
H: 200 mm
06.5401.40
06.5401.14
H: 400 mm
06.5402.40
06.5402.14
H: 600 mm
06.5403.40
06.5403.14
H: 800 mm
06.5404.40
06.5404.14
H: 1000 mm
06.5405.40
06.5405.14

Stangen in verschiedenen Größen für den Anschluss der Module "Suspension Panel" und "Suspension Cone" und für Erweiterungen ohne Verbindung zur Leuchte.

Rod available in different lengths for connection of "Suspension Panel" and "Suspension Cone" modules and for extensions without connection to a light fixture.



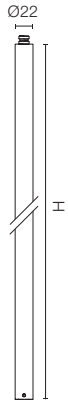

H: 100 mm
06.5410.40
06.5410.14
H: 200 mm
06.5411.40
06.5411.14
H: 400 mm
06.5412.40
06.5412.14
H: 600 mm
06.5413.40
06.5413.14
H: 800 mm
06.5414.40
06.5414.14
H: 1000 mm
06.5415.40
06.5415.14

Blindrohr.

Mechanisches Modul (ohne Beleuchtung) zum installieren in dem System Infra-Struktur Episode 2.

Blind tube.

A mechanical module (without lighting) to be installed in the system infrastructure Episode 2.



L: 900 mm
03.8430.40
03.8430.14
L: 1200 mm
03.8431.40
03.8431.14
L: 1500 mm
03.8432.40
03.8432.14

INFRA-STRUCTURE Episode 2 – FAQ

• Ist Infra-Structure Episode 2 ein System auf Schienen wie Infra-Structure?
Nein. Infra-Structure Episode 2 ist ein modulares System, hat jedoch keine Schienen.

• Is Infra-Structure Episode 2 a system on tracks like Infra-Structure?
No. Infra-Structure Episode 2 is a modular system, but it doesn't have tracks.

• Wie werden die vertikalen Stangen miteinander verbunden?
Die einzelnen Module der vertikalen Struktur werden mit einem Schraubensystem verbunden, das eine schnelle und sichere Installation gewährleistet. Jedes Modul wird mit Hilfe einer kleinen Stellschrauben arretiert, die nach Abschluss der Installation praktisch unsichtbar ist.

• How are the vertical rods connected together?
The individual modules composing the vertical structure are connected using a system of screws that guarantee quick, safe installation. Each module is fixed in place with the help of small set screws that is practically invisible once installation is complete.

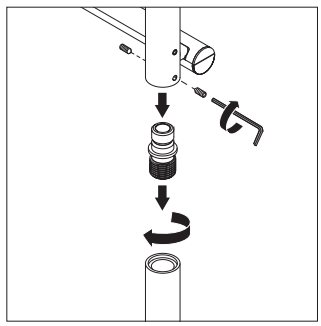

• Sind nichtlineare Zusammensetzungen möglich?
Ja. Maximale Flexibilität wird durch die mechanische Verbindung zwischen den vertikalen Stangen gewährleistet, die auf den gewünschten Winkel eingestellt werden können.

• Is it possible to obtain non-linear compositions?
Yes. Maximum flexibility is provided for with the mechanical connection between the vertical rods, which can be adjusted to the desired angle.

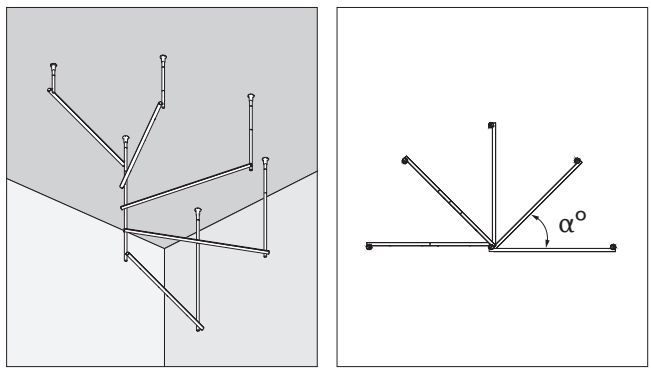

• Wie viele Leuchten kann ich mit derselben vertikalen Stange versorgen?
Stromkabel für drei Leuchten können durch jede vertikale Stange geführt werden.

• How many luminaires can I power using the same vertical rod?
Power cables for three luminaires may be fed through each vertical rod.

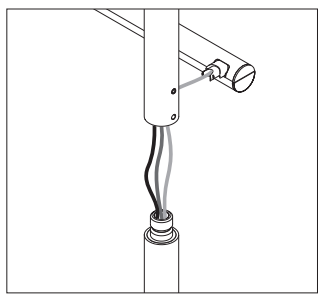

• Kann das Licht der Leuchten gedämpft werden?
Ja. Mit dem im Geräteabschnitt aufgeführten Steuermodul kann die Lichtmenge über DALI, 1-10 V und Casambi geregelt werden.

• Can the light from the luminaires be dimmed?
Yes. With the control module listed in the equipment section, the amount of light can be regulated via DALI ,1-10V and Casambi.

• Was ist die maximale Aufhängungslänge?
Die mit der Lampe gelieferten Kabel haben eine maximale Länge von 4 Metern.

• What is the maximum suspension length?
The cables supplied with the lamp have a maximum length of 4 metres.

•Kann das Produkt mit dem in der abgehängten Decke versteckten Netzteil installiert werden?
Das System kann nur mit einem versteckten Netzteil installiert werden. Es ist mit einer 140-mm-Rosette ausgestattet, damit der Strom durchfließen kann und das Loch verdeckt wird.

• Can it be installed with the power supply hidden in the drop ceiling?
The system can only be installed with a hidden power supply. It is equipped with a 140-mm rose for the power to pass through and to hide the hole.

NEW

Light Tube Direct

Light Source: Top LED 24W/m - 1978 lm/m - 2700K/CRI 90 / 24W/m - 2227 lm/m - 3000K/CRI 90



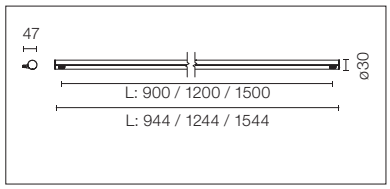

IP 20

DIMMER

LED INCL.

LED-Beleuchtungsmodul mit diffusem Licht für die Installation in Infra-Structure Episode 2.
Befestigungselemente und mechanische Sicherheitsverriegelung für die transversale Installation zwischen zwei Stangen.
Die Light Tubes werden nur an einem der Enden mit Strom versorgt und leiten keinen Strom über das andere Ende.
Jedes Leuchtelement wird mit einem 4 meter langen Stromkabel mit einer Mikro-Ausgangsbuchse vervollständigt.

Diffused LED light module to be installed in the Infra-Structure Episode 2.
Safety fixing and locking mechanical elements integrated for a transversal installation between two rods of the profile.
The Light Tubes are only fed by one of the ends and do not communicate current through the other end.
Each lighting element is completed by a long 4m electrical cable equipped with an output microconnector.

2700K
L: 900 mm - 22W - 1820 lm
03.8400.40
03.8400.14

150°

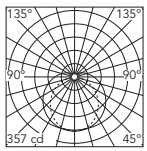

Luminous flux luminaire 1456 lm

Beam Angle: 150°

h(m)	E(lx)	D(m)
1	357	7.49
2	89	14.98
3	40	22.47
4	22	29.96
5	14	37.45

3000K
L: 900 mm - 22W - 2048 lm
03.8403.40
03.8403.14

150°

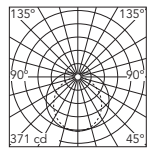

Luminous flux luminaire 1515 lm

Beam Angle: 150°

h(m)	E(lx)	D(m)
1	371	7.49
2	93	14.98
3	41	22.47
4	23	29.96
5	15	37.45

2700K
L: 1200 mm - 29W - 2366 lm
03.8401.40
03.8401.14

150°

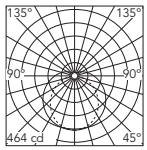

Luminous flux luminaire 1892 lm

Beam Angle: 150°

h(m)	E(lx)	D(m)
1	464	7.49
2	116	14.98
3	52	22.47
4	29	29.96
5	19	37.45

3000K
L: 1200 mm - 29W - 2663 lm
03.8404.40
03.8404.14

150°

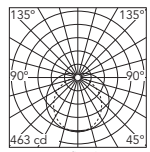

Luminous flux luminaire 1890 lm

Beam Angle: 150°

h(m)	E(lx)	D(m)
1	463	7.49
2	116	14.98
3	51	22.47
4	29	29.96
5	19	37.45

2700K
L: 1500 mm - 35,5W - 2912 lm
03.8402.40
03.8402.14

150°

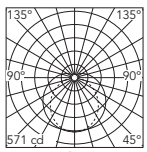

Luminous flux luminaire 2329 lm

Beam Angle: 150°

h(m)	E(lx)	D(m)
1	571	7.49
2	143	14.98
3	63	22.47
4	36	29.96
5	23	37.45

3000K
L: 1500 mm - 35,5W - 3278 lm
03.8405.40
03.8405.14

150°

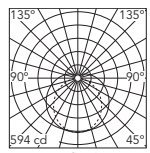

Luminous flux luminaire 2423 lm

Beam Angle: 150°

h(m)	E(lx)	D(m)
1	594	7.49
2	149	14.98
3	66	22.47
4	37	29.96
5	24	37.45

Light Tube Indirect

Light Source: Top LED 24W/m - 1978 lm/m - 2700K/CRI 90 / 24W/m - 2227 lm/m - 3000K/CRI 90



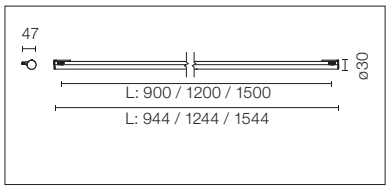

LED-Beleuchtungsmodul mit indirektem diffusem Licht für die Installation in Infra-Structure Episode 2.
Befestigungselemente und mechanische Sicherheitsverriegelung für die transversale Installation zwischen zwei Stangen.
Die Light Tubes werden nur an einem der Enden mit Strom versorgt und leiten keinen Strom über das andere Ende.
Jedes Leuchtelement wird mit einem 4 meter langen Stromkabel mit einer Mikro-Ausgangsbuchse vervollständigt.

Diffused indirect LED light module to be installed in the Infra-Structure Episode 2.
Safety fixing and locking mechanical elements integrated for a transversal installation between two rods of the profile.
The Light Tubes are only fed by one of the ends and do not communicate current through the other end.
Each lighting element is completed by a long 4m electrical cable equipped with an output microconnector.

IP 20 · DIMMER · LED INCL

2700K
L: 900 mm - 20W - 1820 lm
03.8410.40
03.8410.14



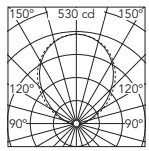

Luminous flux luminaire 1239 lm

Beam Angle: 93°

h(m)	E(lx)	D(m)
1	530	2.12
2	133	4.25
3	59	6.37
4	33	8.50
5	21	10.62

3000K
L: 900 mm - 20W - 2048 lm
03.8413.40
03.8413.14



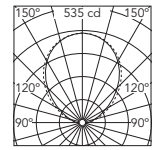

Luminous flux luminaire 1249 lm

Beam Angle: 93°

h(m)	E(lx)	D(m)
1	535	2.12
2	134	4.25
3	59	6.37
4	33	8.50
5	21	10.62

2700K
L: 1200 mm - 25,5W - 2366 lm
03.8411.40
03.8411.14



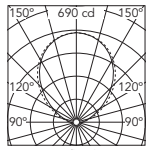

Luminous flux luminaire 1612 lm

Beam Angle: 93°

h(m)	E(lx)	D(m)
1	690	2.12
2	173	4.25
3	77	6.37
4	43	8.50
5	28	10.62

3000K
L: 1200 mm - 25,5W - 2663 lm
03.8414.40
03.8414.14



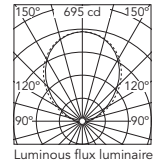

Luminous flux luminaire 1624 lm

Beam Angle: 93°

h(m)	E(lx)	D(m)
1	695	2.12
2	174	4.25
3	77	6.37
4	43	8.50
5	28	10.62

2700K
L: 1500 mm - 32,5W - 2912 lm
03.8412.40
03.8412.14



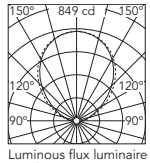

Luminous flux luminaire 1984 lm

Beam Angle: 93°

h(m)	E(lx)	D(m)
1	849	2.12
2	212	4.25
3	94	6.37
4	53	8.50
5	34	10.62

3000K
L: 1500 mm - 32,5W - 3278 lm
03.8415.40
03.8415.14



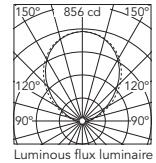

Luminous flux luminaire 1999 lm

Beam Angle: 93°

h(m)	E(lx)	D(m)
1	856	2.12
2	214	4.25
3	95	6.37
4	53	8.50
5	34	10.62

Suspension Cone 300

Light Source: Top LED 30W - 2800 lm - 2700K/CRI 90 / 30W - 3000 lm - 3000K/CRI 90



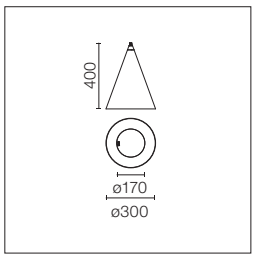

LED INCL · 2 Kg · IP 20 · GWT 850° · DIMMER

Pendelleuchte mit integriertem Befestigungssystem für die Installation in Infra-Structure Episode 2.
Jedes Leuchtelement wird mit einem 4 meter langen Stromkabel mit einer Mikro-Ausgangsbuchse vervollständigt.

Suspended luminaire with locking system integrated, to be installed in the Infra-Structure Episode 2 system.
Each lighting element is completed by a long 4m electrical cable equipped with an output microconnector.

2700K
03.8440.40
03.8440.14



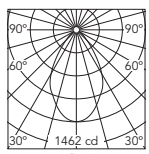

Luminous flux luminaire 1824 lm

@White (40)

Beam Angle: 65°

h(m)	E(lx)	D(m)
1	1462	1.27
2	365	2.53
3	162	3.80
4	91	5.06
5	58	6.33

3000K
03.8442.40
03.8442.14



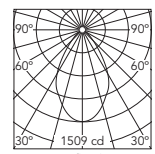

Luminous flux luminaire 1883 lm

@White (40)

Beam Angle: 65°

h(m)	E(lx)	D(m)
1	1509	1.27
2	377	2.53
3	168	3.80
4	94	5.06
5	60	6.33

NEW

Suspension Cone 400

Light Source: Top LED 41W - 3750 lm - 2700K/CRI 90 / 41W - 4000 lm - 3000K/CRI 90



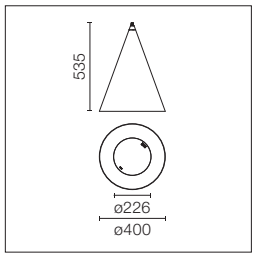

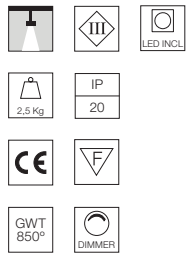

Pendelleuchte mit integriertem Befestigungssystem für die Installation in Infra-Structure Episode 2.
Jedes Leuchtelement wird mit einem 4 meter langen Stromkabel mit einer Mikro-Ausgangsbuchse vervollständigt.

Suspended luminaire with locking system integrated, to be installed in the Infra-Structure Episode 2 system.
Each lighting element is completed by a long 4m electrical cable equipped with an output microconnector.

2700K
03.8441.40
03.8441.14



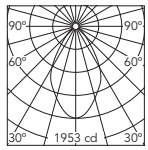

Luminous flux luminaire
2270 lm

@White (40)

Beam Angle: 63°

h(m)	E(lx)	D(m)
1	1953	1.22
2	488	2.43
3	217	3.65
4	122	4.86
5	78	6.08

3000K
03.8443.40
03.8443.14



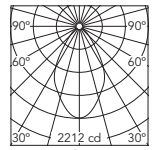

Luminous flux luminaire
2571 lm

@White (40)

Beam Angle: 63°

h(m)	E(lx)	D(m)
1	2212	1.22
2	553	2.43
3	246	3.65
4	138	4.86
5	88	6.08

Suspension Panel 600

Light Source: Power LED 40W - 3195 lm - 2700K/CRI 90 / 40W - 3381 lm - 3000K/CRI 90



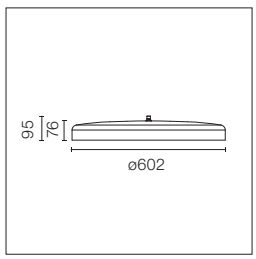

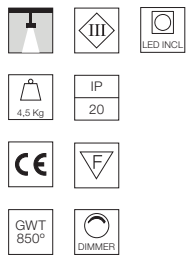

Pendelleuchte mit integriertem Befestigungssystem für die Installation in Infra-Structure Episode 2.
Jedes Leuchtelement wird mit einem 4 meter langen Stromkabel mit einer Mikro-Ausgangsbuchse vervollständigt.

Suspended luminaire with locking system integrated, to be installed in the Infra-Structure Episode 2 system.
Each lighting element is completed by a long 4m electrical cable equipped with an output microconnector.

2700K
03.8450.40
03.8450.14



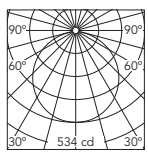

Luminous flux luminaire
1529 lm

@White (40)

Beam Angle: 113°

h(m)	E(lx)	D(m)
1	534	3.02
2	134	6.04
3	59	9.06
4	33	12.08
5	21	15.10

3000K
03.8451.40
03.8451.14



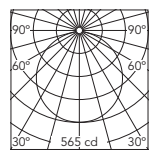

Luminous flux luminaire
1618 lm

@White (40)

Beam Angle: 113°

h(m)	E(lx)	D(m)
1	565	3.02
2	141	6.04
3	63	9.06
4	35	12.08
5	23	15.10

Light Tube Covered

Light Source: Top LED 24W/m - 1978 lm/m - 2700K/CRI 90 / 24W/m - 2227 lm/m - 3000K/CRI 90



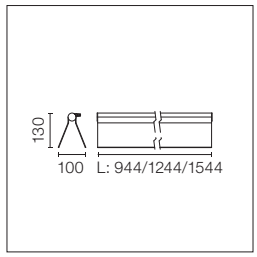

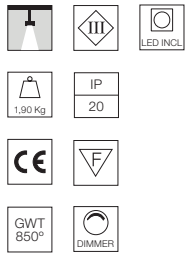

LED-Beleuchtungsmodul mit direktem und abgeschirmtem diffusem Licht für die Installation in Infra-Structure Episode 2.
Befestigungselemente und mechanische Sicherheitsverriegelung für die transversale Installation zwischen zwei Stangen.
Die Light Tubes werden nur an einem der Enden mit Strom versorgt und leiten keinen Strom über das andere Ende.
Jedes Leuchtelement wird mit einem 4 meter langen Stromkabel mit einer Mikro-Ausgangsbuchse vervollständigt.

Diffused direct shielded LED light module to be installed in the Infra-Structure Episode 2.
Safety fixing and locking mechanical elements integrated for a transversal installation between two rods of the profile.
The Light Tubes are only fed by one of the ends and do not communicate current through the other end.
Each lighting element is completed by a long 4m electrical cable equipped with an output microconnector.

2700K
L: 900 mm - 22W - 1820 lm
03.8420.40
03.8420.14

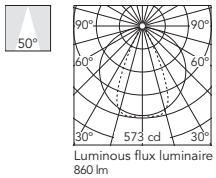

Luminous flux luminaire 860 lm

Beam Angle:		50°
h(m)	E(lx)	D(m)
1	573	0.94
2	143	1.87
3	64	2.81
4	36	3.74
5	23	4.68

3000K
L: 900 mm - 22W - 2048 lm
03.8423.40
03.8423.14

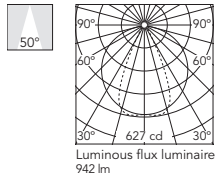

Luminous flux luminaire 942 lm

Beam Angle:		50°
h(m)	E(lx)	D(m)
1	627	0.94
2	157	1.87
3	70	2.81
4	39	3.74
5	25	4.68

2700K
L: 1200 mm - 29W - 2366 lm
03.8421.40
03.8421.14

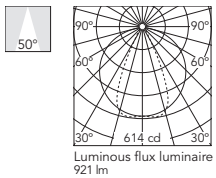

Luminous flux luminaire 921 lm

Beam Angle:		50°
h(m)	E(lx)	D(m)
1	614	0.94
2	153	1.87
3	68	2.81
4	38	3.74
5	25	4.68

3000K
L: 1200 mm - 29W - 2663 lm
03.8424.40
03.8424.14

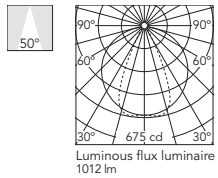

Luminous flux luminaire 1012 lm

Beam Angle:		50°
h(m)	E(lx)	D(m)
1	675	0.94
2	169	1.87
3	75	2.81
4	42	3.74
5	27	4.68

2700K
L: 1500 mm - 35,5W - 2912 lm
03.8422.40
03.8422.14

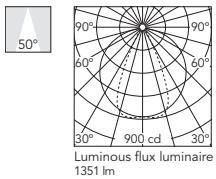

Luminous flux luminaire 1351 lm

@White (40)

Beam Angle:		50°
h(m)	E(lx)	D(m)
1	900	0.94
2	225	1.87
3	100	2.81
4	56	3.74
5	36	4.68

3000K
L: 1500 mm - 35,5W - 3278 lm
03.8425.40
03.8425.14

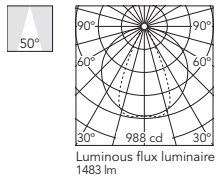

Luminous flux luminaire 1483 lm

@White (40)

Beam Angle:		50°
h(m)	E(lx)	D(m)
1	988	0.94
2	247	1.87
3	110	2.81
4	62	3.74
5	40	4.68

NEW

Treiber / Drivers

LED-Netzteil für Ferninstallation 48V/320W. 100/240 Vac.	LED power supply source for remote installation, 48V/320W. 100/240 Vac.		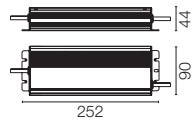	*60.8919
LED-Netzteil für Ferninstallation 48V/185W. 100/240 Vac.	LED power supply source for remote installation, 48V/185W. 100/240 Vac.		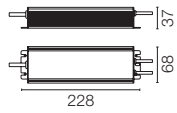	*60.9024
LED-Netzteil für Ferninstallation 48V/120W. 220/240 Vac.	LED power supply source for remote installation, 48V/120W. 220/240 Vac.		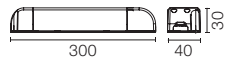	*60.9170

Casambi Broadcast

Kontroller Casambi 220-240V. Benötigt Einspeisung und Regler, separat bestellen. Dimmbereich 0-100 %.	Casambi controller 220-240V. Driver and external interface required have to be ordered separately. Dimming range 0-100%.		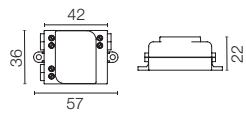	60.9392

0-10V / 1-10V / DALI / PUSH Broadcast

0-10V/1-10V/DALI/PUSH Regler. Benötigt eine 48V DC Einspeisung (separat bestellen). Max 312W. Dimmbereich 0-100 %.	0-10V, 1-10V, DALI and PUSH interface. Requires a 48Vdc power supply unit (to be ordered separately). Max 312W. Dimming range 0-100%.		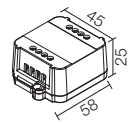	**60.9391

Regulation Systems

0-10V / 1-10V / DALI Installation

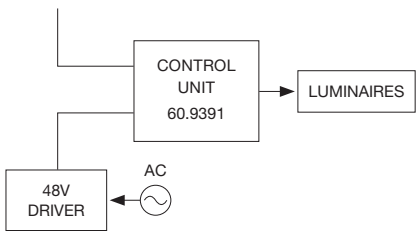

CASAMBI Installation

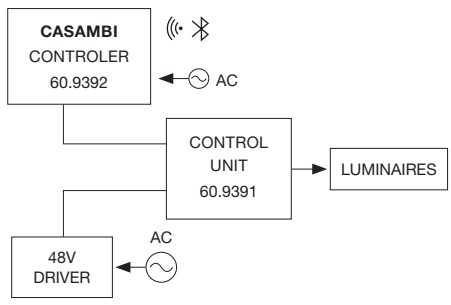

PUSH Installation

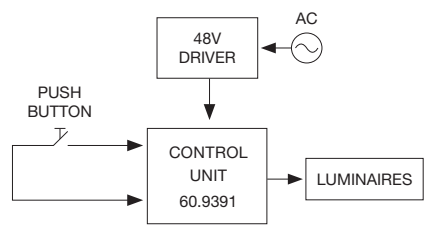

* Bei der Dimensionierung der Anlage ist eine Sicherheitsspanne von 15 % der maximalen Leistung der LED-Stromversorgung einzuhalten / For the sizing of the installation keep a safety margin of 15% of the maximum power of the LED power source.

** Es benötigt eine Installationsbox. Kompatible DALI-Schnittstelle (IEC 62386-101/102) zur Steuerung der indirekten Beleuchtung. Da es sich um eine kompatible DALI-Komponente handelt, beachten Sie bitte, dass diese nicht auf erweiterte Funktionen des DALI-Protokolls reagieren kann. Weitere Informationen erhalten Sie im Abschnitt der technischen Spezifikationen auf der Website von Flos / It needs an instalation box. Compatible DALI interface (IEC 62386-101/102) for controlling indirect lighting. Please note that since it is a DALI compatible component, it may not respond to advanced DALI protocol functions. For more information, see the technical specifications section on the Flos website.

NEW

DIVERSION

DESIGNED BY PIERO LISSONI



Surface/Suspension Profiles

- 40 Weiss / 40 White
- 1A Anodic Ice / 1A Anodic Ice
- 14 Schwarz / 14 Black
- CZ Bronze / CZ Bronze

LIGHT MODULES STRUCTURES

DOWN



LIGHT SOURCE
TOP LED
13,5W/m
1540 lm/m
2700K/CRI 90
3000K/CRI 90

UP&DOWN



LIGHT SOURCE
TOP LED
20,5W/m
2284 lm/m
2700K/CRI 90
3000K/CRI 90

DOWN +SPOTS



LIGHT SOURCE
TOP LED
11W/m
1255 lm/m
2700K/CRI 90
3000K/CRI 90

UP&DOWN +SPOTS



LIGHT SOURCE
TOP LED
18W/m
1999 lm/m
2700K/CRI 90
3000K/CRI 90

LIGHT MODULES

ATOM 90



LIGHT SOURCE
POWER LED
5,5W
450 lm
2700K/CRI 90
485 lm
3000K/CRI 90

ATOM 120



LIGHT SOURCE
POWER LED
8W
635 lm
2700K/CRI 90
680 lm
3000K/CRI 90

NEW

Produktbeschreibung
Dieses innovative Profilsystem für die Aufputz- und Pendelmontage zeichnet sich durch seine hohe Flexibilität aus. Die Profile sind mit einer integrierten Beleuchtung ausgestattet, die direkt und indirekt ausgestrahlt werden kann. Es können zwei Spots hinzugefügt werden, um die Akzentbeleuchtung zu kombinieren. Die für dieses System erhältlichen Strahler sind Teil der von Piero Lissoni entworfenen Atom-Familie.
Das wichtigste Element des Systems ist das Gelenk zum Antreiben und Verbinden von Profilen, mit dem Konfigurationen in einem Winkel von 360 ° erstellt und kann problemlos mit bis zu 8 Profile an das selbe Gelenkstück angeschlossen werden. Hiermit bietet das System eine endlose Anzahl von Kombinationen. Es kann zu jeder erdenklichen Struktur zusammengesetzt und an unterschiedliche architektonische Räume angepasst werden.

Optisches System
- Lineares Profil down - direkte Lichtleistung: Allgemeinbeleuchtung.
- Lineares Profil Up&down - direkte / indirekte Lichtleistung: Allgemeinbeleuchtung.
- Lineares Profil Down + 2 Spots - direkte Lichtleistung und Akzentbeleuchtung: Allgemeinbeleuchtung, Spot, Medium.
- Lineares Profil Up&down + 2 Spots - direkte / indirekte Lichtleistung und Akzentbeleuchtung: Allgemeinbeleuchtung, Spot, Medium.

Einspeisung
Das System kann über eine nicht mitgelieferte Fernbedienung mit Strom versorgt werden.
Die empfohlenen Treiber können zwischen 90 und 305 V Wechselstrom gespeist werden und müssen separat bestellt werden.

Regulierungssystem
System gesteuert durch Treiber 1-10V, DALI oder Casambi. Broadcast-Steuerungssystem. Die Regelung für die Up & Down-Version erfolgt gleichzeitig, es ist nicht möglich, dass die obere und untere Emission unabhängig voneinander gesteuert werden.
Für das individuelle Dimmen mittels Casambi sind Casambi-Spots zu verwenden.

Zusatzinformationen
Zusätzliche Informationen Elektrische Anlage wird mit 24 V Gleichstrom betrieben und ist auf einen maximalen Strom von 5 A und 120 W begrenzt.
Schutzgrad IP20.
Auf normal entflammbaren Oberflächen einsetzbar.

Qualitätszeichen
Das Gerät entspricht der europäischen technischen Norm EN60598-1 und den entsprechenden Zusatzregelungen.

Description
This innovative profile system for surface and suspended installation is characterized by its high flexibility. Profiles are equipped with integrated lighting available in direct and indirect emission with the possibility of adding two spots in order to combine accent and detail lighting. The spotlights available for this system are part of the Atom family designed by Piero Lissoni.
The key part of the system is the joint for powering and joining profiles together, which allows to create configurations in 360 °, every 45º, as well as to easily connect up to 8 profiles to the same joint piece. Herewith, the system offers an endless number of combinations. It can be composed to create any imaginable structure and can be adapted to different architectural spaces.
System of extruded aluminum profiles from 1m up to 2.5m in white, black, anodic ice and bronze finish.

Optic system
- Down linear profile - direct light output: General lighting.
- Up&down linear profile - direct/indirect light output: General lighting.
- Down linear profile + 2 spots - direct light output and accent lighting: General lighting, Spot, Medium.
- Up&down linear profile + 2 spots - direct/indirect light output and accent lighting: General lighting, Spot, Medium.

Power Supply
The system can be powered by a remote power supply which is not included.
Recommended drivers can be fed between 90 and 305Vac and must be ordered separately.

Regulation System
System controlled by 1-10V, DALI or Casambi. Broadcast control system. The light dimming for the up&down version can only happen simultaneously. The upper and lower emission cannot be controlled individually.
For individual regulation via Casambi, use the Casambi version of spots.

Additional Information
Electrical system powered at 24Vdc and limited to a maximum current of 5A and a maximum power of 120W.
IP20 protection grade.
Suitable for installation on normally inflammable surfaces.

Standard Compliance and Quality Marks
EN60598-1 European Technical Standards and any subsequent additions.

FLOS
CONTROL BY CASAMBI
Available on the App Store
GET IT ON Google Play

HOW TO ORDER

1 CHOOSE YOUR PROFILE AND LENGTH

DOWN PROFILE



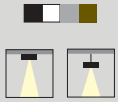

L: 1 / 1,5 / 2 / 2,5 m

UP&DOWN PROFILE



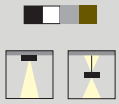

L: 1 / 1,5 / 2 / 2,5 m

DOWN + SPOTS PROFILE



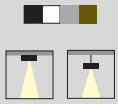

L: 1 / 1,5 / 2 / 2,5 m

UP&DOWN + SPOTS PROFILE





L: 1 / 1,5 / 2 / 2,5 m

2 COMPLETE WITH MOUNTING ACCESSORIES



Surface installation

Accessories

Surface joint



Mechanical



Surface installation
with remote driver

Accessories

Recessed power joint



Electrical and mechanical

or

Recessed power joint with rose



Electrical and mechanical

\+

Surface joint



Mechanical



Suspension installation

Accessories

Recessed joint



Mechanical



Suspension installation
with remote driver

Power suspension joint



Electrical and mechanical

or

Recessed power joint with rose



Electrical and mechanical

\+

Suspension joint



Mechanical



57W - 220 - 240 V

or



120W - 110 - 240 V

1-10V

(select the driver with the appropriate power according to the needs of your project)



57W - 220 - 240 V

or



120W - 110 - 240 V

1-10V

(select the driver with the appropriate power according to the needs of your project)

3 SELECT POWER SUPPLY AND CONTROL OPTION

Surface installation

Surface power supply



1-10 / Dali / Casambi broadcast

Recessed installation

or



120W - 110 - 240 V

Dali

or



120W - 110 - 240 V

+



Casambi broadcast

or



57W - 220 - 240 V

or



120W - 110 - 240 V

Casambi

(select the driver with the appropriate power according to the needs of your project)

Surface installation

Surface power supply



1-10V / Dali / Casambi broadcast

Suspension installation

or



120W - 110 - 240 V

Dali

or



120W - 110 - 240 V

+



Casambi broadcast

or



57W - 220 - 240 V

or



120W - 110 - 240 V

Casambi

(select the driver with the appropriate power according to the needs of your project)

4 SELECT A LIGHT MODULE AND CONTROL OPTION

Atom 90





S/M

Atom 120





S/M

Atom 90





S/M

Casambi

Atom 120





S/M

Casambi

Diversion Down

Light Source: Top LED 13,5 W/m - 1540 lm/m - 2700K/CRI 90 - 3000K/CRI 90



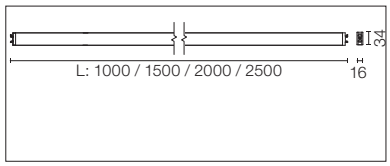

IP 20

LED INCL.

Elektromechanisches Innenprofil mit integrierter direkter linearer Beleuchtung für Oberflächen- oder Aufhängungsinstallation. Längen von 1 bis 2,5 m. Fixierung mittels Aufhängeset mit Kugelgelenk. Es ist erforderlich, ein separates Auffhängungset und ein mechanisches Kugelgelenk zu bestellen.
System wird durch 1-10V, DALI oder Casambi kontrolliert. Broadcast-Steuerungssystem. Dimmer nicht enthalten.

Electro-mechanical profile for indoor application with integrated direct linear light element for surface or suspended installation. Lengths from 1 to 2,5m. Fixation by a joint with power kit. Power kit and mechanical joint must be ordered separately.
System controlled by 1-10V driver, DALI or Casambi. Broadcast control system. Dimmer not included.

2700K

L: 1000 mm -13,5W - 1540 lm
- 09.8000.40
- 09.8000.1A
- 09.8000.14
- 09.8000.CZ



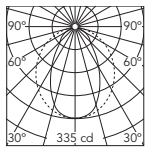

Luminous flux luminaire 634 lm

Beam Angle: 62°

h(m)	E(lx)	D(m)
1	335	1.21
2	84	2.41
3	37	3.62
4	21	4.82
5	13	6.03

L: 1500 mm - 20,5W - 2310 lm
- 09.8002.40
- 09.8002.1A
- 09.8002.14
- 09.8002.CZ



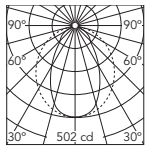

Luminous flux luminaire 951 lm

Beam Angle: 62°

h(m)	E(lx)	D(m)
1	502	1.21
2	125	2.41
3	56	3.62
4	31	4.82
5	20	6.03

L: 2000 mm - 27,5W - 3080 lm
- 09.8004.40
- 09.8004.1A
- 09.8004.14
- 09.8004.CZ



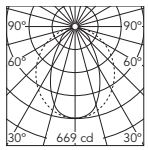

Luminous flux luminaire 1267 lm

Beam Angle: 62°

h(m)	E(lx)	D(m)
1	669	1.21
2	167	2.41
3	74	3.62
4	42	4.82
5	27	6.03

L: 2500 mm - 34,5W - 3850 lm
- 09.8006.40
- 09.8006.1A
- 09.8006.14
- 09.8006.CZ



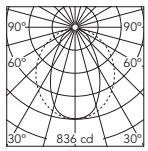

Luminous flux luminaire 1584 lm

Beam Angle: 62°

h(m)	E(lx)	D(m)
1	836	1.21
2	209	2.41
3	93	3.62
4	52	4.82
5	33	6.03

@White (40)

3000K

L: 1000 mm -13,5W - 1540 lm
- 09.8001.40
- 09.8001.1A
- 09.8001.14
- 09.8001.CZ



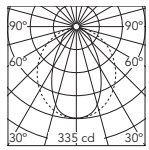

Luminous flux luminaire 634 lm

Beam Angle: 62°

h(m)	E(lx)	D(m)
1	335	1.21
2	84	2.41
3	37	3.62
4	21	4.82
5	13	6.03

L: 1500 mm - 20,5W - 2310 lm
- 09.8003.40
- 09.8003.1A
- 09.8003.14
- 09.8003.CZ



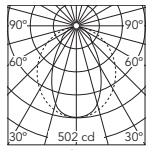

Luminous flux luminaire 951 lm

Beam Angle: 62°

h(m)	E(lx)	D(m)
1	502	1.21
2	125	2.41
3	56	3.62
4	31	4.82
5	20	6.03

L: 2000 mm - 27,5W - 3080 lm
- 09.8005.40
- 09.8005.1A
- 09.8005.14
- 09.8005.CZ



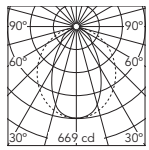

Luminous flux luminaire 1267 lm

Beam Angle: 62°

h(m)	E(lx)	D(m)
1	669	1.21
2	167	2.41
3	74	3.62
4	42	4.82
5	27	6.03

L: 2500 mm - 34,5W - 3850 lm
- 09.8007.40
- 09.8007.1A
- 09.8007.14
- 09.8007.CZ



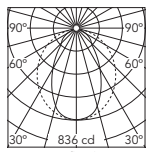

Luminous flux luminaire 1584 lm

Beam Angle: 62°

h(m)	E(lx)	D(m)
1	836	1.21
2	209	2.41
3	93	3.62
4	52	4.82
5	33	6.03

@White (40)

NEW

Diversion Up&Down

Light Source: Top LED 20,5 W/m - 744 lm/m UP - 1540 lm/m DOWN - 2700K/CRI 90 - 3000K/CRI 90



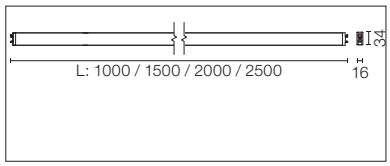

IP 20

LED INCL.

Elektromechanisches Innenprofil mit integrierter direkter und indirekter linearer Beleuchtung für die Oberflächen- oder Aufhängeinstallation. Mit Längen von 1 bis 2,5 m. Mit Befestigung durch Aufhängungset angetrieben und durch Kugelgelenk aufgehängt. Es ist erforderlich, ein separates Auffhängungset und ein mechanisches Kugelgelenk zu bestellen. System wird durch 1-10V, DALI oder Casambi kontrolliert. Broadcast-Steuerungssystem. Dimmer nicht enthalten.

Electro-mechanical profile for indoor application with integrated direct and indirect linear light element for surface or suspended installation. Lengths from 1 to 2,5m. Fixation by fed suspension kit and suspended by a joint. Power kit and mechanical joint must be ordered separately. System controlled by 1-10V driver, DALI or Casambi. Broadcast control system. Dimmer not included.

2700K

L: 1000 mm - 20,5W
744 lm UP - 1540 lm DOWN

- 09.8010.40
- 09.8010.1A
- 09.8010.14
- 09.8010.CZ

87° 62°

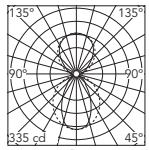

Luminous flux luminaire 1244 lm

Beam Angle DIR: 62°

h(m)	E(lx)	D(m)
1	335	1.21
2	84	2.41
3	37	3.62
4	21	4.82
5	13	6.03

L: 1500 mm - 32W
1116 lm UP - 2310 lm DOWN

- 09.8012.40
- 09.8012.1A
- 09.8012.14
- 09.8012.CZ

87° 62°

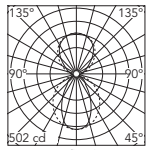

Luminous flux luminaire 1867 lm

Beam Angle DIR: 62°

h(m)	E(lx)	D(m)
1	502	1.21
2	125	2.41
3	56	3.62
4	31	4.82
5	20	6.03

L: 2000 mm - 43W
1488 lm UP - 3080 lm DOWN

- 09.8014.40
- 09.8014.1A
- 09.8014.14
- 09.8014.CZ

87° 62°

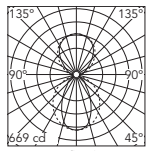

Luminous flux luminaire 2489 lm

Beam Angle DIR: 62°

h(m)	E(lx)	D(m)
1	669	1.21
2	167	2.41
3	74	3.62
4	42	4.82
5	27	6.03

L: 2500 mm - 54,5W
1860 lm UP - 3850 lm DOWN

- 09.8016.40
- 09.8016.1A
- 09.8016.14
- 09.8016.CZ

87° 62°

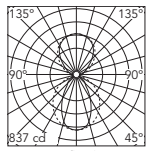

Luminous flux luminaire 3111 lm

Beam Angle DIR: 62°

h(m)	E(lx)	D(m)
1	837	1.21
2	209	2.41
3	93	3.62
4	52	4.82
5	33	6.03

@White (40)

3000K

L: 1000 mm - 20,5W
744 lm UP - 1540 lm DOWN

- 09.8011.40
- 09.8011.1A
- 09.8011.14
- 09.8011.CZ

87° 62°

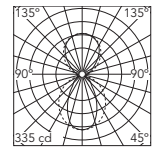

Luminous flux luminaire 1244 lm

Beam Angle DIR: 62°

h(m)	E(lx)	D(m)
1	335	1.21
2	84	2.41
3	37	3.62
4	21	4.82
5	13	6.03

L: 1500 mm - 32W
1116 lm UP - 2310 lm DOWN

- 09.8013.40
- 09.8013.1A
- 09.8013.14
- 09.8013.CZ

87° 62°

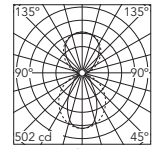

Luminous flux luminaire 1867 lm

Beam Angle DIR: 62°

h(m)	E(lx)	D(m)
1	502	1.21
2	125	2.41
3	56	3.62
4	31	4.82
5	20	6.03

L: 2000 mm - 43W
1488 lm UP - 3080 lm DOWN

- 09.8015.40
- 09.8015.1A
- 09.8015.14
- 09.8015.CZ

87° 62°

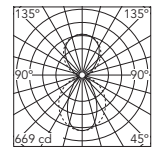

Luminous flux luminaire 2489 lm

Beam Angle DIR: 62°

h(m)	E(lx)	D(m)
1	669	1.21
2	167	2.41
3	74	3.62
4	42	4.82
5	27	6.03

L: 2500 mm - 54,5W
1860 lm UP - 3850 lm DOWN

- 09.8017.40
- 09.8017.1A
- 09.8017.14
- 09.8017.CZ

87° 62°

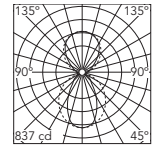

Luminous flux luminaire 3111 lm

Beam Angle DIR: 62°

h(m)	E(lx)	D(m)
1	837	1.21
2	209	2.41
3	93	3.62
4	52	4.82
5	33	6.03

@White (40)

Diversion Down + Spots

Light Source: Top LED 11W/m* - 1255 lm/m - 2700K/CRI 90 - 3000K/CRI 90



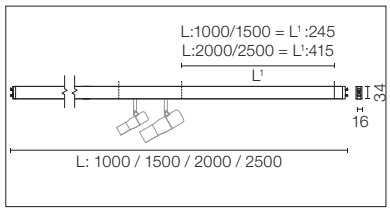

Max. 2 spots not included

IP 20

LED INCL.

Elektromechanisches Innenprofil mit integrierter direkter linearer Beleuchtung und Platz für zwei Spots für Aufputz- oder Aufhängeinstallation. Mit Längen von 1 bis 2,5 m. Mit Befestigung durch Aufhängungssatz angetrieben und durch Kugelgelenk aufgehängt. Es ist erforderlich, ein separates Auffhängungset und ein mechanisches Kugelgelenk zu bestellen. System wird durch 1-10V, DALI oder Casambi kontrolliert. Broadcast-Steuerungssystem. Dimmer nicht enthalten.
Bei Einzelprofilkonstruktionen in abgehängter Ausführung den Punkt ausgleichen, um ein Kippen des Profils zu vermeiden.

Electro-mechanical profile for indoor application with integrated direct linear light element and space for two spots, for surface or suspended installation. Lengths from 1 to 2,5m. Fixation by fed suspension kit and suspended by a joint. Power kit and mechanical joint must be ordered separately.
System controlled by 1-10V driver, DALI or Casambi. Broadcast control system. Dimmer not included.
For single profile structures, suspended version, balance the spot to avoid profile tilting.

2700K

L: 1000 mm - 11W - 1255 lm
- 09.8020.40
- 09.8020.1A
- 09.8020.14
- 09.8020.CZ



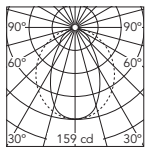

Luminous flux luminaire 301 lm

Beam Angle:		62°
h(m)	E(lx)	D(m)
1	159	1.21
2	40	2.41
3	18	3.62
4	10	4.82
5	6	6.03

L: 1500 mm - 18W - 2097 lm
- 09.8022.40
- 09.8022.1A
- 09.8022.14
- 09.8022.CZ



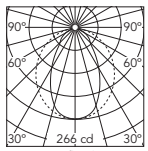

Luminous flux luminaire 503 lm

Beam Angle:		62°
h(m)	E(lx)	D(m)
1	266	1.21
2	66	2.41
3	30	3.62
4	17	4.82
5	11	6.03

L: 2000 mm - 25W - 2939 lm
- 09.8024.40
- 09.8024.1A
- 09.8024.14
- 09.8024.CZ



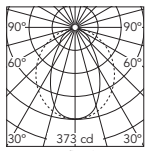

Luminous flux luminaire 706 lm

Beam Angle:		62°
h(m)	E(lx)	D(m)
1	373	1.21
2	93	2.41
3	41	3.62
4	23	4.82
5	15	6.03

L: 2500 mm - 32W - 3781 lm
- 09.8026.40
- 09.8026.1A
- 09.8026.14
- 09.8026.CZ



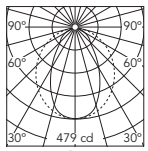

Luminous flux luminaire 908 lm

Beam Angle:		62°
h(m)	E(lx)	D(m)
1	479	1.21
2	120	2.41
3	53	3.62
4	30	4.82
5	19	6.03

@White (40)

3000K

L: 1000 mm - 11W - 1255 lm
- 09.8021.40
- 09.8021.1A
- 09.8021.14
- 09.8021.CZ



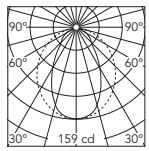

Luminous flux luminaire 301 lm

Beam Angle:		62°
h(m)	E(lx)	D(m)
1	159	1.21
2	40	2.41
3	18	3.62
4	10	4.82
5	6	6.03

L: 1500 mm - 18W - 2097 lm
- 09.8023.40
- 09.8023.1A
- 09.8023.14
- 09.8023.CZ



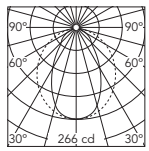

Luminous flux luminaire 503 lm

Beam Angle:		62°
h(m)	E(lx)	D(m)
1	266	1.21
2	66	2.41
3	30	3.62
4	17	4.82
5	11	6.03

L: 2000 mm - 25W - 2939 lm
- 09.8025.40
- 09.8025.1A
- 09.8025.14
- 09.8025.CZ



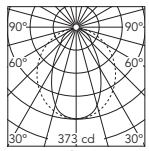

Luminous flux luminaire 706 lm

Beam Angle:		62°
h(m)	E(lx)	D(m)
1	373	1.21
2	93	2.41
3	41	3.62
4	23	4.82
5	15	6.03

L: 2500 mm - 32W - 3781 lm
- 09.8027.40
- 09.8027.1A
- 09.8027.14
- 09.8027.CZ



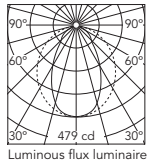

Luminous flux luminaire 908 lm

Beam Angle:		62°
h(m)	E(lx)	D(m)
1	479	1.21
2	120	2.41
3	53	3.62
4	30	4.82
5	19	6.03

@White (40)

* Leistung ohne Spots / Power without spots.

NEW

Diversion Up&Down + Spots

Light Source: Top LED 18W/m* - 1999 lm/m - 2700K/CRI 90 - 3000K/CRI 90



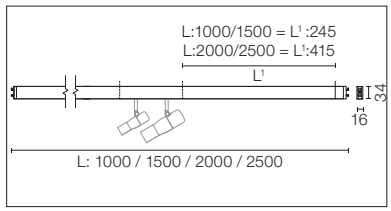

Max. 2 spots not included

IP 20

LED INCL.

Elektromechanisches Innenprofil mit integrierter direkter linearer Beleuchtung und Platz für zwei Spots für Aufputz- oder Aufhängeinstallation. Mit Längen von 1 bis 2,5 m. Mit Befestigung durch Aufhängungssatz angetrieben und durch Kugelgelenk aufgehängt. Es ist erforderlich, ein separates Auffhängungset und ein mechanisches Kugelgelenk zu bestellen. System wird durch 1-10V, DALI oder Casambi kontrolliert. Broadcast-Steuerungssystem. Dimmer nicht enthalten.
Bei Einzelprofilkonstruktionen in abgehängter Ausführung den Punkt ausgleichen, um ein Kippen des Profils zu vermeiden.

Electro-mechanical profile for indoor application with integrated direct linear light element and space for two spots, for surface or suspended installation. Lengths from 1 to 2,5m. Fixation by fed suspension kit and suspended by a joint. Power kit and mechanical joint must be ordered separately.
System controlled by 1-10V driver, DALI or Casambi. Broadcast control system. Dimmer not included.
For single profile structures, suspended version, balance the spot to avoid profile tilting.

2700K

L: 1000 mm - 18W
744 lm UP - 1255 lm DOWN
- 09.8030.40
- 09.8030.1A
- 09.8030.14
- 09.8030.CZ

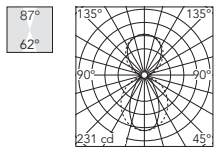

Luminous flux luminaire 858 lm

Beam Angle DIR: 62°

h(m)	E(lx)	D(m)
1	231	1.21
2	58	2.41
3	26	3.62
4	14	4.82
5	9	6.03

L: 1500 mm - 29,5W
1166 lm UP - 2097 lm DOWN
- 09.8032.40
- 09.8032.1A
- 09.8032.14
- 09.8032.CZ

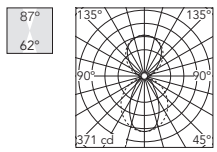

Luminous flux luminaire 1379 lm

Beam Angle DIR: 62°

h(m)	E(lx)	D(m)
1	371	1.21
2	93	2.41
3	41	3.62
4	23	4.82
5	15	6.03

L: 2000 mm - 40,5W
1488 lm UP - 2939 lm DOWN
- 09.8034.40
- 09.8034.1A
- 09.8034.14
- 09.8034.CZ

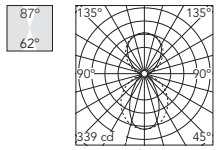

Luminous flux luminaire 1261 lm

Beam Angle DIR: 62°

h(m)	E(lx)	D(m)
1	339	1.21
2	85	2.41
3	38	3.62
4	21	4.82
5	14	6.03

L: 2500 mm - 52W
1816 lm UP - 3781 lm DOWN
- 09.8036.40
- 09.8036.1A
- 09.8036.14
- 09.8036.CZ

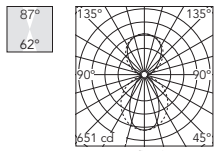

Luminous flux luminaire 2421 lm

Beam Angle DIR: 62°

h(m)	E(lx)	D(m)
1	651	1.21
2	163	2.41
3	72	3.62
4	41	4.82
5	26	6.03

@White (40)

3000K

L: 1000 mm - 18W
744 lm UP - 1255 lm DOWN
- 09.8031.40
- 09.8031.1A
- 09.8031.14
- 09.8031.CZ

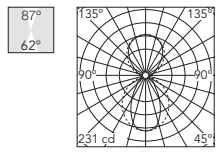

Luminous flux luminaire 858 lm

Beam Angle DIR: 62°

h(m)	E(lx)	D(m)
1	231	1.21
2	58	2.41
3	26	3.62
4	14	4.82
5	9	6.03

L: 1500 mm - 29,5W
1166 lm UP - 2097 lm DOWN
- 09.8033.40
- 09.8033.1A
- 09.8033.14
- 09.8033.CZ

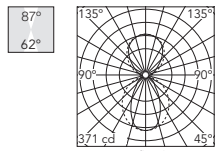

Luminous flux luminaire 1379 lm

Beam Angle DIR: 62°

h(m)	E(lx)	D(m)
1	371	1.21
2	93	2.41
3	41	3.62
4	23	4.82
5	15	6.03

L: 2000 mm - 40,5W
1488 lm UP - 2939 lm DOWN
- 09.8035.40
- 09.8035.1A
- 09.8035.14
- 09.8035.CZ

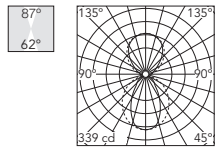

Luminous flux luminaire 1261 lm

Beam Angle DIR: 62°

h(m)	E(lx)	D(m)
1	339	1.21
2	85	2.41
3	38	3.62
4	21	4.82
5	14	6.03

L: 2500 mm - 52W
1816 lm UP - 3781 lm DOWN
- 09.8037.40
- 09.8037.1A
- 09.8037.14
- 09.8037.CZ

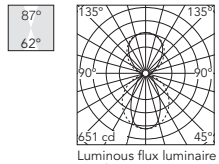

Luminous flux luminaire 2421 lm

Beam Angle DIR: 62°

h(m)	E(lx)	D(m)
1	651	1.21
2	163	2.41
3	72	3.62
4	41	4.82
5	26	6.03

@White (40)

* Leistung ohne Spots / Power without spots.

Atom 90 Designed By Piero Lissoni

Light Source: Power LED 5,5W - 450 lm - 2700K/CRI 90 / 5,5W - 485 lm - 3000K/CRI 90



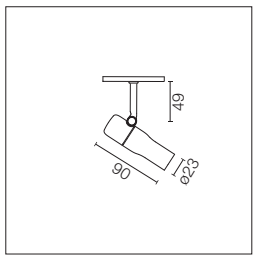

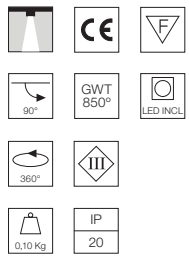

LED-Akzentbeleuchtungsmodul zum Einbau in das Diversion-System. Elektronischer DC / DC-Wandler eingebaut. System gesteuert durch Treiber 1-10V, DALI oder Casambi. Broadcast Stuerungssystem. Dimmer nicht enthalten. Für die individuelle Steuerung der Spots mittels Casambi sind Casambi-Spots auszuwählen. Inkludiertes Zubehör (Honeycomb und Blendschutzgitter).

LED accent lighting module to be installed in the Diversion system. Electronic DC/DC converter incorporated. System controlled by 1-10V, DALI or Casambi. Broadcast control system. Dimmer not included. To individually control the spots via Casambi, choose the Casambi version of spots. Accessories included (honeycomb and screening crosspiece).

2700K
- 09.3831.40
- 09.3831.1A
- 09.3831.14
- 09.3831.CZ

Casambi
- 09.3931.40
- 09.3931.14
- 09.3931.CZ

14° SPOT

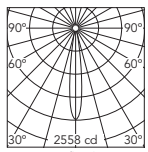

Luminous flux luminaire 224 lm

Beam Angle: 14°

h(m)	E(lx)	D(m)
1	2558	0.25
2	640	0.51
3	284	0.76
4	160	1.02
5	102	1.27

3000K
- 09.3830.40
- 09.3830.1A
- 09.3830.14
- 09.3830.CZ

Casambi
- 09.3930.40
- 09.3930.14
- 09.3930.CZ

14° SPOT

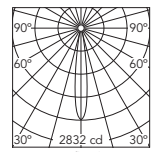

Luminous flux luminaire 247 lm

Beam Angle: 14°

h(m)	E(lx)	D(m)
1	2832	0.25
2	708	0.51
3	315	0.76
4	177	1.02
5	113	1.27

2700K
- 09.3833.40
- 09.3833.1A
- 09.3833.14
- 09.3833.CZ

Casambi
- 09.3933.40
- 09.3933.14
- 09.3933.CZ

25° MEDIUM

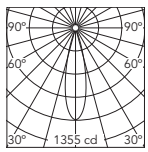

Luminous flux luminaire 261 lm

Beam Angle: 25°

h(m)	E(lx)	D(m)
1	1355	0.45
2	339	0.89
3	151	1.34
4	85	1.79
5	54	2.23

3000K
- 09.3832.40
- 09.3832.1A
- 09.3832.14
- 09.3832.CZ

Casambi
- 09.3932.40
- 09.3932.14
- 09.3932.CZ

25° MEDIUM

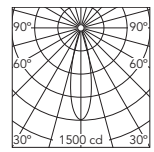

Luminous flux luminaire 289 lm

Beam Angle: 25°

h(m)	E(lx)	D(m)
1	1500	0.45
2	375	0.89
3	167	1.34
4	94	1.79
5	60	2.23

Atom 120 Designed By Piero Lissoni

Light Source: Power LED 8W - 635 lm - 2700K/CRI 90 / 8W - 680 lm - 3000K/CRI 90



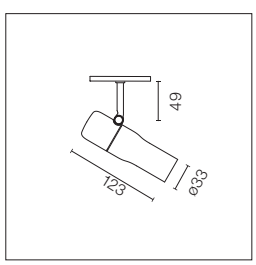

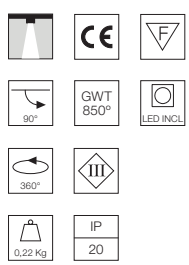

LED-Akzentbeleuchtungsmodul zum Einbau in das Diversion-System. Elektronischer DC / DC-Wandler eingebaut. System gesteuert durch Treiber 1-10V, DALI oder Casambi. Broadcast Stuerungssystem. Dimmer nicht enthalten. Für die individuelle Steuerung der Spots mittels Casambi sind Casambi-Spots auszuwählen. Inkludiertes Zubehör (Honeycomb und Blendschutzgitter).

LED accent lighting module to be installed in the Diversion system. Electronic DC/DC converter incorporated. System controlled by 1-10V, DALI or Casambi. Broadcast control system. Dimmer not included. To individually control the spots via Casambi, choose the Casambi version of spots. Accessories included (honeycomb and screening crosspiece).

2700K
- 09.3841.40
- 09.3841.1A
- 09.3841.14
- 09.3841.CZ

Casambi
- 09.3941.40
- 09.3941.14
- 09.3941.CZ

13° SPOT

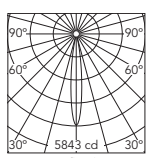

Luminous flux luminaire 433 lm

Beam Angle: 13°

h(m)	E(lx)	D(m)
1	5843	0.24
2	1461	0.48
3	649	0.72
4	365	0.95
5	234	1.19

3000K
- 09.3840.40
- 09.3840.1A
- 09.3840.14
- 09.3840.CZ

Casambi
- 09.3940.40
- 09.3940.14
- 09.3940.CZ

13° SPOT

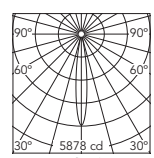

Luminous flux luminaire 440 lm

Beam Angle: 13°

h(m)	E(lx)	D(m)
1	5878	0.24
2	1469	0.49
3	653	0.73
4	367	0.97
5	235	1.21

2700K
- 09.3843.40
- 09.3843.1A
- 09.3843.14
- 09.3843.CZ

Casambi
- 09.3943.40
- 09.3943.14
- 09.3943.CZ

20° MEDIUM

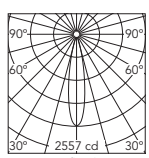

Luminous flux luminaire 364 lm

Beam Angle: 20°

h(m)	E(lx)	D(m)
1	2557	0.35
2	639	0.70
3	284	1.06
4	160	1.41
5	102	1.76

3000K
- 09.3842.40
- 09.3842.1A
- 09.3842.14
- 09.3842.CZ

Casambi
- 09.3942.40
- 09.3942.14
- 09.3942.CZ

20° MEDIUM

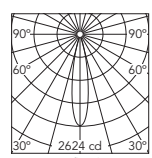

Luminous flux luminaire 373 lm

Beam Angle: 20°

h(m)	E(lx)	D(m)
1	2624	0.35
2	656	0.70
3	292	1.06
4	164	1.41
5	105	1.76

NEW

Treiber / Drivers

Remote Installation
Fernspeisung.
Dimmbar durch 1/10V Protokoll oder No Dimable. 24V.

Remote power supply.
Dimmable through 1/10V protocol or Non Dimmable. 24V.



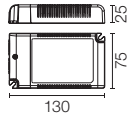

57W - 220/240V
60.9361

Fernspeisung.
Dimmbar durch 1/10V-Protokoll 24V.

Remote power supply.
Dimmable through 1/10V protocol. 24V.



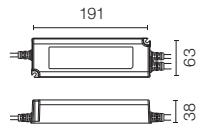

120W - 110°/240V
60.9416
*UL max 100W

Fernspeisung.
Dimmbar durch DALI-Protokoll. 24V.

Remote power supply.
Dimmable through DALI protocol. 24V.



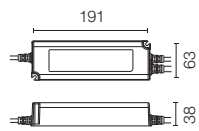

120W - 110°/240V
60.9426
*UL max 100W

Kontroller Casambi. Es wird empfohlen, den Mindestregelungsgrad auf 5% einzustellen.
Benötigt 1-10V oder Dali-Treiber, separat bestellen.

Casambi controller. It is recommended to adjust the minimum level of regulation to 5%. Requires 1-10V or Dali driver. It must be ordered separately.



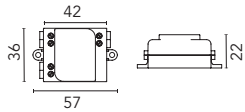

220-240Vac
60.9392

NEW

DIVERSION — INSTALLATION

SUSPENSION INSTALLATION

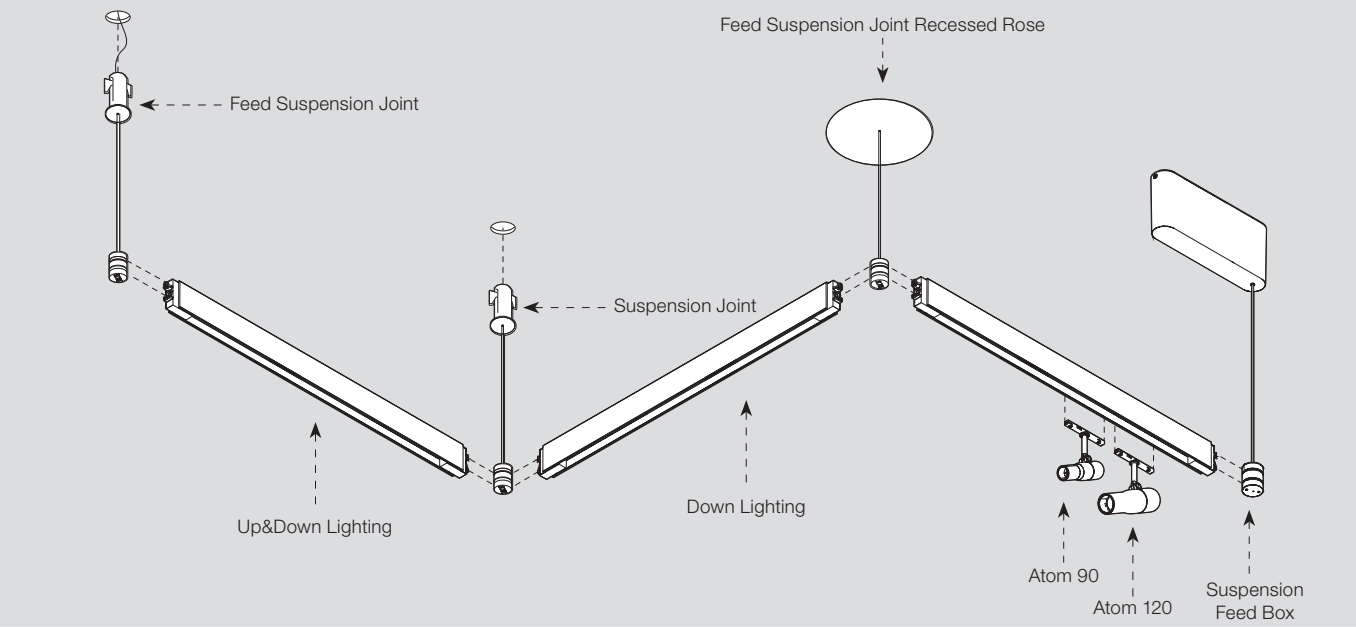

Zubehör / Accessories

Kugelgelenkaufhängung. 24V. Netzkabel: 3800 mm.	Power suspension joint. 24V. Power cable: 3800 mm.			06.5300.40 06.5300.1A 06.5300.14 06.5300.CZ
Kugelgelenk. Stahldraht 0,6 mm dick und 3800 mm lang.	Suspension joint. 0.6 mm thick, 3800 mm long steel wire.			06.5301.40 06.5301.1A 06.5301.14 06.5301.CZ
Kugelgelenk für versenkte Aufhängung mit Rosette. 24V. Netzkabel: 3800 mm.	Power suspension joint with rose, for recessing. 24V. Power cable: 3800 mm.		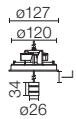	06.5302.40 06.5302.1A 06.5302.14 06.5302.CZ
Hängebox für Aufputzmontage. 24V. Netzkabel: 3800 mm. Treiber enthalten (1-10V/DALI/ Casambi).	Power suspension feed box, for surface installation. 24V. Power cable: 3800 mm. Driver included (1-10V/DALI/ Casambi).		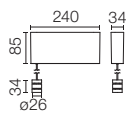	1-10V / 57W - 220-240Vac 06.5310.40 06.5310.1A 06.5310.14 06.5310.CZ *DALI / 57W - 220-240Vac 06.5314.40 06.5314.1A 06.5314.14 06.5314.CZ Casambi / 57W - 220-240Vac 06.5311.40 06.5311.1A 06.5311.14 06.5311.CZ
Deckenabhängung für Aufputzmontage. Stahldraht 0,6 mm dick und 3800 mm lang.	Ceiling suspension joint, for surface installation. 0.6 mm thick, 3800 mm long steel wire.		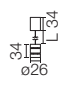	06.5303.40 06.5303.1A 06.5303.14 06.5303.CZ

* Kompatible DALI-Schnittstelle (IEC 62386-101/102). Da es sich um eine kompatible DALI-Komponente handelt, beachten Sie bitte, dass diese nicht auf erweiterte Funktionen des DALI-Protokolls reagieren kann. Weitere Informationen erhalten Sie im Abschnitt der technischen Spezifikationen auf der Website von Flos / Compatible DALI interface (IEC 62386-101/102). Please note that since it is a DALI compatible component, it may not respond to advanced DALI protocol functions. For more information, see the technical specifications section on the Flos website.

NEW

SURFACE INSTALLATION

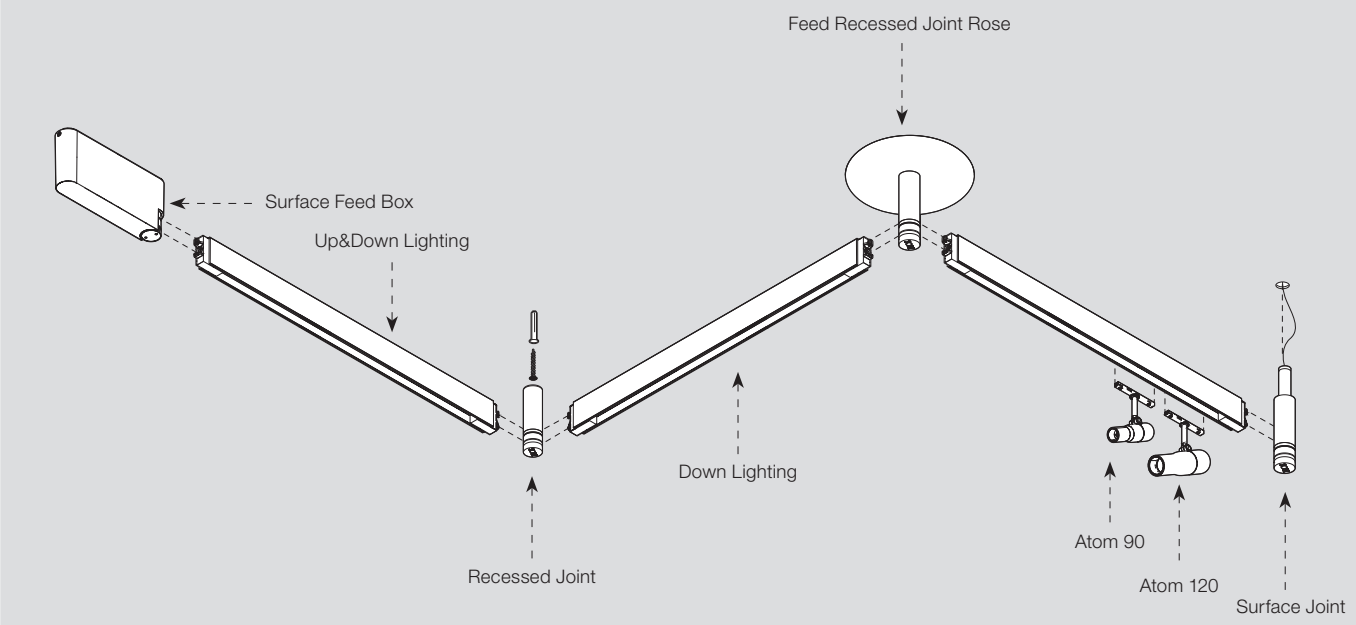

Zubehör / Accessories

Versenktes Kraftgelenk. 24V.	Recessed power joint. 24V			06.5304.40 06.5304.1A 06.5304.14 06.5304.CZ
Versenkte / Oberflächenverbindung.	Recessed / surface joint.			06.5305.40 06.5305.1A 06.5305.14 06.5305.CZ
Aufputzdose, zur Deckenmontage. 24V. Treiber enthalten (1-10V/DALI/ Casambi).	Surface feed box, for ceiling installation. 24V. Driver included (1-10V/DALI/ Casambi).		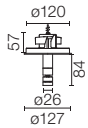	06.5306.40 06.5306.1A 06.5306.14 06.5306.CZ
Eingelassenes Kraftgelenk mit Rose. 24V.	Recessed power joint with rose. 24V.		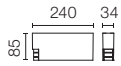	1-10V / 57W - 220-240Vac 06.5312.40 06.5312.1A 06.5312.14 06.5312.CZ *DALI / 57W - 220-240Vac 06.5315.40 06.5315.1A 06.5315.14 06.5315.CZ Casambi / 57W - 220-240Vac 06.5313.40 06.5313.1A 06.5313.14 06.5313.CZ

* Kompatible DALI-Schnittstelle (IEC 62386-101/102). Da es sich um eine kompatible DALI-Komponente handelt, beachten Sie bitte, dass diese nicht auf erweiterte Funktionen des DALI-Protokolls reagieren kann. Weitere Informationen erhalten Sie im Abschnitt der technischen Spezifikationen auf der Website von Flos / Compatible DALI interface (IEC 62386-101/102). Please note that since it is a DALI compatible component, it may not respond to advanced DALI protocol functions. For more information, see the technical specifications section on the Flos website.

DIVERSION — FAQ

• Wie viele Profile kann ich mit demselben Netzteil ausstatten?
Die Einschränkung liegt in der Leistung. Bei Verwendung des 120-W-Netzteils muss die Anzahl der Leuchten auf dieses Maximum eingestellt werden.

• Wie viele Profile kann ich mit einer einzelnen Verbindung verbinden?
Es ist möglich bis zu 8 Profile an dieselbe Verbindung anzuschließen.

• How many profiles can I feed up with the same driver?
Power is the limit. When using the 120W driver model, the number of luminaires must be adjusted to that maximum consumption.

• How many profiles can I connect to one single joint?
It is possible to connect up to 8 profiles to the same joint.

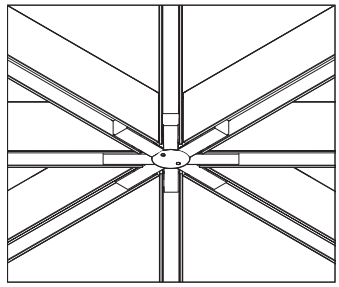

• Wie viele Profile kann ich mit einem einzigen Vorschubgelenk ausstatten?
Die maximale Stückzahl beträgt 8 Stück à 45 °. Die Grenze wird durch ihren Gesamtstromverbrauch dargestellt, der weniger als 120 W betragen muss.

- Beispiel 1; mit 1 m Profilen mit direkter Lichtemission (DOWN).
Leistungsaufnahme des Beleuchtungsmoduls = 13,5W.
120 W / 13,5 W = 8,88 Beleuchtungsmodule, dh maximal 8 Module.
Die Fuge könnte daher bis zu 8 Lichtmodule punktfrei abstrahlen.

- Beispiel 2; Verwendung von 2,5 m Profilen mit direkter / indirekter Lichtemission (UP & DOWN) mit 2 Atom 120-Spots.
Leistungsaufnahme des Beleuchtungsmoduls inklusive 2 Spots = 54,5W + 2x8W = 70,5W.
120 W / 70,5 W = 1,7 Module, dh maximal 1 Modul.
Es ist daher möglich, eine Verbindung herzustellen, bei der nur ein mit zwei Spots ausgestattetes Beleuchtungsmodul UP & DOWN angebracht wird. Um mehr Elemente auf derselben Fuge hinzuzufügen, müssen diese von einer anderen speziellen Fuge zugeführt werden, die sich auf der gegenüberliegenden Seite des Profils befindet.

Stellen Sie sicher, dass Sie die integrierten Switches am Ende jedes Profils konfigurieren. Dadurch wird vermieden, dass mehrere Netzteile geschaltet werden, was zu Fehlfunktionen des gesamten Systems führen würde.

• How many profiles can I feed up with one single feeding joint?
The maximum quantity is 8 pieces, one every 45°. The limit is represented by their total power consumption which has to be less than 120W.

- Example 1; when using 1m profiles with direct light emission (DOWN).
Lighting module power consumption = 13,5W.
120W/13,5W = 8,88 lighting modules, which means 8 modules maximum.
The joint could therefore feature up to 8 light modules single emission without spots.

- Example 2; when using 2,5m profiles featuring direct/indirect light emission (Up&Down) with 2 Atom 120 spots.
Lighting module power consumption including 2 spots = 54,5W + 2x8W = 70,5W.
120W/70,5W = 1,7 modules, which means 1 module maximum.
It is therefore possible to complete a joint attaching only one lighting module Up&Down equipped with two spots. In order to add more elements to the same joint, these will need to be fed by another dedicated joint located on the opposite side of the profile.

Please make sure to set the integrated switches located at the end of each profile. This will avoid switching multiple power supplies, which would cause the entire system to malfunction.

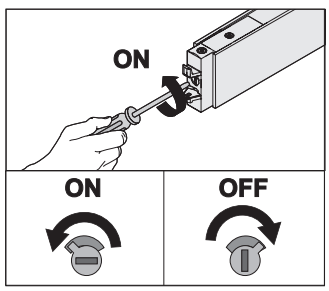

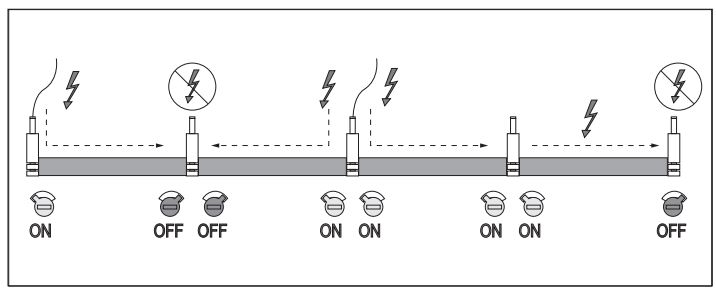

• Kann ich jede einzelne Leuchte einzeln steuern?
Nein, das gesamte System wird gleichzeitig gesteuert (Broadcast). Direkte und indirekte Beleuchtung kann ebenfalls nicht für eine unabhängige Steuerung getrennt werden.
Die Module mit indirekter Beleuchtung sind mit einem Schalter ausgestattet, mit dem die maximale Leistung um 50% reduziert werden kann, ohne dass die Dimmoptionen DALI, 1-10V oder Casambi beeinträchtigt werden.

• Can I control each luminaire individually?
No, the entire system is controlled simultaneously (broadcast). Direct and indirect lighting cannot be separated for independent control either.
Modules with indirect illumination are equipped with a switch to reduce the maximum power of 50%, establishing it as the maximum without affecting the DALI, 1-10V or Casambi dimming options.

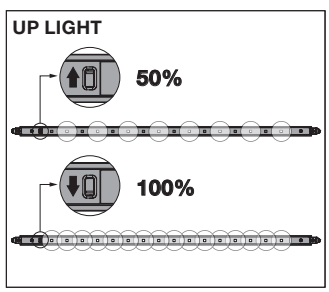

DIVERSION — FAQ

NEW

• Welches ist beim Oberflächenvorschub das größte Profil das ich installieren kann?
- Up&Down - 2500mm
- Up&Down + 2 Spots - 2000m
- Down - 2500mm
- Down + 2 Spots - 2500mm

• Welche Konfigurationen kann ich mit dem Umleitungssystem vornehmen?
Als Beispiel zeigen wir die folgenden Konfigurationen; Die Möglichkeiten sind nahezu unbegrenzt, wenn man bedenkt, dass der minimale Drehwinkel zwischen den Profilen 45 ° beträgt und die maximale Last vom ausgewählten Netzteil abhängt.
(Das Netzteil ist nicht im Lieferumfang enthalten. Je nach Installation kann der Treiber remote oder in speziellen Boxen auf der Oberfläche oder in Aufhängung installiert werden).

• Which is the biggest profile I can install with the surface power supply?
- Up&Down - 2500mm
- Up&Down + 2 Spots - 2000m
- Down - 2500mm
- Down + 2 Spots - 2500mm

• Which kind of layouts can be designed with Diversion?
As an example, we show the following compositions; the possibilities of configuration with this system are almost endless considering that the minimum angle between two profiles is 45° and the maximum load depends on the feeding equipment selected.
(Feeding equipment is not included, depending on the installation, the equipment can be remote or with suspension or surface boxes).

Example No.1

6 x Light Module Diversion Down + Spots - L 1000 mm
2 x Light Module Diversion Down - L 1000 mm
12 x Atom 120
5 x Joint
2 x Power Joint

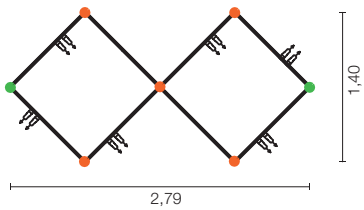

Example No.2

6 x Light Module Diversion Down + Spots - L 1000 mm
2 x Light Module Diversion Down - L 1000 mm
12 x Atom 90
1 x Power Joint Suspension
3 x Joint Suspension
1 x Power Joint Surface
3 x Joint Surface

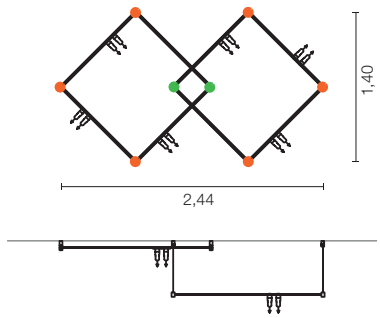

Example No.3

4 x Light Module Diversion Down + Spots - L 1000 mm
2 x Light Module Diversion Down - L 1000 mm
8 x Atom 120
4 x Joint
2 x Power Joint

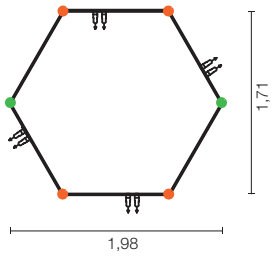

Example No.4

3 x Light Module Diversion Down + Spots - L 1000 mm
6 x Atom 90
3 x Joint
1 x Power Joint

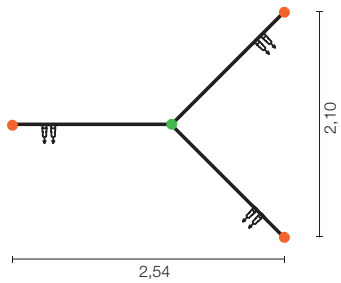

Example No.5

5 x Light Module Diversion Down + Spots - L 1000 mm
3 x Light Module Diversion Down - L 1000 mm
1 x Light Module Diversion Down + Spots - L 1500 mm
1 x Light Module Diversion Down - L 1500 mm
1 x Light Module Diversion Down + Spots - L 2000 mm
1 x Light Module Diversion Down - L 2000 mm
14 x Atom 90
6 x Joint
3 x Power Joint

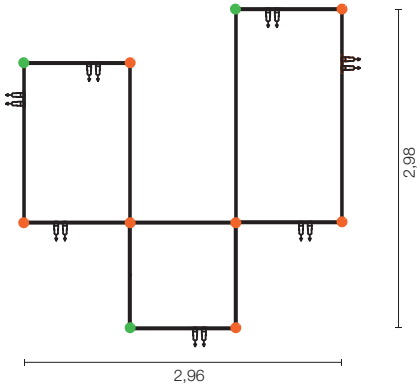

Example No.6

3 x Light Module Diversion Up&Down + Spots - L 1500 mm
6 x Atom 90
3 x Joint
1 x Power Joint

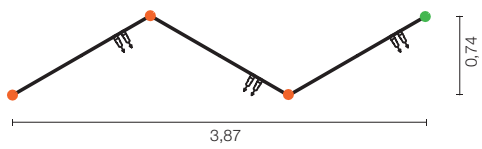

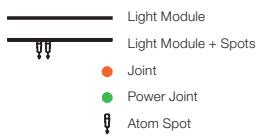

NEW

ZERO TRACK

DESIGNED BY FLOS ARCHITECTURAL

SURFACE



Surface Profiles

- 40 Weiss / 40 White
- 06 Chrom / 06 Chrome
- 14 Schwarz / 14 Black
- CZ Bronze / CZ Bronze
- 18 Deep brown / 18 Deep brown

LIGHT MODULES

FIND ME 0



LIGHT SOURCE
POWER LED
3,5W
300 lm
2700K/CRI 90
325 lm
3000K/CRI 90

FIND ME 1



LIGHT SOURCE
POWER LED
5,5W
450 lm
2700K/CRI 90
485 lm
3000K/CRI 90

FIND ME 2



LIGHT SOURCE
POWER LED
10,5W
650 lm
2700K/CRI 90
700 lm
3000K/CRI 90

FIND ME 1 SUSPENSION



LIGHT SOURCE
POWER LED
5,5W
450 lm
2700K/CRI 90
485 lm
3000K/CRI 90

ATOM 90



LIGHT SOURCE
POWER LED
5,5W
450 lm
2700K/CRI 90
485 lm
3000K/CRI 90

ATOM 120



LIGHT SOURCE
POWER LED
8W
635 lm
2700K/CRI 90
680 lm
3000K/CRI 90

ATOM 200



LIGHT SOURCE
POWER LED
10,5W
1050 lm
2700K/CRI 90
1150 lm
3000K/CRI 90

NEW

Produktbeschreibung
Dieses neue Profilsystem für die Oberflächeninstallation zeichnet sich durch seine reduzierten Abmessungen aus, wodurch es eine minimalistische Ästhetik erhält, die in verschiedenen architektonischen Räumen sehr geschätzt wird. Für Lösungen in nicht begehbaren Decken verfügt das System über integrierte, dimmbare Stromversorgungen über Rundfunksteuerungssysteme mit 1-10 V.
Verfügbare Fernspeisequellen, dimmbar mittels 1-10V-, DALI- und Casambi-Broadcastsysteme.
Bei Aufputzmontage erfolgt das Dimmen mittels 1-10V-Protokoll. Casambi-System für individuelles Bluetooth-Dimmen jeder einzelnen Lichteinheit mittels der APP FLOS Control® powered by Casambi für Mobilgeräte (verfügbar im Apple Store und auf Google Play).
Das System aus Aluminiumschienen bis zu 3 m wurde in weiß, schwarz, deep brown, bronze und chrom stranggepresst. Sie sind mit elektrischen Stromspuren ausgestattet, die mit 24 VDC gespeist werden.

Optisches System
- Find Me 0: Spot, Medium.
- Find Me 1: Spot, Medium.
- Find Me 2: Spot, Medium, Flood.
- Find Me 1 Suspension: Spot, Medium.
- Atom 90: Spot, Medium.
- Atom 120: Spot, Medium.
- Atom 200: General lighting.

Einspeisung
Das System kann mit einer nicht mitgelieferten Fernspeisung betrieben werden oder mit der Stromversorgungseinrichtung, die in die Spur eingefügt werden soll, die eine einstellbare Stromversorgung enthält.
Der ursprüngliche Netzstecker verfügt über eine Lücke für die Kabeleinführung von oben und von der Seite. Der Netzstecker, die Zwischenspeiseleitung und die 90°-Ecken können nur von hinten gespeist werden.
Die maximale Länge der Strecke mit demselben Treiber beträgt 10 m.

Zusatzinformationen
Zusätzliche Informationen Elektrische Anlage wird mit 24 V Gleichstrom betrieben und ist auf einen maximalen Strom von 5 A und 120 W begrenzt.
Schutzgrad IP20.
Auf normal entflammbaren Oberflächen einsetzbar.

Qualitätszeichen
Das Gerät entspricht der europäischen technischen Norm EN60598-1 und den entsprechenden Zusatzregelungen.

Description
This new system of profiles for surface installation is characterized by its reduced dimensions, providing a minimalist aesthetic which is highly appreciated in various architectural spaces. For non-accessible ceilings, the system has integrated dimmable power supplies, controlled by 1-10V broadcast control systems.
Available remote power supplies dimmable through 1/10V, DALI and Casambi Broadcast systems. Surface feeding unit available with 1/10V protocol. Casambi system available for individual bluetooth dimming of each light unit through the app FLOS Control® powered by Casambi for mobile (available on Apple Store and Google Play).
The system of extruded aluminum tracks up to 3 meters in white, black, deep brown bronze and chrome.
They are equipped with electric tracks supporting 24Vdc power supplies.

Optic system
- Find Me 0: Spot, Medium.
- Find Me 1: Spot, Medium.
- Find Me 2: Spot, Medium, Flood.
- Find Me 1 Suspension: Spot, Medium.
- Atom 90: Spot, Medium.
- Atom 120: Spot, Medium.
- Atom 200: General lighting.

Power Supply
The system can be powered by a remote power supply (not included) or by power supply equipments to be inserted in the track, which include a dimmable power supply.
The initial power connector has a space for cable insertion through both the upper and side parts. The power connector, middle power supply and 90° corners can be powered only from the back.
The maximum length of the track with the same driver is 10 meters.

Additional Information
Electrical system powered at 24Vdc and limited to a maximum current of 5A and a maximum power of 120W.
IP20 protection grade.
Suitable for installation on normally inflammable surfaces.

Standard Compliance and Quality Marks
EN60598-1 European Technical Standards and any subsequent additions.

FLOS
CONTROL BY CASAMBI

Available on the App Store

GET IT ON Google Play

HOW TO ORDER

1 CHOOSE YOUR PROFILE AND LENGTH

SURFACE PROFILE



L: 1 / 2 / 3 m

2 COMPLETE WITH MOUNTING ACCESSORIES

Feed connector



Right & Left

End cap



Intermediate Feed connector



Straight

Stopper



Intermediate connector



Feed 90° Corner



Feed Inner 90° Corner



Feed T piece



Feed Cross piece



3 SELECT POWER SUPPLY AND CONTROL OPTION

Recessed installation



25W / 36W / 57W



120W

Non Dimmable / 1-10V



120W

Dali



+



25W / 36W / 57W

or



120W

Casambi broadcast



25W / 36W / 57W

or



120W

+

Casambi integrated spots

Non Dimmable / 1-10V

(select the driver with the appropriate power according to the needs of your project)

Surface installation



or



Non Dimmable / 1-10V



or

+

Casambi integrated spots



Casambi individual

4 SELECT A LIGHT MODULE AND CONTROL OPTION

Standard / Casambi Integrated (individual control)

Find Me 0





S/M

Atom 90





S/M

Find Me 1





S/M

Atom 120





S/M

Find Me 2





S/M/F

Atom 200





General Lighting

Find Me Suspension





S/M

NEW

ZERO TRACK SURFACE — PROFILES

Profile

Elektromechanisches Innenprofil für die Montage an der Oberfläche (Decke oder Wand) mit Schrauben, die mit dem Profil versehenen speziellen Bolzen befestigt werden. Mit Längen von 1 bis 3 m.
Notwendig, um Stromstecker, Zwischenstecker und Abdeckungen separat zu bestellen.
Mechanische 90°-Ecken verfügbar mit Krümmung auf derselben Ebene (symmetrisches Element für die linke und rechte Ecke) und 90°-Eck auf verschiedenen Ebenen (Decke-Wand und Wand-Innenwand), sowie “T”- und “X”-Verbindungen.
Bei vertikalen Installationen muss der Stopper installiert werden, der separat bestellt werden muss.

Profiles

Electro-mechanical indoor profile for surface installation (ceiling or wall). To be fixed with specific screw plugs that come with the profile. 1-meter to 3-meters lengths.
It is necessary to order the power connector, intermediate connectors and covers separately.
Feed unit connectors available as 90° flat corner and curve (symmetric element for left/right corner), ceiling/wall - wall/wall inner corner, as well as “T” and “X” shape.
For vertical installations, installing the stopper is mandatory. It must be ordered separately.

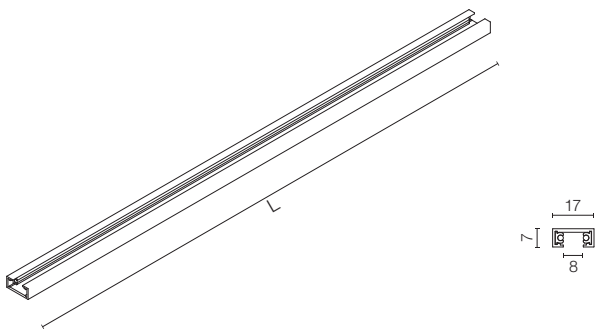

L: 1 m / 2 m / 3 m

L: 1000 mm
06.2500.40
06.2500.06
06.2500.14
06.2500.CZ
06.2500.18
L: 2000 mm
06.2501.40
06.2501.06
06.2501.14
06.2501.CZ
06.2501.18
L: 3000 mm
06.2502.40
06.2502.06
06.2502.14
06.2502.CZ
06.2502.18

Stromanschluss für Fernsteuergeräte. Möglicher Eingang des Stromkabels sowohl oben als auch seitlich.

Feed unit for remote power supply unit. Power cable inserting is possible both from the top and the side.



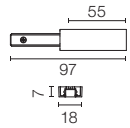

06.2540.40
06.2540.14
06.2540.CZ
06.2540.18

Zwischenstecker. Oberer Netzkabeleingang.

Feed intermediate connector. Upper feeding cable entry.



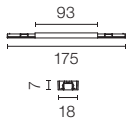

06.2541.40
06.2541.14
06.2541.CZ
06.2541.18

Außenwinkel.

Intermediate connector.



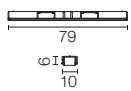

06.2506.40
06.2506.14

90° flache Ecke. Auf der Rückseite befindet sich ein Versorgungsanschluss.

90° flat corner. Can be powered. It has a rear space for the supply connection.



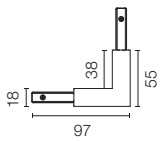

06.2542.40
06.2542.14
06.2542.CZ
06.2542.18

Innenecke Decke / Wand - Wand / Wand. Mit Strom versorgbar, mit zwei Reserven auf beiden Seiten der Rückseite.

Ceiling/wall - wall/wall inner corner. Can be powered. It has two spaces for the supply connection located on each side at the rear.



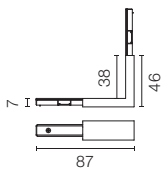

06.2543.40
06.2543.14
06.2543.CZ
06.2543.18

Innenkurve Decke/Decke – Wand/ Wand. Stromversorgungsfähig, mit Anschluss auf der Rückseite.

Interior ceiling/ceiling-wall/ wall curve. Can be powered via connections on the back.



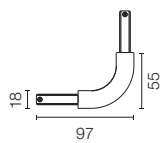

06.2544.40
06.2544.14
06.2544.CZ
06.2544.18

NEW

T-Anschluss. Einspeisung mit Anschluss auf der Rückseite.	T-shaped connector. Can be powered via connections on the back.		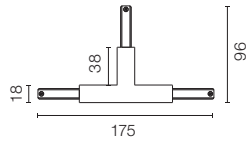	06.2545.40 06.2545.14 06.2545.CZ 06.2545.18
Kreuzförmiger Anschluss. Stromversorgungsfähig, mit Anschluss auf der Rückseite.	Cross-shaped connector. Can be powered via connections on the back.		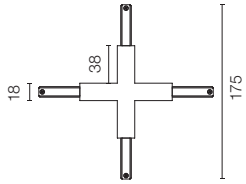	06.2546.40 06.2546.14 06.2546.CZ 06.2546.18
Endkappe.	End cap.			06.2509.40 06.2509.14 06.2509.CZ 06.2509.18
Stopper. Zur Befestigung von Leuchten in vertikalen Schieneninstallationen.	Stopper. For fixing luminaires in vertical track installations.			08.0630.40 08.0630.14

Find Me 0 Designed By Jorge Herrera

Light Source: Power LED 3,5W - 300 lm - 2700K/CRI 90 / 3,5W - 325 lm - 3000K/CRI 90



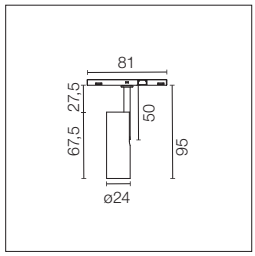

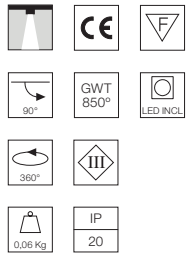

LED-Akzentbeleuchtungsmodul zum Einbau in das Zero Track-System.
Integrierter elektronischer Leistungswandler DC/DC. Modul geregelt durch 1-10V-Treiber, DALI oder Casambi, Broadcast-Modus. Dimmer nicht enthalten.
Für die individuelle Steuerung der Leuchten sind die integrierten Casambi-Versionen auszuwählen.
Inkludiertes Zubehör (Honeycomb und Blendschutzgitter).

LED accent lighting module to be installed in the Zero Track system.
Incorporated DC/DC electronic converter. Module regulated via 1–10-V DALI or Casambi driver in broadcast mode. Dimmer not included.
To individually control the lights, select integrated Casambi versions.
Accessories included (honeycomb and screening crosspiece).

2700K
09.3801.40
09.3801.06
09.3801.14
09.3801.CZ
09.3801.18
**Casambi integrated
09.3901.40
09.3901.06
09.3901.14
09.3901.CZ
09.3901.18

15°
SPOT

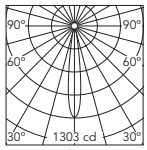

Luminous flux luminaire
169 lm

Beam Angle: 15°

h(m)	E(lx)	D(m)
1	1303	0.26
2	326	0.52
3	145	0.77
4	81	1.03
5	52	1.29

3000K
09.3800.40
09.3800.06
09.3800.14
09.3800.CZ
09.3800.18
**Casambi integrated
09.3900.40
09.3900.06
09.3900.14
09.3900.CZ
09.3900.18

15°
SPOT

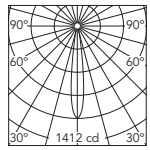

Luminous flux luminaire
183 lm

Beam Angle: 15°

h(m)	E(lx)	D(m)
1	1412	0.26
2	353	0.52
3	157	0.77
4	88	1.03
5	56	1.29

2700K
09.3803.40
09.3803.06
09.3803.14
09.3803.CZ
09.3803.18
**Casambi integrated
09.3903.40
09.3903.06
09.3903.14
09.3903.CZ
09.3903.18

26°
MEDIUM

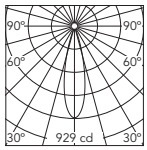

Luminous flux luminaire
179 lm

Beam Angle: 26°

h(m)	E(lx)	D(m)
1	929	0.45
2	232	0.89
3	103	1.34
4	58	1.79
5	37	2.23

3000K
09.3802.40
09.3802.06
09.3802.14
09.3802.CZ
09.3802.18
**Casambi integrated
09.3902.40
09.3902.06
09.3902.14
09.3902.CZ
09.3902.18

26°
MEDIUM

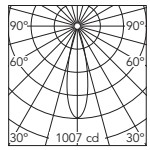

Luminous flux luminaire
194 lm

Beam Angle: 26°

h(m)	E(lx)	D(m)
1	1007	0.45
2	252	0.89
3	112	1.34
4	63	1.79
5	40	2.23

** Die Steuerung bei den Casambi-Leuchten erfolgt direkt und individuell kabellos mittels App FLOS Control® powered by Casambi. Die restlichen Steuervorgänge erfolgen per Broadcast (alle Leuchten werden gleichzeitig gesteuert) / The control system with the Casambi version of light fixtures is directly and individually regulated wirelessly using the application FLOS Control® powered by Casambi. Other types of regulation are broadcast (all lights are regulated at the same time)..

NEW

Find Me 1 Designed By Jorge Herrera

Light Source: Power LED 5,5W - 450 lm - 2700K/CRI 90 / 5,5W - 485 lm - 3000K/CRI 90



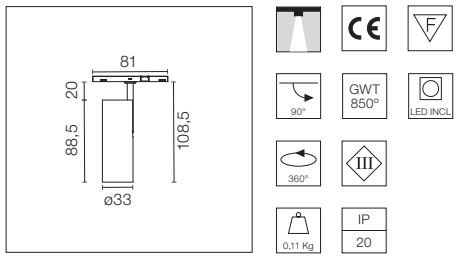

LED-Akzentbeleuchtungsmodul zum Einbau in das Zero Track-System.
Integrierter elektronischer Leistungswandler DC/DC. Modul geregelt durch 1-10V-Treiber, DALI oder Casambi, Broadcast-Modus. Dimmer nicht enthalten.
Für die individuelle Steuerung der Leuchten sind die integrierten Casambi-Versionen auszuwählen.
Inkludiertes Zubehör (Honeycomb und Blendschutzgitter).

LED accent lighting module to be installed in the Zero Track system.
Incorporated DC/DC electronic converter. Module regulated via 1–10-V DALI or Casambi driver in broadcast mode. Dimmer not included.
To individually control the lights, select integrated Casambi versions.
Accessories included (honeycomb and screening crosspiece).

2700K
- 09.3812.40
- 09.3812.06
- 09.3812.14
- 09.3812.CZ
- 09.3812.18

**Casambi integrated
- 09.3912.40
- 09.3912.06
- 09.3912.14
- 09.3912.CZ
- 09.3912.18

13° SPOT

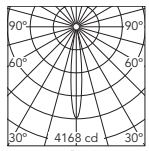

Luminous flux luminaire 309 lm

Beam Angle:	13°	
h(m)	E(lx)	D(m)
1	4168	0.24
2	1042	0.48
3	463	0.72
4	261	0.95
5	167	1.19

3000K
- 09.3810.40
- 09.3810.06
- 09.3810.14
- 09.3810.CZ
- 09.3810.18

**Casambi integrated
- 09.3910.40
- 09.3910.06
- 09.3910.14
- 09.3910.CZ
- 09.3910.18

13° SPOT

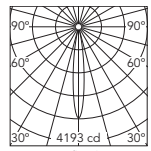

Luminous flux luminaire 314 lm

Beam Angle:	13°	
h(m)	E(lx)	D(m)
1	4193	0.24
2	1048	0.49
3	466	0.73
4	262	0.97
5	168	1.21

2700K
- 09.3813.40
- 09.3813.06
- 09.3813.14
- 09.3813.CZ
- 09.3813.18

**Casambi integrated
- 09.3913.40
- 09.3913.06
- 09.3913.14
- 09.3913.CZ
- 09.3913.18

20° MEDIUM

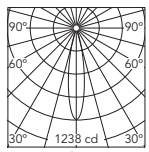

Luminous flux luminaire 186 lm

Beam Angle:	20°	
h(m)	E(lx)	D(m)
1	1238	0.35
2	310	0.70
3	138	1.06
4	77	1.41
5	50	1.76

3000K
- 09.3811.40
- 09.3811.06
- 09.3811.14
- 09.3811.CZ
- 09.3811.18

**Casambi integrated
- 09.3911.40
- 09.3911.06
- 09.3911.14
- 09.3911.CZ
- 09.3911.18

20° MEDIUM

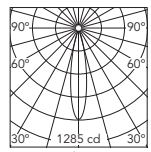

Luminous flux luminaire 193 lm

Beam Angle:	20°	
h(m)	E(lx)	D(m)
1	1285	0.35
2	321	0.70
3	143	1.06
4	80	1.41
5	51	1.76

** Die Steuerung bei den Casambi-Leuchten erfolgt direkt und individuell kabellos mittels App FLOS Control® powered by Casambi. Die restlichen Steuervorgänge erfolgen per Broadcast (alle Leuchten werden gleichzeitig gesteuert) / The control system with the Casambi version of light fixtures is directly and individually regulated wirelessly using the application FLOS Control® powered by Casambi. Other types of regulation are broadcast (all lights are regulated at the same time)..

Find Me 2 Designed By Jorge Herrera

Light Source: Power LED 10,5W* - 650 lm - 2700K/CRI90 / 10,5W* - 700 lm - 3000K/CRI90



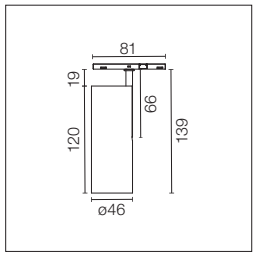

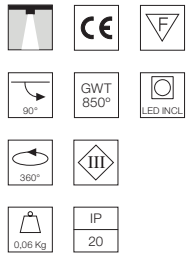

LED-Akzentbeleuchtungsmodul zum Einbau in das Zero Track-System.
Integrierter elektronischer Leistungswandler DC/DC. Modul geregelt durch 1-10V-Treiber, DALI oder Casambi, Broadcast-Modus. Dimmer nicht enthalten.
Für die individuelle Steuerung der Leuchten sind die integrierten Casambi-Versionen auszuwählen.
Inkludiertes Zubehör (Honeycomb und Blendschutzgitter).

LED accent lighting module to be installed in the Zero Track system.
Incorporated DC/DC electronic converter. Module regulated via 1–10-V DALI or Casambi driver in broadcast mode. Dimmer not included.
To individually control the lights, select integrated Casambi versions.
Accessories included (honeycomb and screening crosspiece).

2700K
- 09.3862.40
- 09.3862.06*
- 09.3862.14
- 09.3862.CZ
- 09.3862.18

**Casambi integrated
- 09.3962.40
- 09.3962.06*
- 09.3962.14
- 09.3962.CZ
- 09.3962.18

10° SPOT

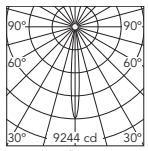

Luminous flux luminaire 479 lm

Beam Angle: 10°

h(m)	E(lx)	D(m)
1	9244	0.18
2	2311	0.35
3	1027	0.53
4	578	0.70
5	370	0.88

3000K
- 09.3860.40
- 09.3860.06*
- 09.3860.14
- 09.3860.CZ
- 09.3860.18

**Casambi integrated
- 09.3960.40
- 09.3960.06*
- 09.3960.14
- 09.3960.CZ
- 09.3960.18

10° SPOT

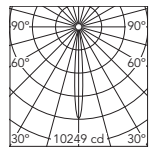

Luminous flux luminaire 531 lm

Beam Angle: 10°

h(m)	E(lx)	D(m)
1	10249	0.18
2	2562	0.35
3	1139	0.53
4	641	0.70
5	410	0.88

2700K
- 09.3863.40
- 09.3863.06*
- 09.3863.14
- 09.3863.CZ
- 09.3863.18

**Casambi integrated
- 09.3963.40
- 09.3963.06*
- 09.3963.14
- 09.3963.CZ
- 09.3963.18

19° MEDIUM

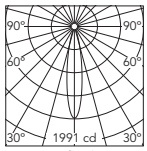

Luminous flux luminaire 441 lm

Beam Angle: 19°

h(m)	E(lx)	D(m)
1	1991	0.34
2	498	0.67
3	221	1.01
4	124	1.34
5	80	1.68

3000K
- 09.3861.40
- 09.3861.06*
- 09.3861.14
- 09.3861.CZ
- 09.3861.18

**Casambi integrated
- 09.3961.40
- 09.3961.06*
- 09.3961.14
- 09.3961.CZ
- 09.3961.18

19° MEDIUM

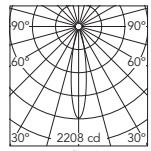

Luminous flux luminaire 489 lm

Beam Angle: 19°

h(m)	E(lx)	D(m)
1	2208	0.34
2	552	0.67
3	245	1.01
4	138	1.34
5	88	1.68

2700K
- 09.3865.40
- 09.3865.06*
- 09.3865.14
- 09.3865.CZ
- 09.3865.18

**Casambi integrated
- 09.3965.40
- 09.3965.06*
- 09.3965.14
- 09.3965.CZ
- 09.3965.18

32° FLOOD

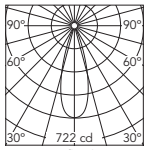

Luminous flux luminaire 364 lm

Beam Angle: 32°

h(m)	E(lx)	D(m)
1	722	0.57
2	180	1.15
3	80	1.72
4	45	2.29
5	29	2.87

3000K
- 09.3864.40
- 09.3864.06*
- 09.3864.14
- 09.3864.CZ
- 09.3864.18

**Casambi integrated
- 09.3964.40
- 09.3964.06*
- 09.3964.14
- 09.3964.CZ
- 09.3964.18

32° FLOOD

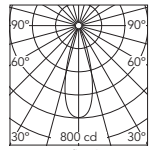

Luminous flux luminaire 404 lm

Beam Angle: 32°

h(m)	E(lx)	D(m)
1	800	0.57
2	200	1.15
3	89	1.72
4	50	2.29
5	32	2.87

* Für Chromoberflächen beträgt ihre Leistung 8W. / For chrome finishes their power is 8W.

** Die Steuerung bei den Casambi-Leuchten erfolgt direkt und individuell kabellos mittels App FLOS Control® powered by Casambi. Die restlichen Steuervorgänge erfolgen per Broadcast (alle Leuchten werden gleichzeitig gesteuert) / The control system with the Casambi version of light fixtures is directly and individually regulated wirelessly using the application FLOS Control® powered by Casambi. Other types of regulation are broadcast (all lights are regulated at the same time)..

NEW

Find Me 1 Suspension Designed By Jorge Herrera

Light Source: Power LED 5,5W - 450 lm - 2700K/CRI 90 / 5,5W - 485 lm - 3000K/CRI 90



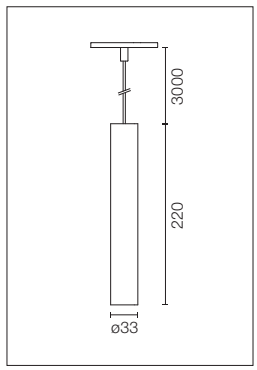



LED-Akzentbeleuchtungsmodul zum Einbau in das Zero Track-System. Integrierter elektronischer Leistungswandler DC/DC. Modul geregelt durch 1-10V-Treiber, DALI oder Casambi, Broadcast-Modus. Dimmer nicht enthalten.
Für die individuelle Steuerung der Leuchten sind die integrierten Casambi-Versionen auszuwählen.
Nicht auf vertikalen Schienen montierbar.
Inkludiertes Zubehör (Honeycomb und Blendschutzgitter).

LED accent lighting module to be installed in the Zero Track system. Incorporated DC/DC electronic converter. Module regulated via 1–10-V DALI or Casambi driver in broadcast mode. Dimmer not included.
To individually control the lights, select integrated Casambi versions.
Not suitable for vertical installations.
Accessories included (honeycomb and screening crosspiece).

2700K
- 09.3822.40
- 09.3822.06
- 09.3822.14
- 09.3822.CZ
- 09.3822.18

**Casambi integrated
- 09.3922.40
- 09.3922.06
- 09.3922.14
- 09.3922.CZ
- 09.3922.18

13° SPOT

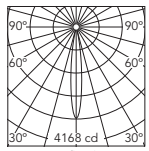

Luminous flux luminaire 309 lm

Beam Angle:		13°
h(m)	E(lx)	D(m)
1	4168	0.24
2	1042	0.48
3	463	0.72
4	261	0.95
5	167	1.19

3000K
- 09.3820.40
- 09.3820.06
- 09.3820.14
- 09.3820.CZ
- 09.3820.18

**Casambi integrated
- 09.3920.40
- 09.3920.06
- 09.3920.14
- 09.3920.CZ
- 09.3920.18

13° SPOT

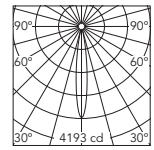

Luminous flux luminaire 314 lm

Beam Angle:		13°
h(m)	E(lx)	D(m)
1	4193	0.24
2	1048	0.49
3	466	0.73
4	262	0.97
5	168	1.21

2700K
- 09.3823.40
- 09.3823.06
- 09.3823.14
- 09.3823.CZ
- 09.3823.18

**Casambi integrated
- 09.3923.40
- 09.3923.06
- 09.3923.14
- 09.3923.CZ
- 09.3923.18

20° MEDIUM

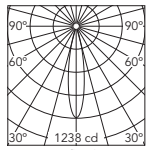

Luminous flux luminaire 186 lm

Beam Angle:		20°
h(m)	E(lx)	D(m)
1	1238	0.35
2	310	0.70
3	138	1.06
4	77	1.41
5	50	1.76

3000K
- 09.3821.40
- 09.3821.06
- 09.3821.14
- 09.3821.CZ
- 09.3821.18

**Casambi integrated
- 09.3921.40
- 09.3921.06
- 09.3921.14
- 09.3921.CZ
- 09.3921.18

20° MEDIUM

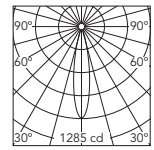

Luminous flux luminaire 193 lm

Beam Angle:		20°
h(m)	E(lx)	D(m)
1	1285	0.35
2	321	0.70
3	143	1.06
4	80	1.41
5	51	1.76

** Die Steuerung bei den Casambi-Leuchten erfolgt direkt und individuell kabellos mittels App FLOS Control® powered by Casambi. Die restlichen Steuervorgänge erfolgen per Broadcast (alle Leuchten werden gleichzeitig gesteuert) / The control system with the Casambi version of light fixtures is directly and individually regulated wirelessly using the application FLOS Control® powered by Casambi. Other types of regulation are broadcast (all lights are regulated at the same time)..

Atom 90 Designed By Piero Lissoni

Light Source: Power LED 5,5W* - 450 lm - 2700K/CRI 90 / 5,5W* - 485 lm - 3000K/CRI 90



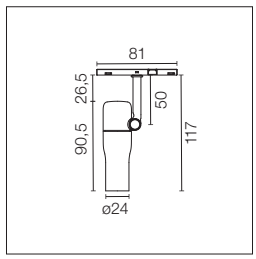

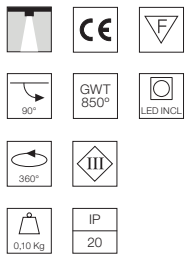

LED-Akzentbeleuchtungsmodul zum Einbau in das Zero Track-System.
Integrierter elektronischer Leistungswandler DC/DC. Modul geregelt durch 1-10V-Treiber, DALI oder Casambi, Broadcast-Modus. Dimmer nicht enthalten.
Für die individuelle Steuerung der Leuchten sind die integrierten Casambi-Versionen auszuwählen.
Inkludiertes Zubehör (Honeycomb und Blendschutzgitter).

LED accent lighting module to be installed in the Zero Track system.
Incorporated DC/DC electronic converter. Module regulated via 1–10-V DALI or Casambi driver in broadcast mode. Dimmer not included.
To individually control the lights, select integrated Casambi versions.
Accessories included (honeycomb and screening crosspiece).

2700K
- 09.3831.40
- 09.3831.06*
- 09.3831.14
- 09.3831.CZ
- 09.3831.18

**Casambi integrated
- 09.3931.40
- 09.3931.06*
- 09.3931.14
- 09.3931.CZ
- 09.3931.18

14° SPOT

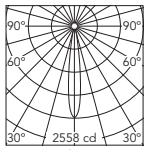

Luminous flux luminaire 224 lm

Beam Angle: 14°

h(m)	E(lx)	D(m)
1	2558	0.25
2	640	0.51
3	284	0.76
4	160	1.02
5	102	1.27

3000K
- 09.3830.40
- 09.3830.06*
- 09.3830.14
- 09.3830.CZ
- 09.3830.18

**Casambi integrated
- 09.3930.40
- 09.3930.06*
- 09.3930.14
- 09.3930.CZ
- 09.3930.18

14° SPOT

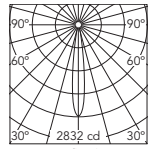

Luminous flux luminaire 247 lm

Beam Angle: 14°

h(m)	E(lx)	D(m)
1	2832	0.25
2	708	0.51
3	315	0.76
4	177	1.02
5	113	1.27

2700K
- 09.3833.40
- 09.3833.06*
- 09.3833.14
- 09.3833.CZ
- 09.3833.18

**Casambi integrated
- 09.3933.40
- 09.3933.06*
- 09.3933.14
- 09.3933.CZ
- 09.3933.18

25° MEDIUM

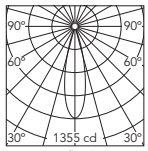

Luminous flux luminaire 261 lm

Beam Angle: 25°

h(m)	E(lx)	D(m)
1	1355	0.45
2	339	0.89
3	151	1.34
4	85	1.79
5	54	2.23

3000K
- 09.3832.40
- 09.3832.06*
- 09.3832.14
- 09.3832.CZ
- 09.3832.18

**Casambi integrated
- 09.3932.40
- 09.3932.06*
- 09.3932.14
- 09.3932.CZ
- 09.3932.18

25° MEDIUM

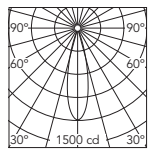

Luminous flux luminaire 289 lm

Beam Angle: 25°

h(m)	E(lx)	D(m)
1	1500	0.45
2	375	0.89
3	167	1.34
4	94	1.79
5	60	2.23

* Für Chromoberflächen beträgt ihre Leistung 4,7 W. / For chrome finishes their power is 4.7W.

** Die Steuerung bei den Casambi-Leuchten erfolgt direkt und individuell kabellos mittels App FLOS Control® powered by Casambi. Die restlichen Steuervorgänge erfolgen per Broadcast (alle Leuchten werden gleichzeitig gesteuert) / The control system with the Casambi version of light fixtures is directly and individually regulated wirelessly using the application FLOS Control® powered by Casambi. Other types of regulation are broadcast (all lights are regulated at the same time)..

NEW

Atom 120 Designed By Piero Lissoni

Light Source: Power LED 8W* - 635 lm - 2700K/CRI 90 / 8W* - 680 lm - 3000K/CRI 90



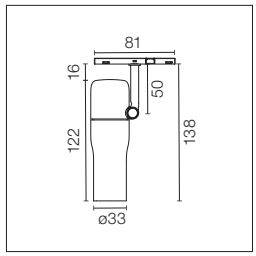

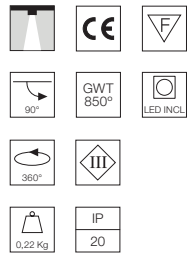

LED-Akzentbeleuchtungsmodul zum Einbau in das Zero Track-System.
Integrierter elektronischer Leistungswandler DC/DC. Modul geregelt durch 1-10V-Treiber, DALI oder Casambi, Broadcast-Modus. Dimmer nicht enthalten.
Für die individuelle Steuerung der Leuchten sind die integrierten Casambi-Versionen auszuwählen.
Inkludiertes Zubehör (Honeycomb und Blendschutzgitter).

LED accent lighting module to be installed in the Zero Track system.
Incorporated DC/DC electronic converter. Module regulated via 1–10-V DALI or Casambi driver in broadcast mode. Dimmer not included.
To individually control the lights, select integrated Casambi versions.
Accessories included (honeycomb and screening crosspiece).

2700K
- 09.3841.40
- 09.3841.06*
- 09.3841.14
- 09.3841.CZ
- 09.3841.18

**Casambi integrated
- 09.3941.40
- 09.3941.06*
- 09.3941.14
- 09.3941.CZ
- 09.3941.18

13° SPOT

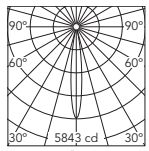

Luminous flux luminaire 433 lm

Beam Angle: 13°

h(m)	E(lx)	D(m)
1	5843	0.24
2	1461	0.48
3	649	0.72
4	365	0.95
5	234	1.19

3000K
- 09.3840.40
- 09.3840.06*
- 09.3840.14
- 09.3840.CZ
- 09.3840.18

**Casambi integrated
- 09.3940.40
- 09.3940.06*
- 09.3940.14
- 09.3940.CZ
- 09.3940.18

13° SPOT

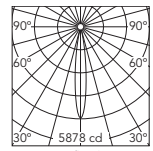

Luminous flux luminaire 440 lm

Beam Angle: 13°

h(m)	E(lx)	D(m)
1	5878	0.24
2	1469	0.49
3	653	0.73
4	367	0.97
5	235	1.21

2700K
- 09.3843.40
- 09.3843.06*
- 09.3843.14
- 09.3843.CZ
- 09.3843.18

**Casambi integrated
- 09.3943.40
- 09.3943.06*
- 09.3943.14
- 09.3943.CZ
- 09.3943.18

20° MEDIUM

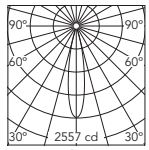

Luminous flux luminaire 364 lm

Beam Angle: 20°

h(m)	E(lx)	D(m)
1	2557	0.35
2	639	0.70
3	284	1.06
4	160	1.41
5	102	1.76

3000K
- 09.3842.40
- 09.3842.06*
- 09.3842.14
- 09.3842.CZ
- 09.3842.18

**Casambi integrated
- 09.3942.40
- 09.3942.06*
- 09.3942.14
- 09.3942.CZ
- 09.3942.18

20° MEDIUM

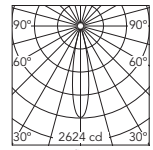

Luminous flux luminaire 373 lm

Beam Angle: 20°

h(m)	E(lx)	D(m)
1	2624	0.35
2	656	0.70
3	292	1.06
4	164	1.41
5	105	1.76

Atom 200 Designed By Piero Lissoni

Light Source: Power LED 10,5W - 1050 lm - 2700K/CRI 90 / 10,5W - 1150 lm - 3000K/CRI 90



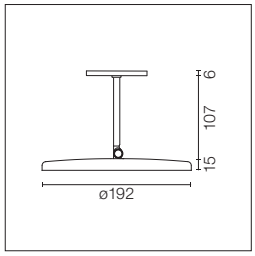

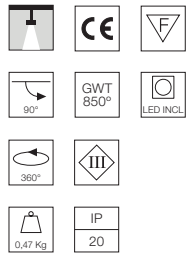

Allgemeines LED-Beleuchtungsmodul zum Einbau in das Zero Track-System.
Integrierter elektronischer Leistungswandler DC/DC. Modul geregelt durch 1-10V-Treiber, DALI oder Casambi, Broadcast-Modus. Dimmer nicht enthalten.
Für die individuelle Steuerung der Leuchten sind die integrierten Casambi-Versionen auszuwählen.
Nicht auf vertikalen Schienen montierbar.

LED general lighting module to be installed in the Zero Track system.
Incorporated DC/DC electronic converter. Module regulated via 1–10-V DALI or Casambi driver in broadcast mode. Dimmer not included.
To individually control the lights, select integrated Casambi versions.
Not suitable for vertical installations.

2700K
- 09.3851.40
- 09.3851.06
- 09.3851.14
- 09.3851.CZ
- 09.3851.18

**Casambi integrated
- 09.3951.40
- 09.3951.06
- 09.3951.14
- 09.3951.CZ
- 09.3951.18

110°

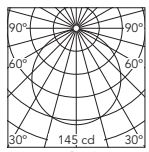

Luminous flux luminaire 395 lm

Beam Angle: 110°

h(m)	E(lx)	D(m)
1	145	2.86
2	36	5.73
3	16	8.59
4	9	11.45
5	6	14.32

3000K
- 09.3850.40
- 09.3850.06
- 09.3850.14
- 09.3850.CZ
- 09.3850.18

**Casambi integrated
- 09.3950.40
- 09.3950.06
- 09.3950.14
- 09.3950.CZ
- 09.3950.18

110°

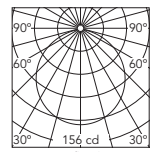

Luminous flux luminaire 424 lm

Beam Angle: 110°

h(m)	E(lx)	D(m)
1	156	2.86
2	39	5.73
3	17	8.59
4	10	11.45
5	6	14.32

* Für Chromoberflächen beträgt ihre Leistung 6W. / For chrome finishes their power is 6W.

** Die Steuerung bei den Casambi-Leuchten erfolgt direkt und individuell kabellos mittels App FLOS Control® powered by Casambi. Die restlichen Steuervorgänge erfolgen per Broadcast (alle Leuchten werden gleichzeitig gesteuert) / The control system with the Casambi version of light fixtures is directly and individually regulated wirelessly using the application FLOS Control® powered by Casambi. Other types of regulation are broadcast (all lights are regulated at the same time)..

Treiber / Drivers

1-10V Broadcast / Non Dimmable
Surface Installation

Endstromversorgung für die Oberflächeninstallation. Dimmbar durch 1 / 10V Protokoll oder No Dimable. Es kann nicht auf Wandschienen installiert werden. Dimmbereich 100–20 %.

Power supply surface end. Dimmable through 1/10V protocol or Non Dimmable. Cannot be installed on wall tracks. Dimming range 20-100%.



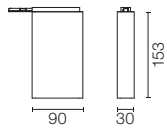

57W - 220/240V
06.2510.40
06.2510.06
06.2510.14
06.2510.CZ
06.2510.18

1-10V Broadcast / Non Dimmable
Surface Installation

Zwischenstromversorgung für die Oberflächenmontage. Dimmbar durch 1 / 10V Protokoll oder No Dimable. Es kann nicht auf Wandschienen installiert werden. Dimmbereich 100–20 %.

Power supply surface middle. Dimmable through 1/10V protocol or Non Dimmable. Cannot be installed on wall tracks. Dimming range 20-100%.



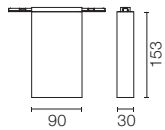

57W - 220/240V
06.2511.40
06.2511.06
06.2511.14
06.2511.CZ
06.2511.18

1-10V Broadcast / Non Dimmable
Remote Installation

Fernspeisung. Dimmbar durch 1 / 10V Protokoll oder No Dimable. Dimmbereich 100–20 %.

Remote power supply. Dimmable through 1/10V protocol or Non Dimmable. Dimming range 20-100%.



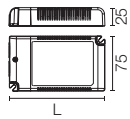

25W - 110/240V – L:110
60.9359
36W-110V / 45W-240V – L:120
60.9360
57W - 220/240V – L:130
60.9361

1-10V Broadcast / Non Dimmable
Remote Installation

Fernspeisung. Dimmbar durch 1/10V -Protokoll. Dimmbereich 100–20 %.

Remote power supply. Dimmable through 1/10V protocol. Dimming range 20-100%.



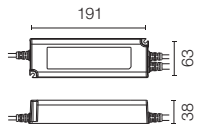

120W - 110*/240V
60.9416

*UL max 100W

DALI
Remote Installation

Fernspeisung. Dimmbar durch DALI-Protokoll.Dimmbereich 10-100 %.

Remote power supply. Dimmable throughDALIprotocol. Dimming range 10-100%.



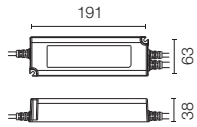

120W - 110*/240V
60.9426

*UL max 100W

Casambi
Remote Installation

Kontroller Casambi 220-240V. Benötigt 1-10V oder Dali-Treiber, separat bestellen. Dimmbereich 10-100 %.

Casambi controller 220-240V. Requires 1-10V or Dali driver. It must be ordered separately. Dimming range 10-100%.



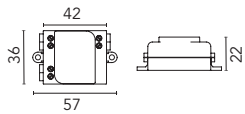

60.9392

Track Lenght (m)	% Driver Nominal Power
1	95
2	95
3	95
4	95
5	95
6	93
7	91
8	89
9	87
10	85

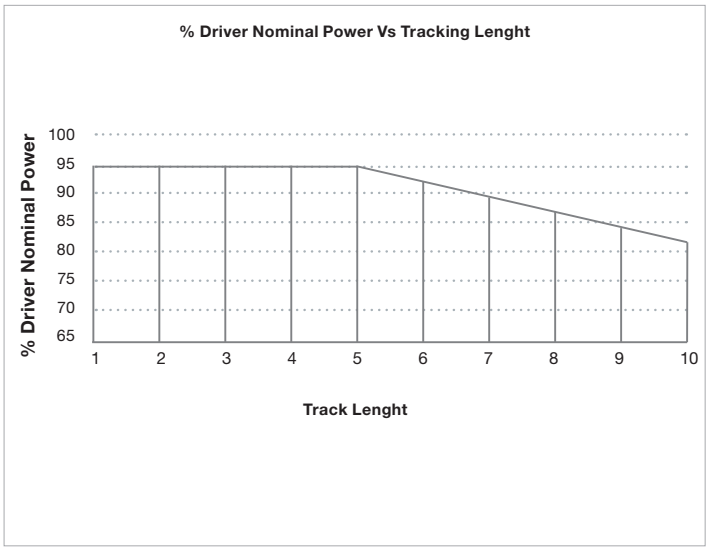

Example:
Ref. 60.9361: 57W / 4 m track
57W * 0,95 = 54,15W available

	W luminary	N° luminaries	W luminaries
Find Me 0	3,5	3	10,5
Find Me 1	5,5	0	0
Find Me 2	10,5	0	0
Atom 90	5,5	3	16,5
Atom 120	8	2	16
Atom 200	10,5	1	10,5
	Total system power: 53,5W		

Maximum cable lenght:
(driver to track): 5 m
Cable section: 2x1,5 mm²
Maximum track lenght: 10 m
Maximum power: 120W

NEW

Remote Driver Installations - Broadcast

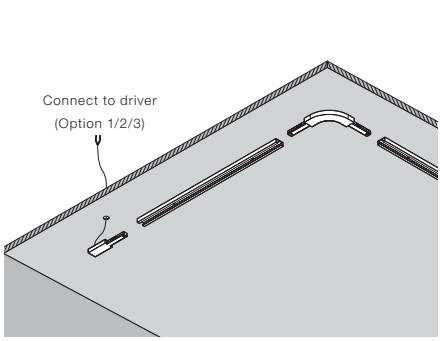

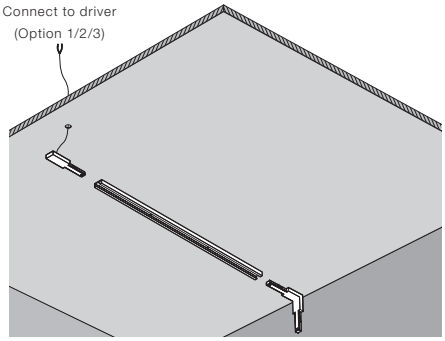

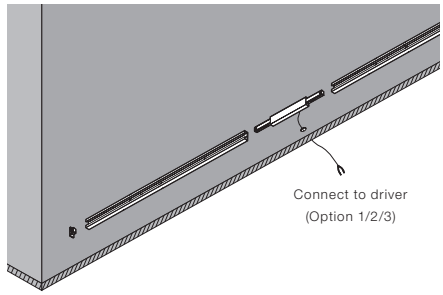

Driver Option 1
(DALI)

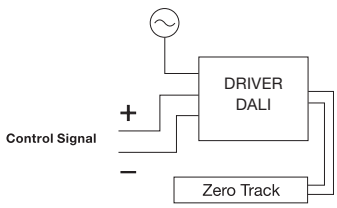

Driver Option 2
(1-10V)

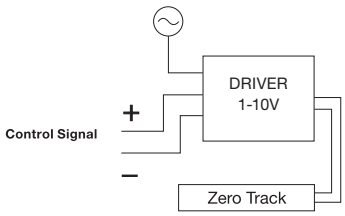

Driver Option 3
Casambi Interface (Broadcast)

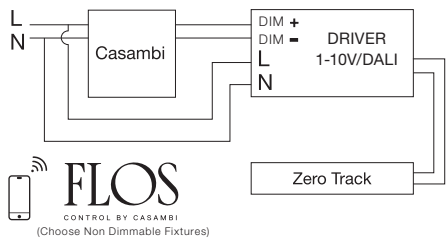

(Choose Non Dimmable Fixtures)

Surface Driver Installations - Broadcast

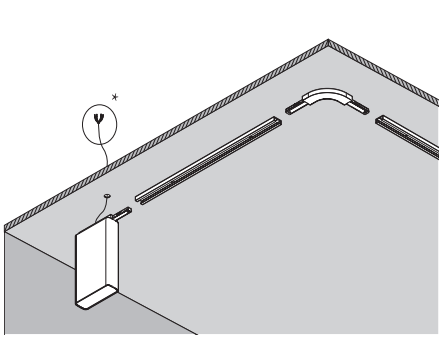

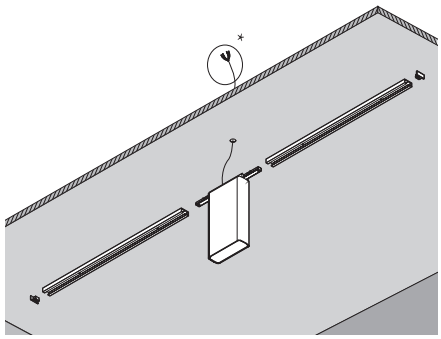

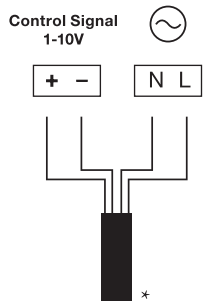

Individual Control Casambi Bluetooth

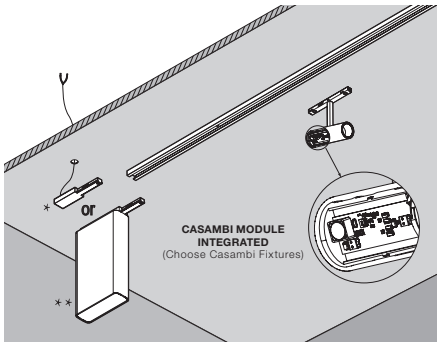



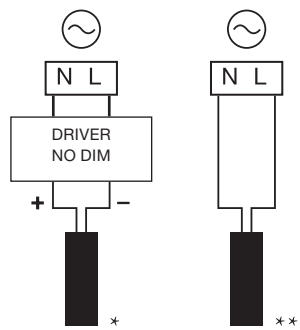

NEW

ZERO TRACK – EASY PACKS – FIND ME 1

Power supply surface end + 2m track + 2 spots (Find Me 1)



09.3880.40
09.3880.14

Power supply surface end + 2m track + 3 spots (Find Me 1)



09.3881.40
09.3881.14

Power supply surface middle + 2x1m track + 2 spots (Find Me 1)



09.3882.40
09.3882.14

Power supply surface middle + 2x1m track + 4 spots (Find Me 1)



09.3883.40
09.3883.14

Power supply surface end + 3m track + 3 spots (Find Me 1)



09.3884.40
09.3884.14

Power supply surface end + 3m track + 4 spots (Find Me 1)



09.3885.40
09.3885.14

Power supply surface end + 2x2m track + Intermediate connector + 4 spots (Find Me 1)



09.3886.40
09.3886.14

Power supply surface middle + 2x2m track + 4 spots (Find Me 1)



09.3887.40
09.3887.14

NEW

ZERO TRACK – EASY PACKS – FIND ME 1

COLOURS	MODEL	UNITS
Black/White	FINDME 1 ZERO TRACK POWER LED 2700K CRI90 SPOT 5.5W	2
Black/White	TRACK 2 MT SURF ZERO TRACK	1
Black/White	BLIND END ZERO TRACK	1
Black/White	POWER SUPPLY SURFACE END 57W 1-10V ZERO TRACK	1

Power supply surface end + 2m track + 2 spots (Find Me 1)

09.3880.40
09.3880.14

COLOURS	MODEL	UNITS
Black/White	FINDME 1 ZERO TRACK POWER LED 2700K CRI90 SPOT 5.5W	3
Black/White	TRACK 2m SURFACE ZERO TRACK	1
Black/White	BLIND END ZERO TRACK	1
Black/White	POWER SUPPLY SURFACE END 57W 1-10V ZERO TRACK	1

Power supply surface end + 2m track + 3 spots (Find Me 1)

09.3881.40
09.3881.14

COLOURS	MODEL	UNITS
Black/White	FINDME 1 ZERO TRACK POWER LED 2700K CRI90 SPOT 5.5W	2
Black/White	TRACK 1m SURFACE ZERO TRACK	2
Black/White	BLIND END ZERO TRACK	2
Black/White	POWER SUPPLY SURFACE MIDDLE 57W 1-10V ZERO TRACK	1

Power supply surface middle + 2x1m track + 2 spots (Find Me 1)

09.3882.40
09.3882.14

COLOURS	MODEL	UNITS
Black/White	FINDME 1 ZERO TRACK POWER LED 2700K CRI90 SPOT 5.5W	4
Black/White	TRACK 1m SURFACE ZERO TRACK	2
Black/White	BLIND END ZERO TRACK	2
Black/White	POWER SUPPLY SURFACE MIDDLE 57W 1-10V ZERO TRACK	1

Power supply surface middle + 2x1m track + 4 spots (Find Me 1)

09.3883.40
09.3883.14

COLOURS	MODEL	UNITS
Black/White	FINDME 1 ZERO TRACK POWER LED 2700K CRI90 SPOT 5.5W	3
Black/White	TRACK 3m SURFACE ZERO TRACK	1
Black/White	BLIND END ZERO TRACK	1
Black/White	POWER SUPPLY SURFACE END 57W 1-10V ZERO TRACK	1

Power supply surface end + 3m track + 3 spots (Find Me 1)

09.3884.40
09.3884.14

COLOURS	MODEL	UNITS
Black/White	FINDME 1 ZERO TRACK POWER LED 2700K CRI90 SPOT 5.5W	4
Black/White	TRACK 3m SURFACE ZERO TRACK	1
Black/White	BLIND END ZERO TRACK	1
Black/White	POWER SUPPLY SURFACE END 57W 1-10V ZERO TRACK	1

Power supply surface end + 3m track + 4 spots (Find Me 1)

09.3885.40
09.3885.14

COLOURS	MODEL	UNITS
Black/White	FINDME 1 ZERO TRACK POWER LED 2700K CRI90 SPOT 5.5W	4
Black/White	TRACK 2m SURFACE ZERO TRACK	2
Black/White	STRAIGHT CONNECTOR ZERO TRACK	1
Black/White	BLIND END ZERO TRACK	2
Black/White	POWER SUPPLY SURFACE END 57W 1-10V ZERO TRACK	1

Power supply surface end + 2x2m track + Intermediate connector + 4 spots (Find Me 1)

09.3886.40
09.3886.14

COLOURS	MODEL	UNITS
Black/White	FINDME 1 ZERO TRACK POWER LED 2700K CRI90 SPOT 5.5W	4
Black/White	TRACK 2m SURFACE ZERO TRACK	2
Black/White	BLIND END ZERO TRACK	2
Black/White	POWER SUPPLY SURFACE MIDDLE 57W 1-10V ZERO TRACK	1

Power supply surface middle + 2x2m track + 4 spots (Find Me 1)

09.3887.40
09.3887.14

NEW

ZERO TRACK – EASY PACKS – ATOM 120

Power supply surface end + 2m track + 2 spots (Atom 120)



09.3890.40
09.3890.14

Power supply surface end + 2m track + 3 spots (Atom 120)



09.3891.40
09.3891.14

Power supply surface middle + 2x1m track + 2 spots (Atom 120)



09.3892.40
09.3892.14

Power supply surface middle + 2x1m track + 4 spots (Atom 120)



09.3893.40
09.3893.14

Power supply surface end + 3m track + 3 spots (Atom 120)



09.3894.40
09.3894.14

Power supply surface end + 3m track + 4 spots (Atom 120)



09.3895.40
09.3895.14

Power supply surface end + 2x2m track + Intermediate connector + 4 spots (Atom 120)



09.3896.40
09.3896.14

Power supply surface middle + 2x2m track + 4 spots (Atom 120)



09.3897.40
09.3897.14

NEW

ZERO TRACK – EASY PACKS – ATOM 120

COLOURS	MODEL	UNITS
Black/White	ATOM 120 ZERO TRACK POWER LED CCT=2700K CRI>90 SPOT 8W	2
Black/White	TRACK 2m SURFACE ZERO TRACK	1
Black/White	BLIND END ZERO TRACK	1
Black/White	POWER SUPPLY SURFACE END 57W 1-10V ZERO TRACK	1

Power supply surface end + 2m track + 2 spots (Atom 120)

09.3890.40
09.3890.14

COLOURS	MODEL	UNITS
Black/White	ATOM 120 ZERO TRACK POWER LED CCT=2700K CRI>90 SPOT 8W	3
Black/White	TRACK 2m SURFACE ZERO TRACK	1
Black/White	BLIND END ZERO TRACK	1
Black/White	POWER SUPPLY SURFACE END 57W 1-10V ZERO TRACK	1

Power supply surface end + 2m track + 3 spots (Atom 120)

09.3891.40
09.3891.14

COLOURS	MODEL	UNITS
Black/White	ATOM 120 ZERO TRACK POWER LED CCT=2700K CRI>90 SPOT 8W	2
Black/White	TRACK 1m SURFACE ZERO TRACK	2
Black/White	BLIND END ZERO TRACK	2
Black/White	POWER SUPPLY SURFACE MIDDLE 57W 1-10V ZERO TRACK	1

Power supply surface middle + 2x1m track + 2 spots (Atom 120)

09.3892.40
09.3892.14

COLOURS	MODEL	UNITS
Black/White	ATOM 120 ZERO TRACK POWER LED CCT=2700K CRI>90 SPOT 8W	4
Black/White	TRACK 1m SURFACE ZERO TRACK	2
Black/White	BLIND END ZERO TRACK	2
Black/White	POWER SUPPLY SURFACE MIDDLE 57W 1-10V ZERO TRACK	1

Power supply surface middle + 2x1m track + 4 spots (Atom 120)

09.3893.40
09.3893.14

COLOURS	MODEL	UNITS
Black/White	ATOM 120 ZERO TRACK POWER LED CCT=2700K CRI>90 SPOT 8W	3
Black/White	TRACK 3m SURFACE ZERO TRACK	1
Black/White	BLIND END ZERO TRACK	1
Black/White	POWER SUPPLY SURFACE END 57W 1-10V ZERO TRACK	1

Power supply surface end + 3m track + 3 spots (Atom 120)

09.3894.40
09.3894.14

COLOURS	MODEL	UNITS
Black/White	ATOM 120 ZERO TRACK POWER LED CCT=2700K CRI>90 SPOT 8W	4
Black/White	TRACK 3m SURFACE ZERO TRACK	1
Black/White	BLIND END ZERO TRACK	1
Black/White	POWER SUPPLY SURFACE END 57W 1-10V ZERO TRACK	1

Power supply surface end + 3m track + 4 spots (Atom 120)

09.3895.40
09.3895.14

COLOURS	MODEL	UNITS
Black/White	ATOM 120 ZERO TRACK POWER LED CCT=2700K CRI>90 SPOT 8W	4
Black/White	TRACK 2m SURFACE ZERO TRACK	2
Black/White	STRAIGHT CONNECTOR ZERO TRACK	1
Black/White	BLIND END ZERO TRACK	2
Black/White	POWER SUPPLY SURFACE END 57W 1-10V ZERO TRACK	1

Power supply surface end + 2x2m track + Intermediate connector + 4 spots (Atom 120)

09.3896.40
09.3896.14

COLOURS	MODEL	UNITS
Black/White	ATOM 120 ZERO TRACK POWER LED CCT=2700K CRI>90 SPOT 8W	4
Black/White	TRACK 2m SURFACE ZERO TRACK	2
Black/White	BLIND END ZERO TRACK	2
Black/White	POWER SUPPLY SURFACE MIDDLE 57W 1-10V ZERO TRACK	1

Power supply surface middle + 2x2m track + 4 spots (Atom 120)

09.3897.40
09.3897.14

NEW

THE MICRO RUNNING MAGNET

DESIGNED BY FLOS ARCHITECTURAL

RECESSED SURFACE



Recessed Profiles ■ 14 Schwarz 14 Black

Surface Profiles □ 40 Weiss 40 White ■ 14 Schwarz 14 Black

LIGHT MODULES

NANO SPOT



LIGHT SOURCE
POWER LED
2W
165 lm
2700K/CRI 90
170 lm
3000K/CRI 90
185 lm
4000K/CRI 90
200 lm
5000K/CRI 90

MICRO SPOT



LIGHT SOURCE
POWER LED
3W
275 lm
2700K/CRI 90
295 lm
3000K/CRI 90
315 lm
4000K/CRI 90
335 lm
5000K/CRI 90

SPOT



LIGHT SOURCE
POWER LED
6W
545 lm
2700K/CRI 90
585 lm
3000K/CRI 90
625 lm
4000K/CRI 90
665 lm
5000K/CRI 90

LIGHT SHADOW SPOT



LIGHT SOURCE
POWER LED
3W
270 lm
2700K/CRI 90
285 lm
3000K/CRI 90
300 lm
4000K/CRI 90
320 lm
5000K/CRI 90

LIGHT STRIPE DIFFUSED



LIGHT STRIPE WALL-WASHER



LIGHT SOURCE
TOP LED
15W/m
1440 lm/m
2700K/CRI 90
1550 lm/m
3000K/CRI 90
1660 lm
4000K/CRI 90
1775 lm
5000K/CRI 90

NEW

Produktbeschreibung
Innovatives Programm ultra-miniaturisierter Strukturen in Einbau- oder Aufputzversionen. Dank einer magnetischen Befestigung mit einer Vielzahl an professionellen Beleuchtungslösungen kompatibel. Der Micro Running Magnet ist die ultimative Lösung zur Beleuchtung von Ausstellungen. Ein umfassendes und professionelles Programm, das neben geringen Abmessungen ein ausbalanciertes und attraktives Licht bietet, um jedes Objekt in 360° optimal hervorzuheben.
Die Quintessenz des integrierten Lichts, das dank eines nur 5 mm breiten Profils erzielt wird und das die vollständige Einbindung der Mikrovorrichtungen ermöglicht, die entworfen wurden, um mit der Struktur kombiniert zu werden, bis sie nahezu komplett verschwinden.
Die unglaublich geringe Größe des Profils, welches das Programm kennzeichnet, erhöht die Flexibilität des Lichts und unterstreicht seine Beziehung zur Architektur. Die Installation der Leuchtkörper erfolgt mittels einer Magnethalterung innerhalb des Profils für eine unübertroffene Benutzerfreundlichkeit.
Magnetische Befestigung der Leuchten, die auch eine Handhabung in heißem Zustand ermöglicht. Die Leuchtkörper können in eingeschaltetem Zustand bewegt werden, sodass jederzeit eine größere Flexibilität und Anpassungsfähigkeit der Konfiguration zu erzielen ist.
Sämtliche Konstruktionsprofile von Micro Running Magnet bestehen aus extrudiertem Aluminium in Schwarz und Weiß und sind mit elektrischen Schienen ausgestattet, die mit 24 V versorgt werden, auf denen die LED-Leuchten über ein magnetisches Befestigungssystem angebracht werden.
Komplettes Sortiment von Mikro-Projektoren, die mit unterschiedlicher Leistung und in verschiedenen Größen erhältlich sind. Sie alle enthalten professionell stabilisierte Mikrolinsen aus Acryl für eine maximale Kontrolle über die Leuchteffekte.

Steuerung
- DALI: Broadcast-Steuerung, alle Leuchten gleichzeitig.
- 1-10V: Broadcast-Fernsteuerung (Dimmen aller Leuchten einer Gruppe).
- CASAMBI: Broadcast-Steuerung mittels App für Tablet oder Smartphone (FLOS Control®).
Für Mobilgeräte ist eine APP erforderlich (erhältlich im Apple Store und auf Google Play).

Optisches System
Das Akzentbeleuchtungsmodul ist mit intensiver (spot lens) und extensiver Optik (medium, flood und wide flood) erhältlich.
Das lineare Beleuchtungsmodul mit direktem Licht für die Allgemein- und Wandbeleuchtung in unterschiedlichen Längen zwischen 300 mm und 1200 mm.

Einspeisung
Fern-Netzteil 24V nicht enthalten.

Zusatzinformationen
Der Micro Running Magnet ist ein mit 24 V gespeistes elektrisches System, das auf eine maximale Stromstärke von 5 A und 120 V begrenzt ist, um Überlastungen zu verhindern. Jedes Mal, wenn 120 W erreicht werden, muss die Verbindung über ein Einspeisungsprofil erneut erfolgen.
Schutzgrad IP20.
Auf normal entflammbaren Oberflächen einsetzbar.

Qualitätszeichen
Das Gerät entspricht der europäischen technischen Norm EN60598-1 und den entsprechenden Zusatzregelungen.

Description
Innovative program of ultra-miniaturized structures in recessed and surface versions. Compatible with a wide range of professional lighting solutions by means of magnetic fixing. The Micro Running Magnet is the ultimate solution for exhibition lighting. A complete and professional program that, in addition to its reduced dimensions, provides a balanced and attractive light to highlight each object in the best way and in 360º.
The quintessence of integrated light obtained thanks to a profile of only 5 mm that allows the total integration of micro-devices designed to be combined with the structure until they disappear almost completely.
The incredibly small profile size that characterizes the program enhances the light's flexibility and its relationship with the architecture. The light¬ing bodies are installed by means of a magnetic support inside the profile, providing an unparalleled ease of use.
Magnetic fixing of the luminaries, which allows hot handling. The lighting bodies can be moved when they are still on, achieving enormous flexibility and adaptability in the configuration at any time.
The profile of all The Running Magnet structural tracks is extruded aluminum, painted black or white, housing a graphite electric track fed at 24V, on which all magnetic luminaries are installed simply by insertion.
Complete range of micro-projectors available in various powers and sizes. They all include professional acrylic stabilized micro-lenses for a maximum control of lighting effects.

Control
- DALI: broadcasting remote control (dimming of all the luminaires in a single group).
- 1/10V: broadcasting remote control (dimming of all the luminaires in a single group).
- Casambi: broadcast control through a tablet or smartphone application (FLOS Control®).
App needed for mobile devices (available in Apple Store y Google Play).

Optic system
The accent light modules are available with intensive optics (spot lens) and extensive optics (medium, flood and wide flood lens).
Linear lighting modules with direct diffused or wall-washer light emission, available in different lengths from 300mm up to 1200mm.

Power Supply
Remote 24V power supply not included.

Additional Information
The Micro Running Magnet is a 24V electrical system limited to a maximum power current of 5A and 120W to avoid overloads. After every 120W make a new connection with a feed unit profile.
IP20 protection grade.
Suitable for installation on normally inflammable surfaces.

Compliance of Standards and Quality Marks
EN60598-1 European Technical Standards and anysubsequent additions

FLOS
CONTROL BY CASAMBI

Available on the App Store

GET IT ON Google Play

HOW TO ORDER

1 CHOOSE YOUR PROFILE AND LENGTH

RECESSED PROFILE



L: 1 / 1,5 / 2 / 2,5 / 3 m

SURFACE/SUSPENSION DOWN PROFILE



L: 1 / 1,5 / 2 / 2,5 / 3 m

2 COMPLETE WITH MOUNTING ACCESSORIES

Feed connector



Intermediate connector



Straight

End cap



90° Corner



Electrical / Mechanical joint

Inner corner



Electrical / Mechanical joint

Feed connector



Intermediate connector



Straight

End cap



90° Corner



Inner corner



3 SELECT POWER SUPPLY

Recessed installation
Remote power supply


or


25W / 45W / 75W — 120W

1/10V or Non Dimmable

(select the driver with the appropriate power according to the needs of your project)



120W

Dali


+ or +




25W / 45W / 75W — 120W

Casambi broadcast

(select the driver with the appropriate power according to the needs of your project)

Recessed installation
Remote power supply


or


25W / 45W / 75W — 120W

1/10V or Non Dimmable

(select the driver with the appropriate power according to the needs of your project)



120W

Dali


+ or +




25W / 45W / 75W — 120W

Casambi broadcast

(select the driver with the appropriate power according to the needs of your project)

4 SELECT A LIGHT MODULE

Light Stripe Diffused



L: 3 m / 6 m / 9 m / 12 m



General lighting

Light Stripe Wall-Washer



L: 3 m / 6 m / 9 m / 12 m



Wall-Washer

Nano Spot





M/F

Micro Spot





S/M

Spot





S/M

Light Shadow Spot





S/M/F/WF

NEW

THE MICRO RUNNING MAGNET RECESSED — PROFILES

Profile

Sehr kompaktes elektromechanisches Profil für den Einbau in Gipskartondecken und -wänden in Längen von 1 bis 3 m erhältlich.
Befestigungszubehör im Lieferumfang der Profile enthalten.
90°-Ecken auf derselben Ebene verfügbar (symmetrisches Element für die linke und rechte Ecke).

Profiles

Electromechanical profile of reduced size for recessed installation in plasterboard ceilings/walls with lengths from 1 to 3 m.
Fastening accessories included with the profiles.
90° corners available in the same plane (symmetrical element for left and right corners).

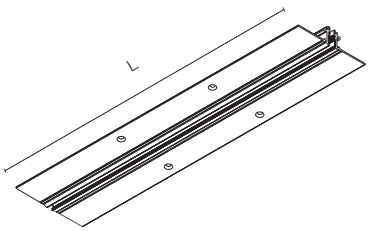

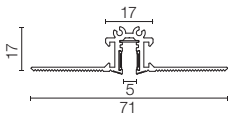

Feed Unit Profiles

L: 1000 mm
06.6000.14
L: 1500 mm
06.6001.14
L: 2000 mm
06.6002.14
L: 2500 mm
06.6003.14
L: 3000 mm
06.6004.14

L: 1 m / 1,5 m / 2m / 2,5m / 3 m

90° Winkel.	90° Corner.		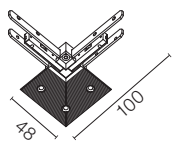	06.6030.14
Innenwinkel.	Inner corner.		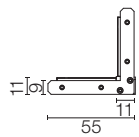	06.6032.14
Versorgungsanschluss. 2 m Kabel enthalten.	Feed connector. 2m cable included.		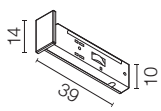	06.6034.14
Mittlerer Verbinder.	Intermediate connector.		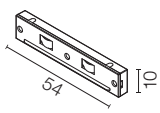	06.6035.14
Endkappe. Set mit 1 Einheit.	End cap. 1 unit kit.			06.6036.14

NEW

Profile

Sehr kompaktes elektromechanisches Profil für die Oberflächenmontage (Decke oder Wand) in Längen von 1 bis 3 m erhältlich.
Befestigungszubehör im Lieferumfang der Profile enthalten.
90°-Ecken auf derselben Ebene verfügbar (symmetrisches Element für die linke und rechte Ecke).
Die Innenseite des Profils wird immer in Schwarz geliefert.

Profiles

Electromechanical profile of reduced size for installation on surfaces (ceiling or wall) with lengths from 1 to 3 m.
Fastening accessories included with the profiles.
90° corners available in the same plane (symmetrical element for left and right corners).
The inner part of the profile is always supplied in black.

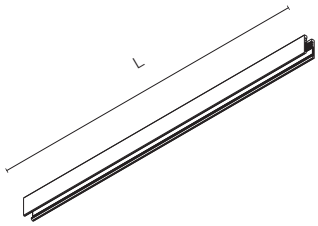



L: 1 m / 1,5 m / 2m / 2,5m / 3 m

Feed Unit Profiles

L: 1000 mm
06.6010.40
06.6010.14
L: 1500 mm
06.6011.40
06.6011.14
L: 2000 mm
06.6012.40
06.6012.14
L: 2500 mm
06.6013.40
06.6013.14
L: 3000 mm
06.6014.40
06.6014.14

90° Winkel.	90° Corner.		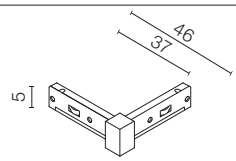	06.6031.40 06.6031.14
Innenwinkel.	Inner corner.		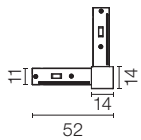	06.6033.40 06.6033.14
Versorgungsanschluss.	Feed connector.		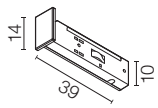	06.6034.40 06.6034.14
Mittlerer Verbinder.	Intermediate connector.		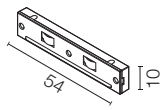	06.6035.14
Endkappe. Set mit 1 Einheit.	End cap. 1 unit kit.			06.6036.40 06.6036.14

NEW

THE MICRO RUNNING MAGNET — INSTALLATION PROFILES

SURFACE INSTALLATION

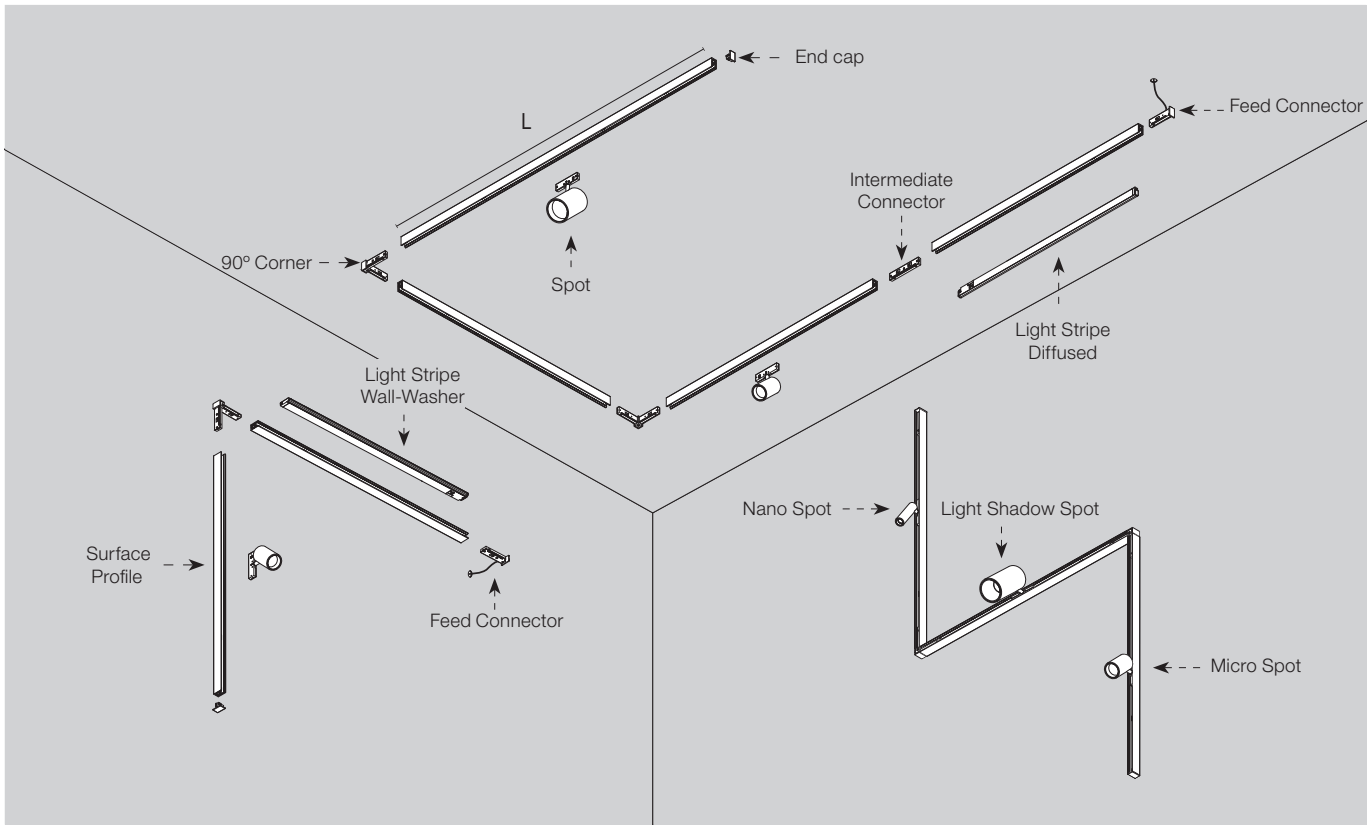

RECESSED INSTALLATION

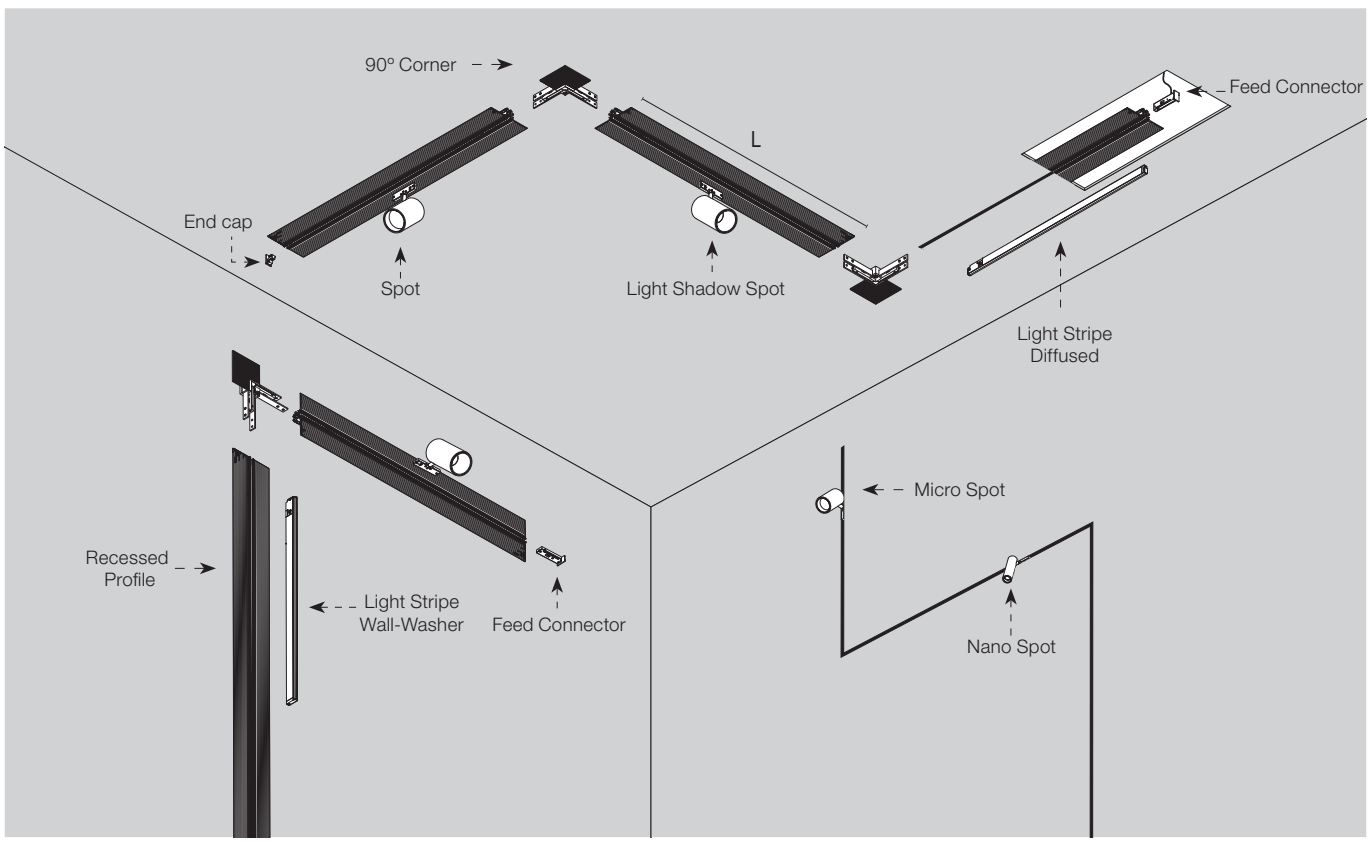

NEW

• Kann ich die Profile schneiden?
Ja. Die Profile können an jeder Stelle geschnitten und die elektrische Verbindung über den Zwischenstecker fortgesetzt werden.

• Can I cut the profiles?
Yes. The profiles can be cut at any point and the electrical connection continued using the intermediate connector.

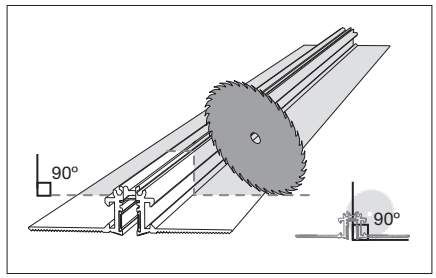

• Kann ich an den Ecken einen Scheinwerfer platzieren?
Nein. Die Eckstücke weisen kein freies Loch für die Unterbringung von Scheinwerfern auf. Die Ecke enthält den elektrischen Anschluss als Zwischenstecker.

• Can I place a spotlight at the corners?
No. The corner pieces do not have a free hole to house the spotlights. The corner contains the electrical connection as an intermediate connector.

• Kann ich die Leuchten einzeln dimmen?
Nein. Mit den empfohlenen Geräten können sie eingestellt werden, allerdings nicht einzeln.

• Can I dim the luminaires individually?
No. By using the recommended equipment, they can be adjusted, but all at once.

• Was ist die maximale Länge, die mit einem Netzteil an einer Struktur versorgt werden kann?
Die maximale Länge eines Profils, das mit einem Netzteil versorgt werden kann, beträgt 10 Meter.

• What is the maximum length that can be powered with one power supply on a structure?
The maximum length of a profile that can be powered with one power source is 10 metres.

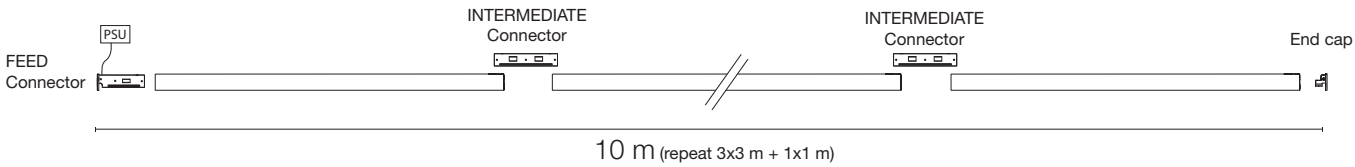

• Kann ich eine Struktur über eine Ecke oder einen Zwischenstecker mit Strom versorgen?
Nein. Die Ecken und der Zwischenstecker dieses Systems können nicht mit Strom versorgt werden.

• Can I power a structure from a corner or intermediate connector?
No. The corners and intermediate connector of this system cannot be powered.

Light Stripe Diffused

Light Source: Top LED 15W/m - 1440 lm/m - 2700K/CRI 90 / 15W/m - 1550 lm/m - 3000K/CRI 90 / 15W/m - 1660 lm/m - 4000K/CRI 90 / 15W/m -1775 lm/m - 5000K/CRI 90



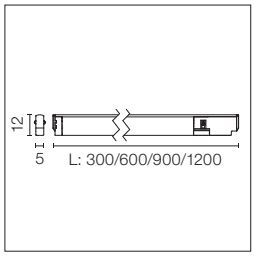

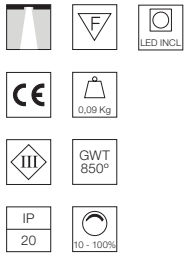

LED-Beleuchtungsmodul mit diffusem Licht für die Installation im System The Micro Running Magnet. Elektronischer DC/DC-Wandler enthalten.

Diffused LED light module to be installed in The Micro Running Magnet System. Built-in DC/DC electronic voltage converter.

2700K
L: 300 mm
03.2260.14

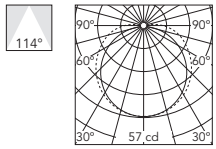

Luminous flux luminaire 205 lm

Beam Angle: 114°		
h(m)	E(lx)	D(m)
1	57	3.11
2	14	6.21
3	6	9.32
4	4	12.43
5	2	15.53

3000K
L: 300 mm
03.2261.14

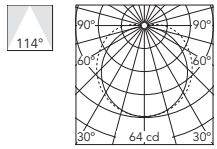

Luminous flux luminaire 230 lm

Beam Angle: 114°		
h(m)	E(lx)	D(m)
1	64	3.11
2	16	6.21
3	7	9.32
4	4	12.43
5	3	15.53

2700K
L: 600 mm
03.2264.14

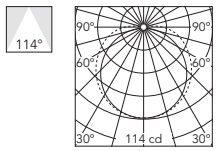

Luminous flux luminaire 411 lm

Beam Angle: 114°		
h(m)	E(lx)	D(m)
1	114	3.11
2	29	6.21
3	13	9.32
4	7	12.43
5	5	15.53

3000K
L: 600 mm
03.2265.14

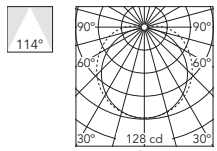

Luminous flux luminaire 460 lm

Beam Angle: 114°		
h(m)	E(lx)	D(m)
1	128	3.11
2	32	6.21
3	14	9.32
4	8	12.43
5	5	15.53

2700K
L: 900 mm
03.2268.14

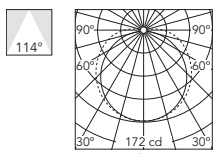

Luminous flux luminaire 616 lm

Beam Angle: 114°		
h(m)	E(lx)	D(m)
1	172	3.11
2	43	6.21
3	19	9.32
4	11	12.43
5	7	15.53

3000K
L: 900 mm
03.2269.14

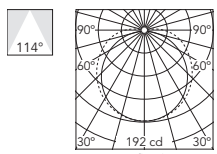

Luminous flux luminaire 689 lm

Beam Angle: 114°		
h(m)	E(lx)	D(m)
1	192	3.11
2	48	6.21
3	21	9.32
4	12	12.43
5	8	15.53

2700K
L: 1200 mm
03.2272.14

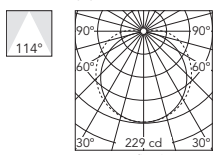

Luminous flux luminaire 821 lm

Beam Angle: 114°		
h(m)	E(lx)	D(m)
1	229	3.11
2	57	6.21
3	25	9.32
4	14	12.43
5	9	15.53

3000K
L: 1200 mm
03.2273.14

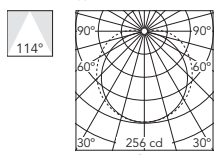

Luminous flux luminaire 919 lm

Beam Angle: 114°		
h(m)	E(lx)	D(m)
1	256	3.11
2	64	6.21
3	28	9.32
4	16	12.43
5	10	15.53

4000K
L: 300 mm
03.2262.14

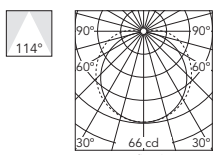

Luminous flux luminaire 237 lm

Beam Angle: 114°		
h(m)	E(lx)	D(m)
1	66	3.11
2	16	6.21
3	7	9.32
4	4	12.43
5	3	15.53

5000K
L: 300 mm
03.2263.14

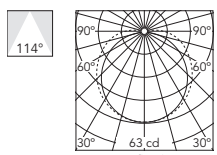

Luminous flux luminaire 226 lm

Beam Angle: 114°		
h(m)	E(lx)	D(m)
1	63	3.11
2	16	6.21
3	7	9.32
4	4	12.43
5	3	15.53

4000K
L: 600 mm
03.2266.14

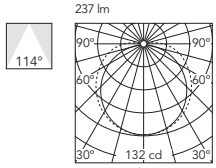

Luminous flux luminaire 473 lm

Beam Angle: 114°		
h(m)	E(lx)	D(m)
1	132	3.11
2	33	6.21
3	15	9.32
4	8	12.43
5	5	15.53

5000K
L: 600 mm
03.2267.14

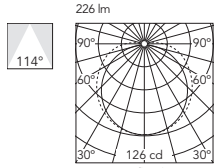

Luminous flux luminaire 452 lm

Beam Angle: 114°		
h(m)	E(lx)	D(m)
1	126	3.11
2	31	6.21
3	14	9.32
4	8	12.43
5	5	15.53

4000K
L: 900 mm
03.2270.14

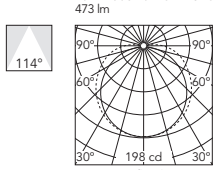

Luminous flux luminaire 710 lm

Beam Angle: 114°		
h(m)	E(lx)	D(m)
1	198	3.11
2	49	6.21
3	22	9.32
4	12	12.43
5	8	15.53

5000K
L: 900 mm
03.2271.14

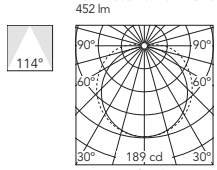

Luminous flux luminaire 678 lm

Beam Angle: 114°		
h(m)	E(lx)	D(m)
1	189	3.11
2	47	6.21
3	21	9.32
4	12	12.43
5	8	15.53

4000K
L: 1200 mm
03.2274.14

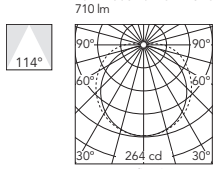

Luminous flux luminaire 947 lm

Beam Angle: 114°		
h(m)	E(lx)	D(m)
1	264	3.11
2	66	6.21
3	29	9.32
4	16	12.43
5	11	15.53

5000K
L: 1200 mm
03.2275.14

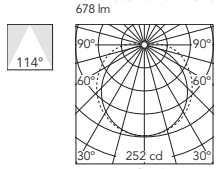

Luminous flux luminaire 904 lm

Beam Angle: 114°		
h(m)	E(lx)	D(m)
1	252	3.11
2	63	6.21
3	28	9.32
4	16	12.43
5	10	15.53

NEW

Light Stripe Wall-Washer

Light Source: Top LED 15W/m - 1440 lm/m - 2700K/CRI 90 / 15W/m - 1550 lm/m - 3000K/CRI 90 / 15W/m - 1660 lm/m - 4000K/CRI 90 / 15W/m -1775 lm/m - 5000K/CRI 90



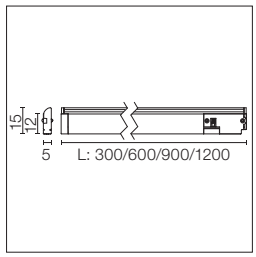

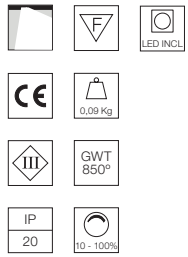

Asymmetrisches LED-Beleuchtungsmodul für Wall-Washer für die Installation im System The Micro Running Magnet. Elektronischer DC/DC-Wandler enthalten.

Asymmetric wall-washer LED light module to be installed in The Micro Running Magnet System. Built-in DC/DC electronic voltage converter.

2700K
L: 300 mm
03.2280.14

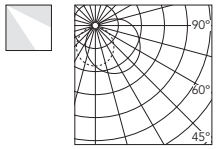

Luminous flux luminaire
185 lm

3000K
L: 300 mm
03.2281.14

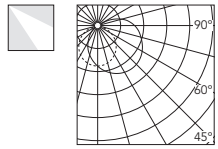

Luminous flux luminaire
207 lm

2700K
L: 600 mm
03.2284.14

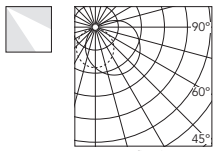

Luminous flux luminaire
370 lm

3000K
L: 600 mm
03.2285.14

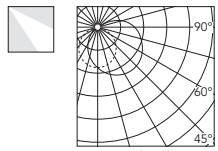

Luminous flux luminaire
414 lm

2700K
L: 900 mm
03.2288.14

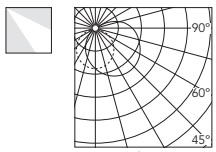

Luminous flux luminaire
555 lm

3000K
L: 900 mm
03.2289.14

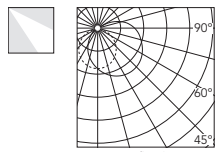

Luminous flux luminaire
621 lm

2700K
L: 1200 mm
03.2292.14

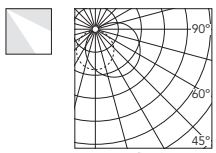

Luminous flux luminaire
740 lm

3000K
L: 1200 mm
03.2293.14

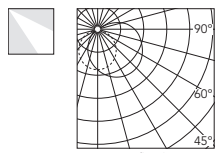

Luminous flux luminaire
829 lm

4000K
L: 300 mm
03.2282.14

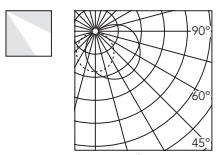

Luminous flux luminaire
213 lm

5000K
L: 300 mm
03.2283.14

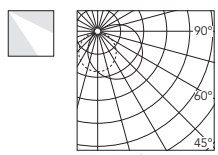

Luminous flux luminaire
204 lm

4000K
L: 600 mm
03.2286.14

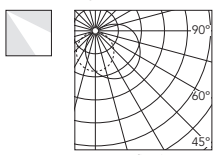

Luminous flux luminaire
427 lm

5000K
L: 600 mm
03.2287.14

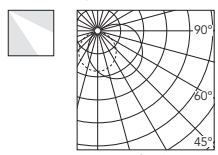

Luminous flux luminaire
408 lm

4000K
L: 900 mm
03.2290.14

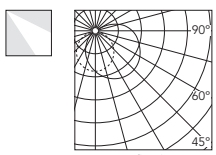

Luminous flux luminaire
640 lm

5000K
L: 900 mm
03.2291.14

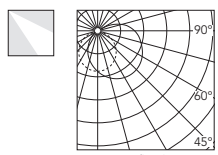

Luminous flux luminaire
611 lm

4000K
L: 1200 mm
03.2294.14

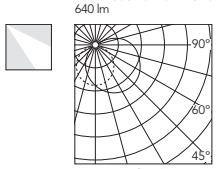

Luminous flux luminaire
853 lm

5000K
L: 1200 mm
03.2295.14

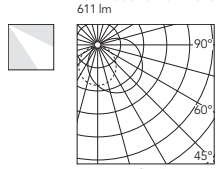

Luminous flux luminaire
815 lm

Nano Spot

Light Source: Power LED 2W - 165 lm - 2700K/CRI 90 / 2W - 170 lm - 3000K/CRI 90 / 2W - 185 lm - 4000K/CRI 90 / 2W -200 lm - 5000K/CRI 90



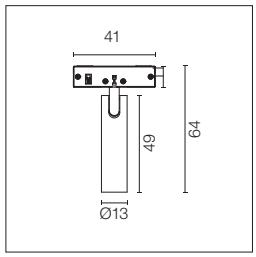

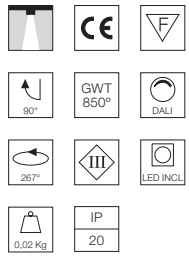

LED-Modul für Akzentbeleuchtung zur Installation in das System The Running Magnet. Elektronischer DC/DC-Wandler enthalten.

Accent lighting LED module to be installed in The Running Magnet System. Built-in DC/DC electronic voltage converter.

Optic Medium

2700K
03.2210.40
03.2210.14



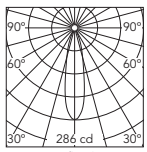

Luminous flux luminaire
73 lm

Beam Angle:	23°
h(m)	E(lx) D(m)
1	286 0.41
2	72 0.83
3	32 1.24
4	18 1.65
5	11 2.06

3000K
03.2211.40
03.2211.14



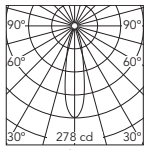

Luminous flux luminaire
70 lm

Beam Angle:	23°
h(m)	E(lx) D(m)
1	278 0.41
2	69 0.83
3	31 1.24
4	17 1.65
5	11 2.06

4000K
03.2212.40
03.2212.14



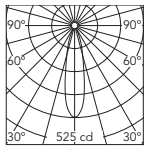

Luminous flux luminaire
133 lm

Beam Angle:	23°
h(m)	E(lx) D(m)
1	525 0.41
2	131 0.83
3	58 1.24
4	33 1.65
5	21 2.06

5000K
03.2213.40
03.2213.14



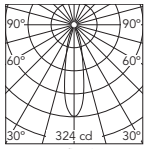

Luminous flux luminaire
82 lm

Beam Angle:	23°
h(m)	E(lx) D(m)
1	324 0.41
2	81 0.83
3	36 1.24
4	20 1.65
5	13 2.06

Optic Flood

2700K
03.2215.40
03.2215.14



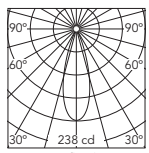

Luminous flux luminaire
77 lm

Beam Angle:	32°
h(m)	E(lx) D(m)
1	238 0.57
2	60 1.15
3	26 1.72
4	15 2.29
5	10 2.87

3000K
03.2216.40
03.2216.14



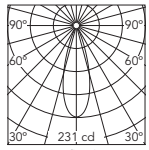

Luminous flux luminaire
75 lm

Beam Angle:	32°
h(m)	E(lx) D(m)
1	231 0.57
2	58 1.15
3	26 1.72
4	14 2.29
5	9 2.87

4000K
03.2217.40
03.2217.14



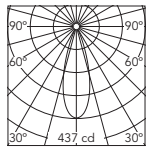

Luminous flux luminaire
142 lm

Beam Angle:	32°
h(m)	E(lx) D(m)
1	437 0.57
2	109 1.15
3	49 1.72
4	27 2.29
5	17 2.87

5000K
03.2218.40
03.2218.14



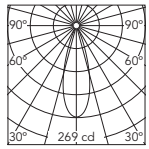

Luminous flux luminaire
87 lm

Beam Angle:	32°
h(m)	E(lx) D(m)
1	269 0.57
2	67 1.15
3	30 1.72
4	17 2.29
5	11 2.87

NEW

Micro Spot

Light Source: Power LED 3W - 275 lm - 2700K/CRI 90 / 3W - 295 lm - 3000K/CRI 90 / 3W - 315 lm - 4000K/CRI 90 / 3W - 335 lm - 5000K/CRI 90



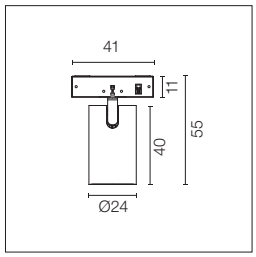

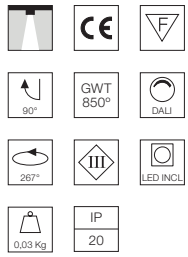

LED-Modul für Akzentbeleuchtung zur Installation in das System The Running Magnet. Elektronischer DC/DC-Wandler enthalten.

Honeycomb zubehör erhältlich. À commander séparément.

Accent lighting LED module to be installed in The Running Magnet System. Built-in DC/DC electronic voltage converter.

Honeycomb accessory available. Must be ordered separately.

Optic Spot

2700K
03.2300.40
03.2300.14

16° SPOT

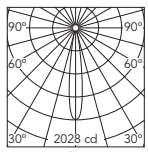

Luminous flux luminaire 216 lm

Beam Angle:	16°
h(m)	E(lx) D(m)
1	2028 0.27
2	507 0.54
3	225 0.82
4	127 1.09
5	81 1.36

3000K
03.2301.40
03.2301.14

16° SPOT

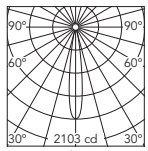

Luminous flux luminaire 224 lm

Beam Angle:	16°
h(m)	E(lx) D(m)
1	2103 0.27
2	526 0.54
3	234 0.82
4	131 1.09
5	84 1.36

4000K
03.2302.40
03.2302.14

16° SPOT

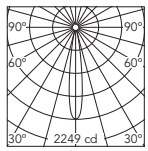

Luminous flux luminaire 240 lm

Beam Angle:	16°
h(m)	E(lx) D(m)
1	2249 0.27
2	562 0.54
3	250 0.82
4	141 1.09
5	90 1.36

5000K
03.2303.40
03.2303.14

16° SPOT

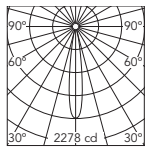

Luminous flux luminaire 243 lm

Beam Angle:	16°
h(m)	E(lx) D(m)
1	2278 0.27
2	570 0.54
3	253 0.82
4	142 1.09
5	91 1.36

Optic Flood

2700K
03.2225.40
03.2225.14

30° FLOOD

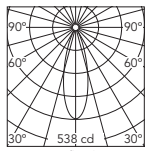

Luminous flux luminaire 183 lm

Beam Angle:	30°
h(m)	E(lx) D(m)
1	538 0.54
2	134 1.09
3	60 1.63
4	34 2.17
5	22 2.72

3000K
03.2226.40
03.2226.14

30° FLOOD

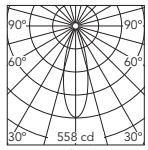

Luminous flux luminaire 189 lm

Beam Angle:	30°
h(m)	E(lx) D(m)
1	558 0.54
2	139 1.09
3	62 1.63
4	35 2.17
5	22 2.72

4000K
03.2227.40
03.2227.14

30° FLOOD

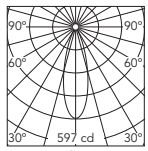

Luminous flux luminaire 203 lm

Beam Angle:	30°
h(m)	E(lx) D(m)
1	597 0.54
2	149 1.09
3	66 1.63
4	37 2.17
5	24 2.72

5000K
03.2228.40
03.2228.14

30° FLOOD

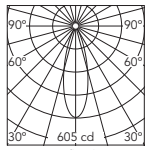

Luminous flux luminaire 205 lm

Beam Angle:	30°
h(m)	E(lx) D(m)
1	605 0.54
2	151 1.09
3	67 1.63
4	38 2.17
5	24 2.72

Optic Medium

2700K
03.2220.40
03.2220.14

29° MEDIUM

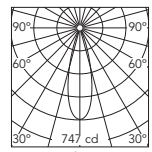

Luminous flux luminaire 200 lm

Beam Angle:	29°
h(m)	E(lx) D(m)
1	747 0.51
2	187 1.02
3	83 1.54
4	47 2.05
5	30 2.56

3000K
03.2221.40
03.2221.14

29° MEDIUM

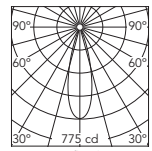

Luminous flux luminaire 207 lm

Beam Angle:	29°
h(m)	E(lx) D(m)
1	775 0.51
2	194 1.02
3	86 1.54
4	48 2.05
5	31 2.56

4000K
03.2222.40
03.2222.14

29° MEDIUM

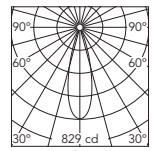

Luminous flux luminaire 221 lm

Beam Angle:	29°
h(m)	E(lx) D(m)
1	829 0.51
2	207 1.02
3	92 1.54
4	52 2.05
5	33 2.56

5000K
03.2223.40
03.2223.14

29° MEDIUM

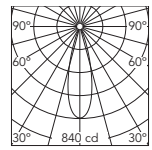

Luminous flux luminaire 224 lm

Beam Angle:	29°
h(m)	E(lx) D(m)
1	840 0.51
2	210 1.02
3	93 1.54
4	52 2.05
5	34 2.56

Spot

Light Source: Power LED 6W - 545 lm - 2700K/CRI 90 / 6W - 585 lm - 3000K/CRI 90 / 6W - 625 lm - 4000K/CRI 90 / 6W - 665 lm - 5000K/CRI 90



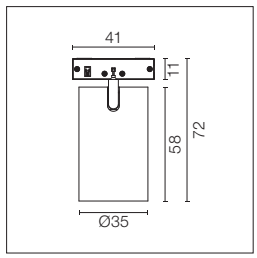

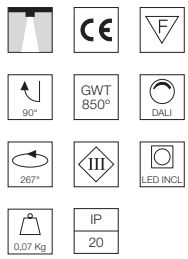

LED-Modul für Akzentbeleuchtung zur Installation in das System The Running Magnet. Elektronischer DC/DC-Wandler enthalten.

Honeycomb zubehör erhältlich. À commander séparément.

Accent lighting LED module to be installed in The Running Magnet System. Built-in DC/DC electronic voltage converter.

Honeycomb accessory available. Must be ordered separately.

Optic Spot

2700K
03.2230.40
03.2230.14

13° SPOT

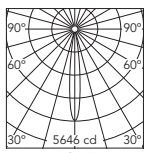

Luminous flux luminaire 340 lm

Beam Angle:	13°
h(m)	E(lx) D(m)
1	5646 0.23
2	1411 0.45
3	627 0.68
4	353 0.90
5	226 1.13

3000K
03.2231.40
03.2231.14

13° SPOT

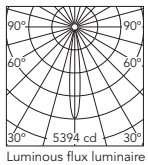

Luminous flux luminaire 324 lm

Beam Angle:	13°
h(m)	E(lx) D(m)
1	5394 0.23
2	1349 0.45
3	599 0.68
4	337 0.90
5	216 1.13

4000K
03.2232.40
03.2232.14

13° SPOT

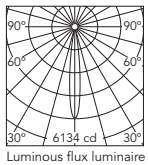

Luminous flux luminaire 369 lm

Beam Angle:	13°
h(m)	E(lx) D(m)
1	6134 0.23
2	1534 0.45
3	682 0.68
4	383 0.90
5	245 1.13

5000K
03.2233.40
03.2233.14

13° SPOT

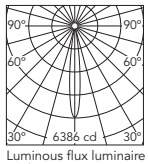

Luminous flux luminaire 384 lm

Beam Angle:	13°
h(m)	E(lx) D(m)
1	6386 0.23
2	1597 0.45
3	710 0.68
4	399 0.90
5	255 1.13

Optic Medium

2700K
03.2235.40
03.2235.14

20° MEDIUM

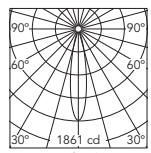

Luminous flux luminaire 315 lm

Beam Angle:	20°
h(m)	E(lx) D(m)
1	1861 0.35
2	465 0.71
3	207 1.06
4	116 1.41
5	74 1.77

3000K
03.2236.40
03.2236.14

20° MEDIUM

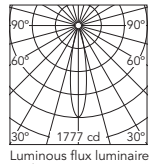

Luminous flux luminaire 301 lm

Beam Angle:	20°
h(m)	E(lx) D(m)
1	1777 0.35
2	444 0.71
3	197 1.06
4	111 1.41
5	71 1.77

4000K
03.2237.40
03.2237.14

20° MEDIUM

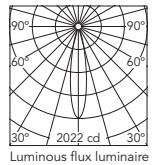

Luminous flux luminaire 342 lm

Beam Angle:	20°
h(m)	E(lx) D(m)
1	2022 0.35
2	505 0.71
3	225 1.06
4	126 1.41
5	81 1.77

5000K
03.2238.40
03.2238.14

20° MEDIUM

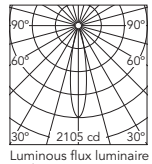

Luminous flux luminaire 356 lm

Beam Angle:	20°
h(m)	E(lx) D(m)
1	2105 0.35
2	526 0.71
3	234 1.06
4	132 1.41
5	84 1.77

NEW

Light Shadow Spot

Light Source: Power LED 3W - 270 lm - 2700K/CRI 90 / 3W - 285 lm - 3000K/CRI 90 / 3W - 300 lm - 4000K/CRI 90 / 3W - 320 lm - 5000K/CRI 90



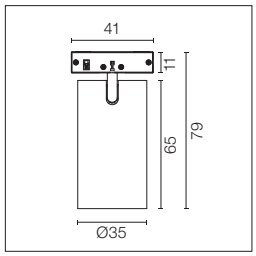

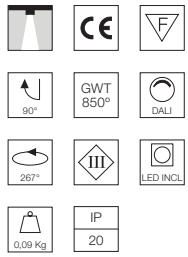

LED-Modul für Akzentbeleuchtung zur Installation in das System The Running Magnet. Elektronischer DC/DC-Wandler enthalten.

Accent lighting LED module to be installed in The Running Magnet System. Built-in DC/DC electronic voltage converter.

Optic Spot

2700K
03.2240.40
03.2240.14

12° SPOT

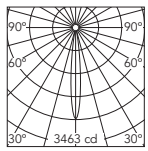

Luminous flux luminaire 203 lm

Beam Angle:	12°
h(m)	E(lx)	D(m)
1	3463	0.21
2	866	0.42
3	385	0.63
4	216	0.84
5	139	1.05

3000K
03.2241.40
03.2241.14

12° SPOT

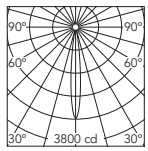

Luminous flux luminaire 223 lm

Beam Angle:	12°
h(m)	E(lx)	D(m)
1	3800	0.21
2	950	0.42
3	422	0.63
4	237	0.84
5	152	1.05

4000K
03.2242.40
03.2242.14

12° SPOT

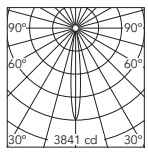

Luminous flux luminaire 225 lm

Beam Angle:	12°
h(m)	E(lx)	D(m)
1	3841	0.21
2	960	0.42
3	427	0.63
4	240	0.84
5	154	1.05

5000K
03.2243.40
03.2243.14

12° SPOT

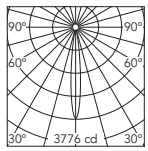

Luminous flux luminaire 221 lm

Beam Angle:	12°
h(m)	E(lx)	D(m)
1	3776	0.21
2	944	0.42
3	420	0.63
4	236	0.84
5	151	1.05

Optic Medium

2700K
03.2245.40
03.2245.14

23° MEDIUM

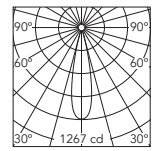

Luminous flux luminaire 191 lm

Beam Angle:	23°
h(m)	E(lx)	D(m)
1	1267	0.40
2	317	0.80
3	141	1.20
4	79	1.60
5	51	2.00

3000K
03.2246.40
03.2246.14

23° MEDIUM

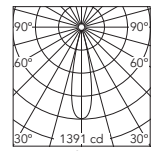

Luminous flux luminaire 210 lm

Beam Angle:	23°
h(m)	E(lx)	D(m)
1	1391	0.40
2	348	0.80
3	155	1.20
4	87	1.60
5	56	2.00

4000K
03.2247.40
03.2247.14

23° MEDIUM

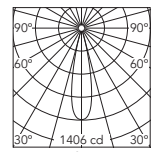

Luminous flux luminaire 212 lm

Beam Angle:	23°
h(m)	E(lx)	D(m)
1	1406	0.40
2	351	0.80
3	156	1.20
4	88	1.60
5	56	2.00

5000K
03.2248.40
03.2248.14

23° MEDIUM

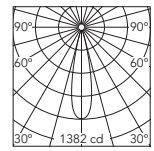

Luminous flux luminaire 209 lm

Beam Angle:	23°
h(m)	E(lx)	D(m)
1	1382	0.40
2	345	0.80
3	154	1.20
4	86	1.60
5	55	2.00

Optic Flood

2700K
03.2250.40
03.2250.14

29° FLOOD

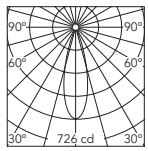

Luminous flux luminaire 186 lm

Beam Angle:	29°
h(m)	E(lx)	D(m)
1	726	0.51
2	182	1.03
3	81	1.54
4	45	2.05
5	29	2.57

3000K
03.2251.40
03.2251.14

29° FLOOD

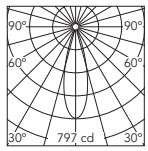

Luminous flux luminaire 204 lm

Beam Angle:	29°
h(m)	E(lx)	D(m)
1	797	0.51
2	199	1.03
3	89	1.54
4	50	2.05
5	32	2.57

4000K
03.2252.40
03.2252.14

29° FLOOD

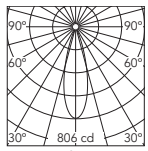

Luminous flux luminaire 206 lm

Beam Angle:	29°
h(m)	E(lx)	D(m)
1	806	0.51
2	201	1.03
3	90	1.54
4	50	2.05
5	32	2.57

5000K
03.2253.40
03.2253.14

29° FLOOD

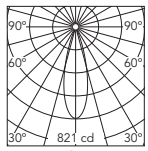

Luminous flux luminaire 210 lm

Beam Angle:	29°
h(m)	E(lx)	D(m)
1	821	0.51
2	205	1.03
3	91	1.54
4	51	2.05
5	33	2.57

Optic Wide Flood

2700K
03.2255.40
03.2255.14

42° WIDE FLOOD

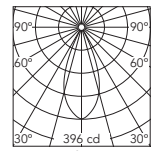

Luminous flux luminaire 175 lm

Beam Angle:	42°
h(m)	E(lx)	D(m)
1	396	0.77
2	99	1.53
3	44	2.30
4	25	3.07
5	16	3.83

3000K
03.2256.40
03.2256.14

42° WIDE FLOOD

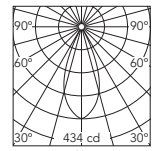

Luminous flux luminaire 192 lm

Beam Angle:	42°
h(m)	E(lx)	D(m)
1	434	0.77
2	108	1.53
3	48	2.30
4	27	3.07
5	17	3.83

4000K
03.2257.40
03.2257.14

42° WIDE FLOOD

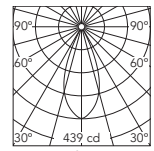

Luminous flux luminaire 194 lm

Beam Angle:	42°
h(m)	E(lx)	D(m)
1	439	0.77
2	110	1.53
3	49	2.30
4	27	3.07
5	18	3.83

5000K
03.2258.40
03.2258.14

42° WIDE FLOOD

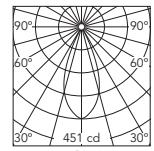

Luminous flux luminaire 200 lm

Beam Angle:	42°
h(m)	E(lx)	D(m)
1	451	0.77
2	113	1.53
3	50	2.30
4	28	3.07
5	18	3.83

Zubehör / Accessories

Micro Spot

Honeycomb. | Honeycomb. |  | 08.0190.14

Spot

Honeycomb. | Honeycomb. |  | 08.0191.14

Treiber / Drivers

Remote Installation
Fernspeisung.
Dimmbar durch 1/10V Protokoll oder
No Dimable.
Dimmbereich 100-20 %.

Remote power supply.
Dimmable through 1/10V protocol
or Non Dimmable.
Dimming range 20-100%.



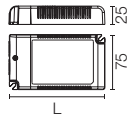

25W 110/240V – L:110
60.9359
45W 110/240V – L:120
60.9360
57W 220/240V – L:130
60.9361

Remote Installation
Fernspeisung.
Dimmbar durch 1/10V -Protokoll.
Dimmbereich 100-20 %.

Remote power supply.
Dimmable through 1/10V protocol.
Dimming range 20-100%.



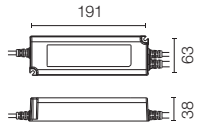

120W 110*/240V
60.9416

*UL max 100W

DALI
Remote Installation
Fernspeisung.
Dimmbar durch DALI-Protokoll.
Dimmbereich 10-100%.

Remote power supply.
Dimmable throughDALIprotocol.
Dimming range 10-100%.



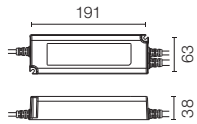

120W 110*/240V
60.9426

*UL max 100W

Casambi
Remote Installation
Kontroller Casambi 220-240V.
Es wird empfohlen, den
Mindestregelungsgrad auf 5%
einzustellen.
Benötigt 1-10V oder Dali-Treiber,
separat bestellen.
Dimmbereich 100-20 %.

Casambi controller 220-240V.
It is recommended to adjust the
minimum level of regulation to 5%.
Requires 1-10V or Dali driver.
It must be ordered separately.
Dimming range 20-100%.



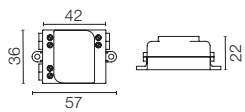

60.9392

Remote Driver Installations - Broadcast

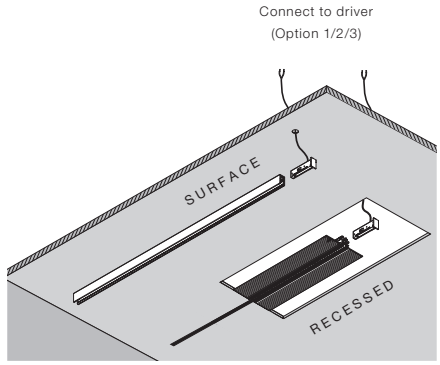

Driver Option 1
(DALI)

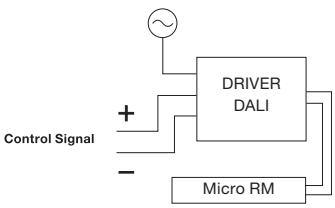

Driver Option 2
(1-10V)

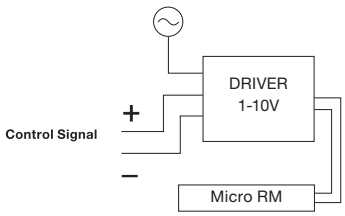

Driver Option 3
Casambi Interface (Broadcast)

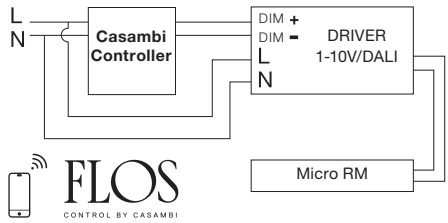

THE RUNNING MAGNET

DESIGNED BY FLOS ARCHITECTURAL

RECESSED SURFACE SUSPENSION UP&DOWN / DOWN



Recessed Profiles ■ 14 Schwarz 14 Black

Surface/Suspension Profiles □ 40 Weiss 40 White ■ 14 Schwarz 14 Black

LIGHT MODULES

LIGHT STRIPE



LIGHT SOURCE
TOP LED
25W/m
2060 lm/m
2700K/CRI 90
2178 lm/m
3000K/CRI 90

SPOT MODULE



LIGHT SOURCE
POWER LED
8W
560 lm
2700K/CRI 90
600 lm
3000K/CRI 90

SPOT 120



LIGHT SOURCE
POWER LED
12,5W/14W DALI
985 lm
2700K/CRI 90
1060 lm
3000K/CRI 90

MULTI SPOT 4



LIGHT SOURCE
POWER LED
10W
4x226 lm
2700K/CRI 90
4x240 lm
3000K/CRI 90

LIGHT SHADOW



LIGHT SOURCE
POWER LED
10,8W
4x270 lm
2700K/CRI 90
4x285 lm
3000K/CRI 90

LIGHT SHADOW W-W



LIGHT SOURCE
POWER LED
10,8W
4x270 lm
2700K/CRI 90
4x285 lm
3000K/CRI 90

STRING LIGHT



LIGHT SOURCE
POWER LED
16W
1310 lm
2700K/CRI 90
1404 lm
3000K/CRI 90

MINI GLO-BALL



LIGHT SOURCE
POWER LED
3,5/7W
2700K/CRI 80
3000K/CRI 80

FIND ME SUSPENSION



LIGHT SOURCE
POWER LED
8W
560 lm
2700K/CRI 90
600 lm
3000K/CRI 90

ANTHONY SPOT TRACK



LIGHT SOURCE
POWER LED
16W
1310 lm
2700K/CRI 90
1404 lm
3000K/CRI 90

Light Stripe | Spot | Surface | Suspension | Recessed Flos Kit Installation | Recessed Conventional Installation

Produktbeschreibung
Innovatives System für die Innenbeleuchtung zur Montage an der Wand, zum Einbauen oder als Hängeversion für Gipskartonwände oder -decken. Besteht aus diversen Magnetschienlen, auf denen die LED-Lichtmodule befestigt werden.
Sämtliche Strukturprofile von Running Magnet wurden aus stranggepresstem Aluminium hergestellt, sind weiß oder schwarz lackiert und haben elektrische Grafitleisten für eine Spannungsversorgung mit 24V. Darauf werden die Beleuchtungs-LEDs magnetisch befestigt.
Die abgehängte Version ist auch für eine indirekte Beleuchtung erhältlich.
Die Familie The Running Magnet erstreckt sich zudem auf Umgebungs- und Akzentbeleuchtungsmodule mit verschiedenen Optiken sowie auf eine Auswahl an dekorativen Leuchten, die aus der FLOS Home Collection herausgenommen und angepasst wurden.
Die Beleuchtungsmodule verfügen über ein magnetisches Befestigungssystem für volle Mobilität und Flexibilität.
Alle Lichtmodule verfügen über einen eingebauten Potentiometer und je nach Wunsch über DALI- oder Casambi-Lichtsteuerung.

Steuerung
- Für Die Steuerung mittels DALI-Protokoll muss der Datenbus direkt an das Profil angeschlossen werden.
- Für die Steuerung mittels Casambi (max. 200 Leuchten) müssen Casambi-Leuchten bestellt werden, diese sind mit allen für das System verfügbaren Profilen kompatibel.
Für Mobilgeräte ist die app FLOS Control® powered by Casambi erforderlich (erhältlich im Apple Store und auf Google Play).

Optisches System
Das Akzentlichtmodul ist mit intensiver (spot lens) und mit extensiver Optik (narrow und wide narrow lens) erhältlich.

Einspeisung
Fern-Netzteil 24V nicht enthalten.

Zubehör
- Verschiedene Linsen für Spot Module und Multi Spot 4.
- Externer Abschirmring für Spot Module.
- Elliptische Linse, Flood und Honeycomb für Anthony Spot Track.
- Honeycomb und Querabschirmung im Lieferumfang für Spot 120 enthalten.

Zusatzinformationen
Einbau der Unterputzausführung nur in 12,5mm dicke Gipskartonoberflächen möglich.
The Running Magnet 2.0 ist eine mit 24V gespeiste elektrische Anlage, deren Maximalstrom zur Vorbeugung gegen Überlast auf 8A und 185W beschränkt ist.
Nach jeweils 185 W muss über ein Einspeisungsprofil ein neuer Anschluss verlegt werden.
Bei der Up&Down-Ausführung haben die indirekte Beleuchtung und die elektromechanische Schiene separate Spannungsversorgungen.
Schutzgrad IP20.
Auf normal entflammbaren Oberflächen einsetzbar.

Qualitätszeichen
Das Gerät entspricht der europäischen technischen Norm EN60598-1 und den entsprechenden Zusatzregelungen.

Description
Innovative lighting system for indoor use, for surface, suspended or recessed mounting on plasterboard walls or ceilings, comprising a series of magnetic tracks that house the LED lighting modules.
The profile of all The Running Magnet structural tracks is extruded aluminum, painted black or white, housing a graphite electric track fed at 24V, on which all magnetic luminaries are installed simply by insertion.
Suspended track is also available with the option of indirect lighting.
The Running Magnet family is completed with ambient lighting units and accent units with different optics, as well as a selection of decorative luminaires taken and adapted from FLOS Home Collection.
The lighting modules incorporate a magnetic mounting system for total mobility and flexibility. All light modules are available with on board potentiometer, DALI dimmable option and Casambi.

Control
- To manage using DALI protocol, it is necessary to connect the control data bus directly to the profile.
- To manage using Casambi (Max. 200 luminaires) it is necessary to order fixtures in the Casambi version, these are compatible with all profiles available for the system.
The app FLOS Control® powered by Casambi for mobile devices is also necessary (available on Apple Store and Google Play).

Optic system
The accent light module is available with intensive optics (spot lens) and extensive optics (narrow and wide narrow lens).

Power Supply
Remote 24V power supply not included.
Accessories
- Different lenses for Spot Module and Multi Spot 4.
- Screening external ring for Spot Module.
- Elliptical, flood lens and honeycomb for Anthony Spot Track.
- Honeycomb and crosspiece included in Spot 120.

Additional Information
The Recessed version can only be installed on 12.5 mm thick plasterboard surfaces.
The Running Magnet 2.0 is a 24V electrical system limited to a maximum power current of 8A and 185W to avoid overloads.
After every 185W make a new connection with a feed unit profile.
In the Up&Down version indirect illumination and the electromechanical track are powered independently.
IP20 protection grade.
Suitable for installation on normally inflammable surfaces.

Compliance of Standards and Quality Marks
EN60598-1 European Technical Standards and any subsequent additions.

FLOS
CONTROL BY CASAMBI
Available on the App Store
GET IT ON Google Play

HOW TO ORDER

1 CHOOSE YOUR PROFILE AND LENGTH

2 COMPLETE WITH MOUNTING ACCESSORIES

RECESSED PROFILE



L: 1 / 1,5 / 2 / 2,5 / 3 m

End cap

Included with feed profile

90° Corner

Electrical / mechanical joint

Inner corner

Electrical / mechanical joint

Outer corner

Electrical / mechanical joint

Recessed installation

Accessories

Fixed ceiling kit

or

Adjustable ceiling kit

SURFACE/SUSPENSION DOWN PROFILE





L: 1 / 1,5 / 2 / 2,5 / 3 m

End cap

Included with feed profile

90° Corner

Electrical / mechanical joint

Inner corner

Electrical / mechanical joint

Surface installation

Accessories

Fixed ceiling kit

(Included)

Suspension Down installation

Suspension kit

+

Included with profile

Surface rose

or

Recessed rose

SUSPENSION UP&DOWN PROFILE

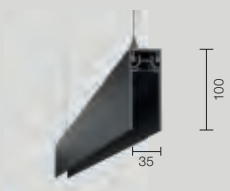

L: 1 / 1,5 / 2 / 2,5 / 3 m

End cap

Included with feed profile

90° Corner

Electrical / mechanical joint

Suspension Up&Down installation

Accessories

Intermediate suspension kit

+

Included with profile

Surface rose

or

Recessed rose

THE RUNNING MAGNET

3 SELECT POWER SUPPLY AND CONTROL OPTION

Recessed installation

Remote power supply


60W

or


120W

or


200W

(select the driver with the appropriate power according to the needs of your project)

Surface installation

Remote power supply


60W

or


120W

or


200W

Non Dimmable / Dali / Casambi

(select the driver with the appropriate power according to the needs of your project)

Suspension Down installation

Remote power supply


60W

or


120W

or


200W

(select the driver with the appropriate power according to the needs of your project)

Surface power supply



185W

Non Dimmable / Dali / Casambi

Suspension Up&Down installation

	Remote power supply		Surface power supply	
	Down instal.	**Up instal.**	**Down instal.**	**Up instal.**
Non Dim / Casambi	 60W or  120W or  200W (select the driver with the appropriate power according to the needs of your project)		 185W	
Dali	 60W / 120W or  200W (select the driver with the appropriate power according to the needs of your project)	 60W / 120W (select the driver with the appropriate power according to the needs of your project) + 	 185W	

4 SELECT A LIGHT MODULE AND CONTROL OPTION

Non Dimmable / Dali / Casambi

Light Stripe



General lighting

Spot Module



S

Spot 120



S

Multi Spot 4



S/M

Light Shadow



S/M/F/WF

Light shadow W-W



Wall - Washer

String Light



General lighting

Mini Glo-Ball



General lighting

Find Me Suspension



General lighting

Anthony Spot Track



S/M

Profile

Elektromechanisches Profil für Einbauinstallationen in Decken/Wänden aus Gipskarton.
Lineare Profile in zwei Versionen erhältlich: Einspeisungsprofile zum Anschließen an einen Treiber und Zwischenprofile. Beide Versionen haben eine Länge zwischen 1 m und 3 m. Abdeckungen sind bei den Einspeisungsprofilen enthalten.
90°-Ecken auf derselben Ebene verfügbar (symmetrisches Element für die linke und rechte Ecke), symmetrische 90°-Innen- und Außenecken auf verschiedenen Ebenen. Für den Anschluss an einen Treiber ausgestattet.
Befestigungssets, fest oder verstellbar, verfügbar (optional). Die Befestigungssets für die Decke ermöglichen die Installation ohne Befestigungsprofile aus Aluminium. Empfohlen für Installationen, bei denen das Profil Running Magnet vor der Zwischendecke aus Gipskarton installiert werden kann.

Profiles

Electromechanical profile for recessed installation in plasterboard ceilings and walls.
Linear profiles available in two versions: power feed profiles for connecting to a driver, and intermediate profiles. Both versions available in lengths from 1 m to 3 m. Covers included with the power feed profiles.
90° corners available in the same plane (symmetrical element for left and right corners), symmetrical 90° inner and outer corners in different planes.
For connection to the driver.
Permanent or adjustable fastening kits available (optional). The fastening kits for the roof permit installing without using aluminimum fastening profiles.
Recommended for installations where the Running Magnet cannot be installed before the suspended plasterboard ceiling.

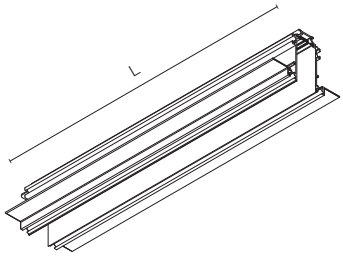

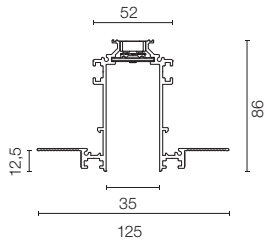

Feed Unit Profiles

L: 1000 mm
06.1638.14
L: 1500 mm
06.1639.14
L: 2000 mm
06.1640.14
L: 2500 mm
06.1641.14
L: 3000 mm
06.1642.14

Intermediate Profiles

L: 1000 mm
06.1643.14
L: 1500 mm
06.1644.14
L: 2000 mm
06.1645.14
L: 2500 mm
06.1646.14
L: 3000 mm
06.1647.14

L: 1 m / 1,5 m / 2 m / 2,5 m / 3 m

90° Winkel. — 90° Corner.



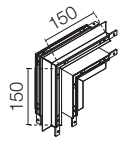

06.1648.14

Innenwinkel. — Inner corner.



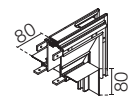

06.1650.14

Außenwinkel. — Outer corner.



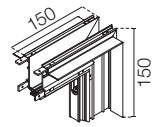

06.1651.14

Befestigungssatz feste decke (fakultativ). Set mit 2 stück. — Fixed ceiling kit (optional). 2 unit kit.



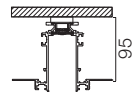

08.8866.14

Befestigungssatz an absenkbare decke (fakultativ). Set mit 2 stück. — Adjustable ceiling kit (optional). 2 unit kit.



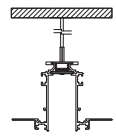

08.8867.14

Profile (mm)	Quantities Ceiling Kit (units)
1000 / 1500	2
2000 / 2500	3
3000	4

Montagehöhe mindestens 121mm.
The installation minimum height can not exceed 121mm.

Die Einspeisungsprofile werden stets mit Abdeckung geliefert. Abdeckungen müssen nur dann separat bestellt werden, wenn die Installation ausschließlich aus Zwischenprofilen besteht und über die Winkel versorgt wird.

End caps come complete with all the feed unit profiles. These should only be ordered separately if the installation is exclusively composed of intermediate profiles and fed by corners.



08.8865.14A

Profile

Elektromechanisches Profil für Aufputzinstallationen.
Lineare Profile in zwei Versionen erhältlich: Einspeisungsprofil zum Anschließen an einen Treiber und Zwischenprofile. Beide Versionen haben eine Länge zwischen 1 m und 3 m.
Abdeckungen sind bei den Einspeisungsprofilen enthalten.
Befestigungszubehör bei allen Produkten enthalten.
90°-Ecken auf derselben Ebene (symmetrisches Element für die linke und rechte Ecke) und symmetrische 90°-Innenecken auf verschiedenen Ebenen verfügbar, in den Versionen Surface und Down. Für den Anschluss an einen Treiber ausgestattet.
Die Innenseite des Profils wird immer in Schwarz geliefert.

Profiles

Electromechanical profile for surface-mounting.
Linear profiles available in two versions: power feed profiles for connecting to a driver, and intermediate profiles. Both versions available in lengths from 1 m to 3 m.
Covers included with the power feed profiles. Attachment accessories included with all products.
90° corners available in the same plane (symmetrical element for left and right corner) and 90° symmetrical internal corners in a different plane, for the Surface and Down versions. For connection to the driver.
The inner part of the profile is always supplied in black.

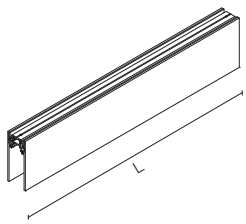

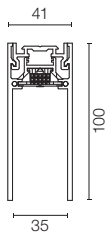

L: 1 m / 1,5 m / 2 m / 2,5 m / 3 m

Feed Unit Profiles	Intermediate Profiles
L: 1000 mm	L: 1000 mm
☐ 06.1600.40	☐ 06.1605.40
■ 06.1600.14	■ 06.1605.14
L: 1500 mm	L: 1500 mm
☐ 06.1601.40	☐ 06.1606.40
■ 06.1601.14	■ 06.1606.14
L: 2000 mm	L: 2000 mm
☐ 06.1602.40	☐ 06.1607.40
■ 06.1602.14	■ 06.1607.14
L: 2500 mm	L: 2500 mm
☐ 06.1603.40	☐ 06.1608.40
■ 06.1603.14	■ 06.1608.14
L: 3000 mm	L: 3000 mm
☐ 06.1604.40	☐ 06.1609.40
■ 06.1604.14	■ 06.1609.14

90° Winkel. Bespeist.

90° Corner. Can be powered.



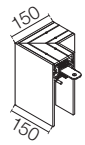

☐ 06.1610.40
■ 06.1610.14

Innenwinkel.

Inner corner.



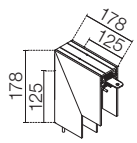

☐ 06.1612.40
■ 06.1612.14

Die Einspeisungsprofile werden stets mit Abdeckung geliefert. Abdeckungen müssen nur dann separat bestellt werden, wenn die Installation ausschließlich aus Zwischenprofilen besteht und über die Winkel versorgt wird.

End caps come complete with all the feed unit profiles. These should only be ordered separately if the installation is exclusively composed of intermediate profiles and fed by corners.



☐ 08.8887.40A
■ 08.8887.14A

Profiles

Elektromechanisches Profil für hängende Installationen.
Die linearen Elemente in der Version Up&Down enthalten eine indirekte LED-Beleuchtung im oberen Bereich des Profils. Die Spannungsversorgung kann über den allgemeinen oder einen separaten Anschluss erfolgen.
Lineare Profile in zwei Versionen erhältlich: Einspeisungsprofile zum Anschließen an einen Treiber und Zwischenprofile. Beide Versionen haben eine Länge zwischen 1 m und 3 m.
Abdeckungen sind bei den Einspeisungsprofilen enthalten. Zubehör zum Anschließen (Netzkabel 4,2 m) und Aufhängen (Stahlkabel 4 m) an der Decke bei allen linearen Einspeisungs- oder Zwischenelementenenthalten.
90°-Ecken auf derselben Ebene verfügbar (symmetrisches Element für die linke und rechte Ecke). Nicht für den Anschluss an einen Treiber ausgestattet.
Die Ecken bei der Hängeausführung des Running Magnet haben keine indirekte Beleuchtung. Die indirekte Beleuchtung kann als separater Stromkreis gesteuert werden, wenn sie von einem speziellen Gerät gespeist wird. Bei einer DALI-Installation muss ein optionales DALI-Steuergerät separat bestellt werden.
Die Profile können nicht gekürzt werden.
Die Innenseite des Profils wird immer in Schwarz geliefert.

Profiles

Electromechanical profile for suspended installations.
Linear elements in the Up&Down version include indirect LED illumination in the upper part of the profile. Shared or separate power feed.
Linear profiles available in two versions: power feed profiles for connecting to a driver, and intermediate profiles. Both versions available in lengths from 1 m to 3 m.
Covers included with the power feed profiles. Ceiling connection (4.2 m feed cable) and suspension (4m steel cable) accessories included in all linear feed or intermediate products.
90° corners in the same plane (symmetrical element for right and left corners). Not provided for connection to the driver.
The corners of the Suspended Running Magnet versions are not fitted with indirect illumination. Indirect illumination can be managed as a separate circuit if powered by a dedicated driver and, in the case of the DALI installation,if equipped with a dedicated optional DALI controller. To be ordered separately.
Profiles cannot be cut.
The inner part of the profile is always supplied in black.

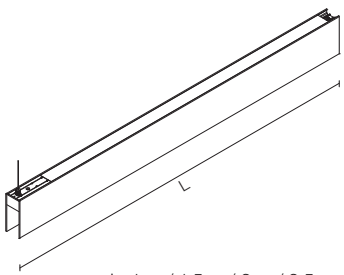

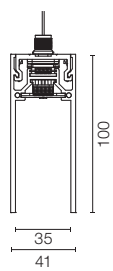

L: 1 m / 1,5 m / 2 m / 2,5 m / 3 m



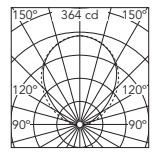

Luminous flux luminaire
844 lm

Beam Angle:	91°
h(m)	E(lx) D(m)
1	364 2.05
2	91 4.10
3	40 6.15
4	23 8.20
5	15 10.25

Light Source: Top LED 8,4W/m Up - 950 lm/m Up - 3000K/CRI 90

Feed Unit Profiles

L: 1000 mm
06.1614.40A
06.1614.14A



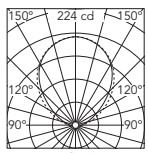

Luminous flux luminaire
520 lm

Beam Angle:	91°
h(m)	E(lx) D(m)
1	224 2.05
2	56 4.10
3	25 6.15
4	14 8.20
5	9 10.25

L: 1500 mm
06.1615.40A
06.1615.14A



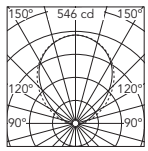

Luminous flux luminaire
1266 lm

Beam Angle:	91°
h(m)	E(lx) D(m)
1	546 2.05
2	136 4.10
3	61 6.15
4	34 8.20
5	22 10.25

L: 2000 mm
06.1616.40A
06.1616.14A



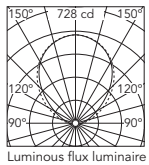

Luminous flux luminaire
1688 lm

Beam Angle:	91°
h(m)	E(lx) D(m)
1	728 2.05
2	182 4.10
3	81 6.15
4	45 8.20
5	29 10.25

L: 2500 mm
06.1617.40A
06.1617.14A



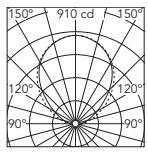

Luminous flux luminaire
2109 lm

Beam Angle:	91°
h(m)	E(lx) D(m)
1	910 2.05
2	227 4.10
3	101 6.15
4	57 8.20
5	36 10.25

L: 3000 mm
06.1618.40A
06.1618.14A



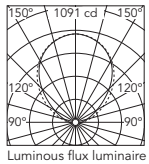

Luminous flux luminaire
2531 lm

Beam Angle:	91°
h(m)	E(lx) D(m)
1	1091 2.05
2	273 4.10
3	121 6.15
4	68 8.20
5	44 10.25

Intermediate Profiles

L: 1000 mm
06.1619.40A
06.1619.14A



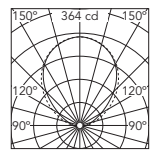

Luminous flux luminaire
844 lm

Beam Angle:	91°
h(m)	E(lx) D(m)
1	364 2.05
2	91 4.10
3	40 6.15
4	23 8.20
5	15 10.25

L: 1500 mm
06.1620.40A
06.1620.14A



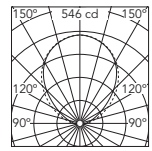

Luminous flux luminaire
1266 lm

Beam Angle:	91°
h(m)	E(lx) D(m)
1	546 2.05
2	136 4.10
3	61 6.15
4	34 8.20
5	22 10.25

L: 2000 mm
06.1621.40A
06.1621.14A



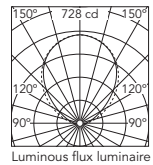

Luminous flux luminaire
1688 lm

Beam Angle:	91°
h(m)	E(lx) D(m)
1	728 2.05
2	182 4.10
3	81 6.15
4	45 8.20
5	29 10.25

L: 2500 mm
06.1622.40A
06.1622.14A



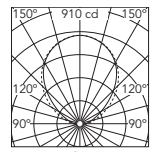

Luminous flux luminaire
2109 lm

Beam Angle:	91°
h(m)	E(lx) D(m)
1	910 2.05
2	227 4.10
3	101 6.15
4	57 8.20
5	36 10.25

L: 3000 mm
06.1623.40A
06.1623.14A



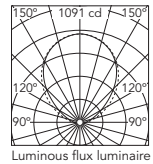

Luminous flux luminaire
2531 lm

Beam Angle:	91°
h(m)	E(lx) D(m)
1	1091 2.05
2	273 4.10
3	121 6.15
4	68 8.20
5	44 10.25

90° Winkel.
Nicht bespeist. Beinhaltet 1 Auffhängungsset mit Kabel.

90° Corner.
Cannot be powered. Includes 1 cable suspension kit.





06.1624.40
06.1624.14

THE RUNNING MAGNET SUSPENSION DOWN — PROFILES

Profile

Elektromechanisches Profil für hängende Installationen.
Lineare Profile in zwei Versionen erhältlich: Einspeisungsprofile zum Anschließen an einen Treiber und Zwischenprofile. Beide Versionen haben eine Länge zwischen 1 m und 3 m.
Abdeckungen sind bei den Einspeisungsprofilen enthalten.
Zubehör zum Anschließen (Netzkabel 4,2 m) und Aufhängen (Stahlkabel 4 m) an der Decke bei allen linearen Einspeisungs- oder Zwischenelementen enthalten.
90°-Ecken auf derselben Ebene verfügbar (symmetrisches Element für die linke und rechte Ecke), in den Versionen Surface und Down.
Für den Anschluss an einen Treiber ausgestattet.
Die Innenseite des Profils wird immer in Schwarz geliefert.

Profiles

Electromechanical profile for suspended installations.
Linear profiles available in two versions: power feed profiles for connecting to a driver, and intermediate profiles. Both versions available in lengths from 1 m to 3 m.
Covers included with the power feed profiles.
Ceiling connection (4.2 m feed cable) and suspension (4 m steel cable) accessories included in all linear feed or intermediate products. 90° corners in the same plane (symmetrical element for right and left corners) for the Surface and Down versions. Provided for connection to the driver.
The inner part of the profile is always supplied in black.

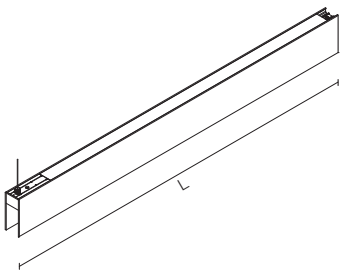

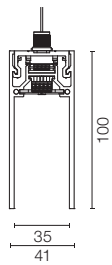

L: 1 m / 1,5 m / 2 m / 2,5 m / 3 m

Feed Unit Profiles	Intermediate Profiles
L: 1000 mm	L: 1000 mm
☐ 06.1626.40	☐ 06.1631.40
■ 06.1626.14	■ 06.1631.14
L: 1500 mm	L: 1500 mm
☐ 06.1627.40	☐ 06.1632.40
■ 06.1627.14	■ 06.1632.14
L: 2000 mm	L: 2000 mm
☐ 06.1628.40	☐ 06.1633.40
■ 06.1628.14	■ 06.1633.14
L: 2500 mm	L: 2500 mm
☐ 06.1629.40	☐ 06.1634.40
■ 06.1629.14	■ 06.1634.14
L: 3000 mm	L: 3000 mm
☐ 06.1630.40	☐ 06.1635.40
■ 06.1630.14	■ 06.1635.14

90° Winkel.

90° Corner.





Nicht bespeist. Beinhaltet 1 Auffhängungsset mit Kabel.

Cannot be powered. Includes 1 cable suspension kit.

Cannot be powered
☐ 06.1657.40
■ 06.1657.14

Bespeist. Beinhaltet 2 Auffhängungssets mit Kabel.

Can be powered. Includes 2 cable suspension kits.

Can be powered
☐ 06.1656.40
■ 06.1656.14

The Running Magnet Suspension Up&Down / Down

Die Einspeisungsprofile werden stets mit Abdeckung geliefert. Abdeckungen müssen nur dann separat bestellt werden, wenn die Installation ausschließlich aus Zwischenprofilen besteht und über die Winkel versorgt wird.

End caps come complete with all the feed unit profiles. These should only be ordered separately if the installation is exclusively composed of intermediate profiles and fed by corners.



☐ 08.8887.40A
■ 08.8887.14A

Für geschlossene Strukturen (Quadrate oder Rechtecke) / Down grid structures (square or rectangle shapes)

90°-Ecke für Gitterstrukturen.
Ecke für den Bau von perfekt geschlossenen Gitterstrukturen.
Stromversorgungsfähig.
Maße 153 x 153.

Corner 90° Grid.
Corner to build grig structures perfectly closed. Feed unit.
Dimensions 153x153.



■ 06.1740.14

T-Verbindung für Gitterstrukturen.
T-Stück für den Bau von perfekt geschlossenen Gitterstrukturen.
Stromversorgungsfähig.
Maße 265 x 153.

T-Joint Grid Down.
T piece to build grid structures perfectly closed. Feed unit.
Dimensions 265x153.



■ 06.1741.14

X-Verbindung für Gitterstrukturen.
X-Stück für den Bau von perfekt geschlossenen Gitterstrukturen.
Stromversorgungsfähig.
Maße 265 x 265.

X-Joint Grid Down.
Cross piece to build grid structures perfectly closed. Feed unit.
Dimensions 265x265.



■ 06.1742.14

THE RUNNING MAGNET SUSPENSION

Zubehör / Accessories

Einspeisungsrosette zur Oberflächenmontage. Ausrüstung, Netzkabel und Aufhängekabel nicht enthalten, bitte separat bestellen.	Surface rose. Equipment, power cable and suspension cable not included. They must be ordered separately.		08.8883.40A 08.8883.14A
Nichtverdeckte Leistungsbox für direktes sowie direktes und indirektes Licht mit Spannungszufuhr für Driver. 24V/185W - 110/240V -Gerät im Lieferumfang enthalten. Kabel nicht enthalten.	Surface power supply for direct and indirect lighting with housing for the driver. 24V/185W - 110/240V equipment included. Cables not included.	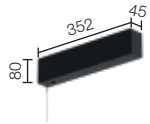	08.8886.40 08.8886.14
Regler DALI und 24V/185W- 110/240V -Gerät zur Einspeisung und Regelung von direkter oder indirekter Beleuchtung im Lieferumfang enthalten. Kabel nicht enthalten.	DALI controller and 24V/185W - 110/240V equipment to supply and control both the direct and indirect lighting, included. Cables not included.	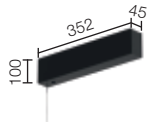	08.8886.40.DA 08.8886.14.DA
Einspeisungsrosette für den versenkten Einbau. Driver nicht im Lieferumfang enthalten, separat bestellen.	Recessed power supply rose. Equipment not included. To be ordered separately.		08.8889.40 08.8889.14

THE RUNNING MAGNET — INSTALLATION PROFILES

SUSPENSION INSTALLATION

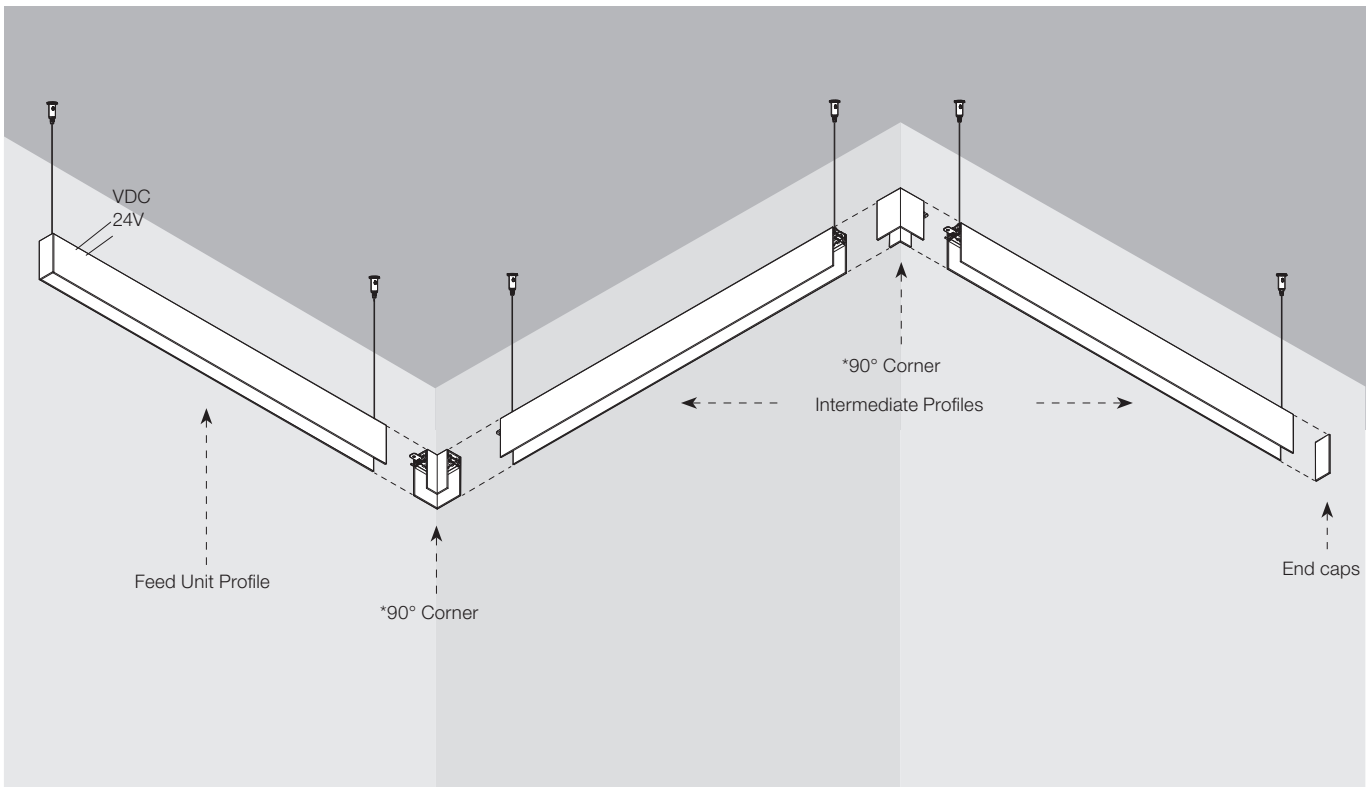

*Winkel für die Einspeisung zur Versorgung der Installation konzipiert, nur in Version DOWN / Corners provided to feed the structure, only in the DOWN version.

THE RUNNING MAGNET — INSTALLATION PROFILES

RECESSED INSTALLATION

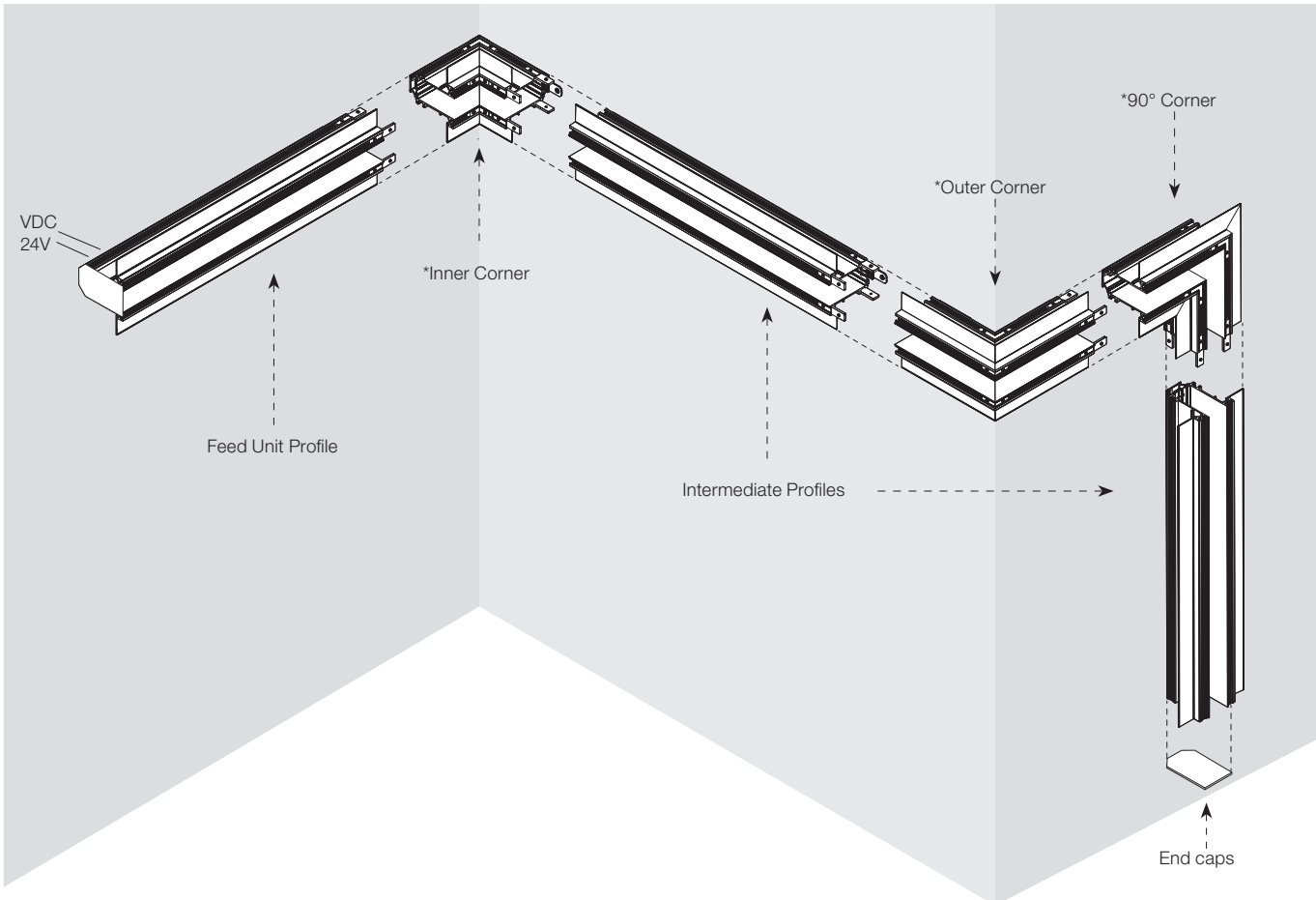

SURFACE INSTALLATION

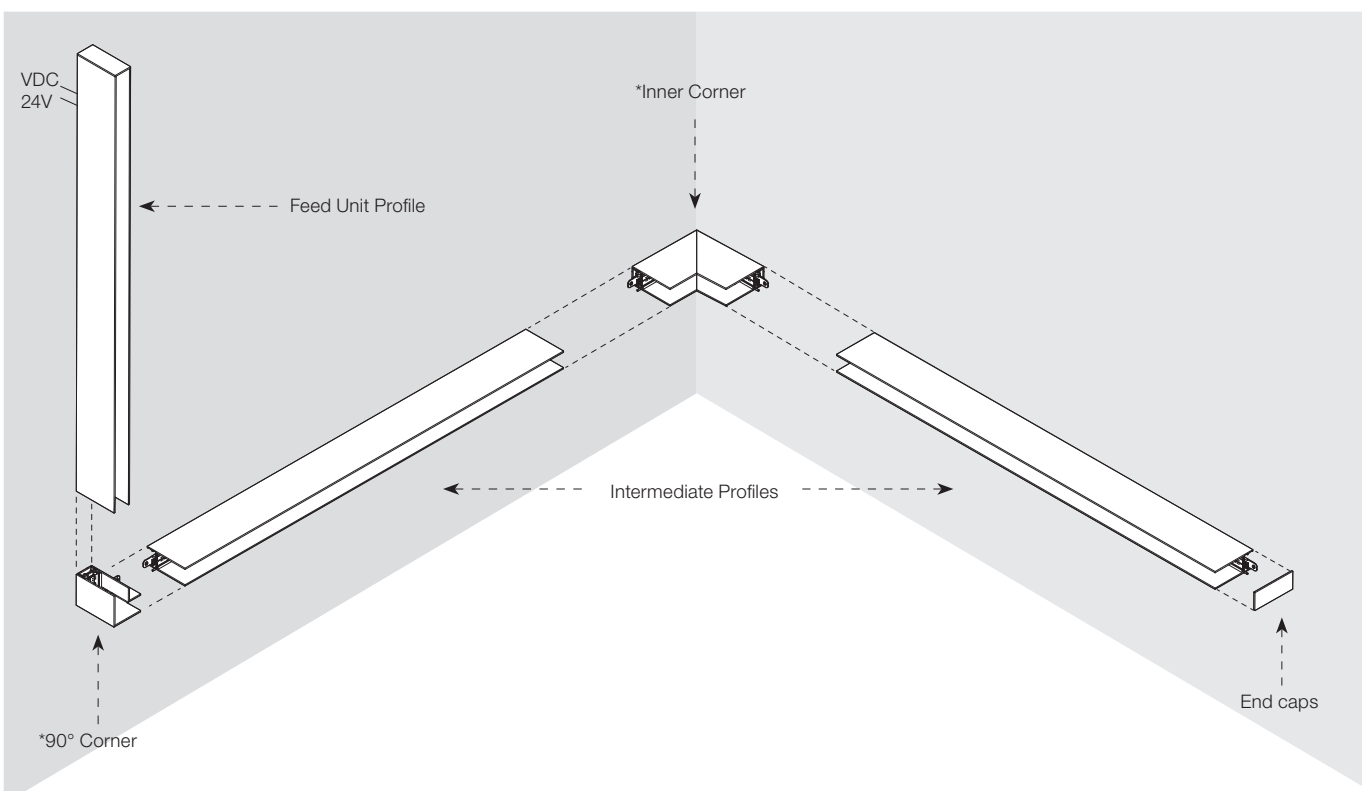

*Winkel für die Einspeisung zur Versorgung der Installation konzipiert / Corners provided to feed the structure.

• Kann die Einspeisung in eine Struktur direkt in einem Winkel ohne Einspeisungsprofil erfolgen?
Ja, die Winkel sind dafür konzipiert, Strukturen in beide Richtungen und ohne Einsatz eines Einspeisungsprofils zu versorgen. Sie müssen nur daran denken, die Abdeckungen der Profile separat zu bestellen, weil diese nicht im Lieferumfang für Winkel und Zwischenprofile enthalten sind.
In den Winkeln des Modells Up&Down kann keine Einspeisung erfolgen.

• Can I feed a structure directly from a corner without using a feed unit profile?
Yes, corners are prepared to feed a structure in both directions without the need for a feed unit profile. Simply remember that you'll have to order the End cap profiles separately because they are not included in corners and intermediate profiles.
Take note that corners in Up&Down versions cannot be fed.

• Kann ein Einspeisungsprofil verwendet werden, um eine auf Putz montierte Struktur von der Mitte her zu versorgen?
Ja, um eine auf Putz montierte Struktur von der Mitte her (in beide Richtungen) zu versorgen, benötigen Sie zwei Einspeisungsprofile mit zwei Netzteilen, d. h. eins für jedes Einspeisungsprofil. Alternativ können Sie unter Berücksichtigung der elektrischen Grenzwerte ein einziges Netzteil für beide Einspeisungsprofile verwenden. Die mechanische Verbindung zwischen den beiden Profilen kann problemlos durchgeführt werden.

• Can I use a feed unit profile to feed a surface structure from the center?
Yes, to feed a surface structure from the center (in both directions), you'll need to use two feed unit profiles with two power supplies connected, one to each feed unit profile, or connect the same power supply to both feed unit profiles, respecting any potential electrical limitations. The mechanical connection can be made between profiles without any problem.

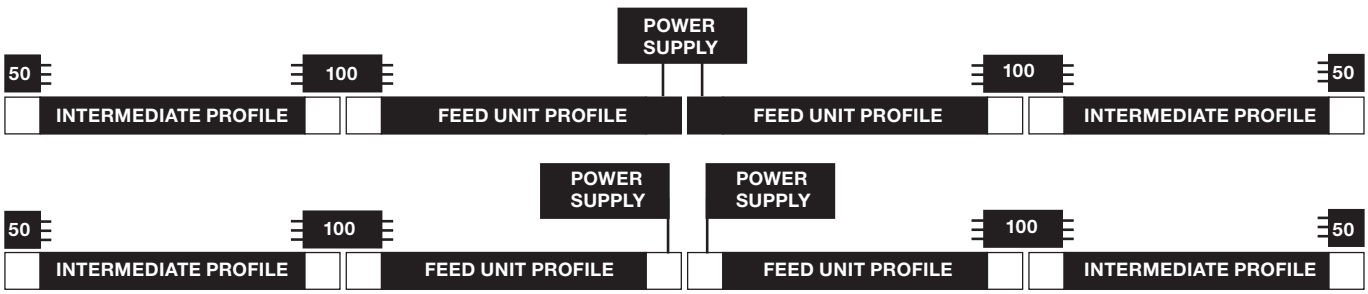

• Können die Profile zugeschnitten werden?
Ja, die Profile können auf die gewünschte Länge zugeschnitten werden (mit Ausnahme des Modells Up&Down). Beachten Sie dabei, dass beim Zerteilen des Profils die Stromkontinuität unterbrochen wird. Wenn das gekürzte Profil nicht das Endstück der Struktur ist und die Stromkontinuität erhalten bleiben soll, muss das nächste Teilprofil erneut über einen Winkel oder ein Einspeisungsprofil versorgt werden.
Wenn die Schnittseite am Ende ist, muss die metallene Abdeckung (end cap) elektrisch isoliert werden.

• Can I cut a profile?
Yes, profiles can be cut to the desired length (except Up&Down version). Once a profile is cut, the electrical continuity is lost. If the cut element is not the one that closes the structure (in that case you don't need electrical continuity) the next section must to be fed with a corner or a feed unit profile.
If the cut side is at the end, the metallic end cap must be electrically insulated.

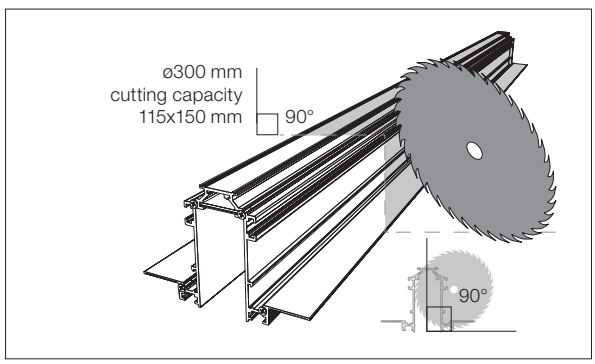

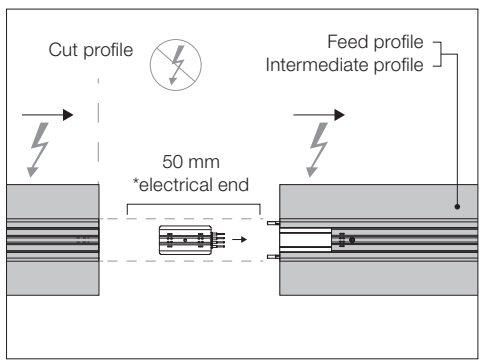

*Im Lieferumfang für Einspeisungsprofile bzw. Endkappen inbegriffen /
Included with feed profiles or end caps.

• Können die direkten und indirekten Lichtquellen im Modell Up&Down unabhängig voneinander angesteuert werden?
Ja, um die Lichtquellen für direkte und indirekte Beleuchtung unabhängig voneinander anzusteuern, müssen Sie lediglich ein Netzteil für die direkten als auch für die indirekten Lichtquellen installieren.
Wenn Sie ein DALI Dimmersystem verwenden möchten, müssen Sie das Netzteil der indirekten Lichtquellen mit der Steuereinheit für Dali-Dimmung (60.8635) verbinden.

• Can I independently control the Up Light and the Down Light in the Up&Down version?
Yes, to control the Up Light and Down Light independently you just have to connect one power supply to the down electrical connector and another one to the up electrical connector. This allows you to manage the different light sources independently.
If you want to use a DALI Dimmable system for the Up Light and the Down Light, then the power supply connected to Up Light must be connected to a Dali controller (60.8635).

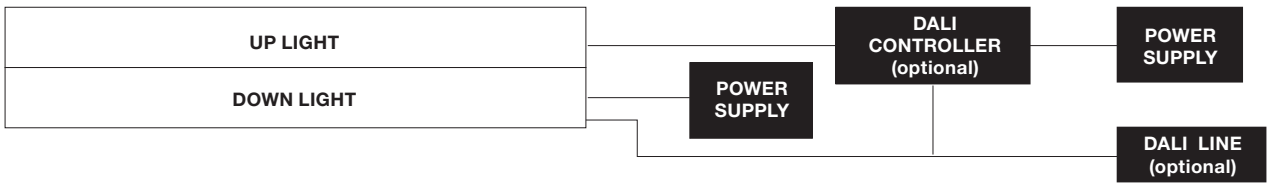

• Können die Lichtquellen in einer mit DALI-Steuerung installierten Struktur unabhängig voneinander angesteuert werden?
Ja, das DALI-System erkennt jede einzelne Leuchte, die installiert wird und ermöglicht deren unabhängige Ansteuerung.

• Can I independently control the luminaires installed in the structure with a DALI controller?
Yes, the DALI system will identify each luminaire installed in the profile with a unique address, and will allow you to independently manage each one.

• Wird die Steuereinheit für Dali-Dimmung 60.8635 für die DALI-Struktur benötigt?
Die Lichtquellen sind bereits mit der DALI-Elektronik ausgerüstet, deshalb ist die DALI-Steuereinheit nicht erforderlich.
Die Steuereinheit für Dali-Dimmung 60.8635 benötigen Sie nur, wenn Sie die indirekte Beleuchtung des Modells Up&Down mit einem DALI-System ansteuern möchten.

• Do I need the Dimmable Dali controller 60.8635 to make the DALI structure?
The luminaries to be installed in the track are already equipped with Dali electronic, so a Dali controller is not required for these.
The 60.8635 DALI Controller is only required to make the Up indirect Light controllable with a DALI system in the Up&Down version.

• Wie hoch ist die maximal zulässige Entfernung zwischen Netzteil und Profil?
Die maximal zulässige Entfernung zum Netzgerät mit 200W (60.9352) aus unserem Katalog beträgt:
. Kabel Ø 1,5 mm: 3 m
. Kabel Ø 2,5 mm: 5 m

• What is the maximum distance allowed between the driver and the profile?
With the 200W power supply (60.9352) in our catalogue, the maximum distance allowed is:
. Ø 1.5 mm cable: 3 m
. Ø 2.5 mm cable: 5 m

• Wie lang darf eine Struktur höchstens sein, damit ein Netzteil sie versorgen kann?
Die maximale Profillänge, die mit einem Netzteil versorgt werden kann, beträgt 8 m.

• What is the maximum length that can be fed with one power supply?
The maximum profile length that can be fed with a power supply is 8 m.

• Ist es möglich, ein weniger leistungsstarkes Netzteil zu verwenden?
Alle Informationen auf unserer Website, in unserem Katalog und den Installationsanleitungen basieren auf Tests mit unserem Netzgerät 200W (60.9352), das für unsere Produkte empfohlen wird.
Unter Berücksichtigung der elektrischen Grenzwerte können Sie allerdings auch ein anderes Netzteil für die Versorgung der Profile verwenden.
Dabei muss es sich um ein Netzteil mit 24 V und einer Stromstärke von höchstens 8 A handeln.

• Can I use a different, less powerful power supply?
All the information published on our website, and in our catalogue and installation instructions sheets is adjusted to the tests we perform with our 200W power supply (60.9352), which we recommend for our products.
However, a different power supply can be used to feed the profiles but the electrical limitations that it will have to accomplish should be taken into account.
It should be a 24V power supply with a maximum electric current of 8A.

Light Stripe

Light Source: Top LED 25W/m - 2060 lm/m - 2700K/CRI 90 / 25W/m - 2178 lm/m - 3000K/CRI 90



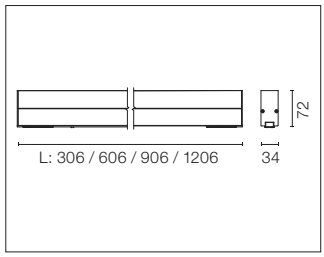

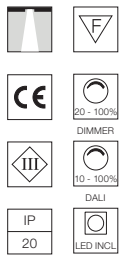

LED-Modul für diffuses Licht zur Installation in das System The Running Magnet. Inklusive Opalglasabdeckungen für kontinuierliche Lichtstreifen. Für die kabellose Steuerung der Leuchten sind die integrierten Casambi-Versionen auszuwählen.

Diffused LED light module to be installed in The Running Magnet System. Opaline end caps to create continuous lines of light included. For wireless lighting control, choose integrated Casambi versions.

2700K
L: 300 mm - 7,5W - 618lm
- 03.7000.14
Dali Version
- 03.7000.14.DA
**Casambi Integrated
- 03.7000.14.CB

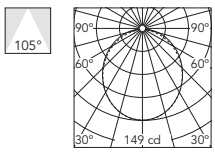

Luminous flux luminaire
416 lm

Beam Angle:	105°	
h(m)	E(lx)	D(m)
1	149	2.76
2	37	5.52
3	17	8.28
4	9	11.04
5	6	13.81

3000K
L: 300 mm - 7,5W - 653lm
- 03.7001.14
Dali Version
- 03.7001.14.DA
**Casambi Integrated
- 03.7001.14.CB

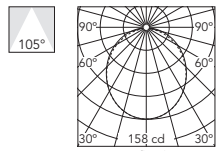

Luminous flux luminaire
440 lm

Beam Angle:	105°	
h(m)	E(lx)	D(m)
1	158	2.76
2	39	5.52
3	18	8.28
4	10	11.04
5	6	13.81

2700K
L: 600 mm - 15W - 1237lm
- 03.7002.14
Dali Version
- 03.7002.14.DA
**Casambi Integrated
- 03.7002.14.CB

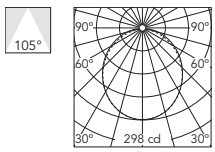

Luminous flux luminaire
833 lm

Beam Angle:	105°	
h(m)	E(lx)	D(m)
1	298	2.76
2	75	5.52
3	33	8.28
4	19	11.04
5	12	13.81

3000K
L: 600 mm - 15W - 1307lm
- 03.7003.14
Dali Version
- 03.7003.14.DA
**Casambi Integrated
- 03.7003.14.CB

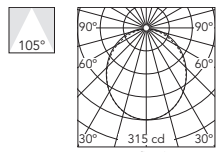

Luminous flux luminaire
880 lm

Beam Angle:	105°	
h(m)	E(lx)	D(m)
1	315	2.76
2	79	5.52
3	35	8.28
4	20	11.04
5	13	13.81

2700K
L: 900 mm - 22,5W - 1855lm
- 03.7004.14
Dali Version
- 03.7004.14.DA
**Casambi Integrated
- 03.7004.14.CB

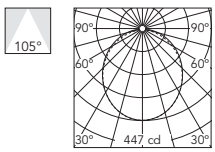

Luminous flux luminaire
1249 lm

Beam Angle:	105°	
h(m)	E(lx)	D(m)
1	447	2.76
2	112	5.52
3	50	8.28
4	28	11.04
5	18	13.81

3000K
L: 900 mm - 22,5W - 1960lm
- 03.7005.14
Dali Version
- 03.7005.14.DA
**Casambi Integrated
- 03.7005.14.CB

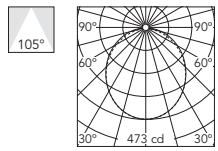

Luminous flux luminaire
1320 lm

Beam Angle:	105°	
h(m)	E(lx)	D(m)
1	473	2.76
2	118	5.52
3	53	8.28
4	30	11.04
5	19	13.81

2700K
L: 1200 mm - 30W - 2473lm
- 03.7006.14
Dali Version
- 03.7006.14.DA
**Casambi Integrated
- 03.7006.14.CB

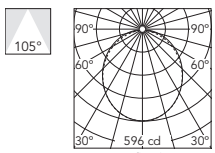

Luminous flux luminaire
1665 lm

Beam Angle:	105°	
h(m)	E(lx)	D(m)
1	596	2.76
2	149	5.52
3	66	8.28
4	37	11.04
5	24	13.81

3000K
L: 1200 mm - 30W - 2614lm
- 03.7007.14
Dali Version
- 03.7007.14.DA
**Casambi Integrated
- 03.7007.14.CB

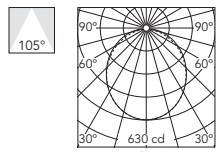

Luminous flux luminaire
1760 lm

Beam Angle:	105°	
h(m)	E(lx)	D(m)
1	630	2.76
2	158	5.52
3	70	8.28
4	39	11.04
5	25	13.81

** Die Steuerung bei den Casambi-Leuchten erfolgt direkt und individuell kabellos mittels der App FLOS Control® powered by Casambi / The control system with the Casambi version of light fixtures is directly and individually regulated wirelessly using the application FLOS Control® by Casambi.

NEW

Spot Module

Light Source: Power LED 8W - 560 lm - 2700K/CRI 90 / 8W - 600 lm - 3000K/CRI 90



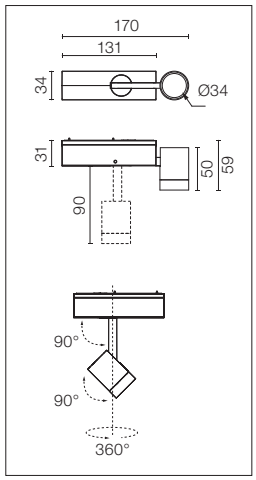

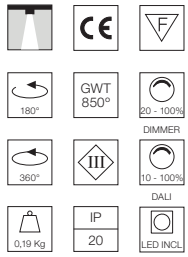

LED-Modul für Akzentbeleuchtung zur Installation in das System The Running Magnet. Elektronischer DC/DC-Wandler enthalten.
Für die kabellose Steuerung der Leuchten sind die integrierten Casambi-Versionen auszuwählen.

Spot Module No DALI:
Maximal 21 Spots auf einen Driver.
Spot Module DALI:
Maximal 14 Spots auf einen Driver.

Maximal 64 Spots auf einen DALI-Regler.

Siehe erhältliches Zubehör.

Accent lighting LED module to be installed in The Running Magnet System. Built-in DC/DC electronic voltage converter.
For wireless lighting control, choose integrated Casambi versions.

Spot Module No DALI:
Maximum 21 spots for a single driver.
Spot Module DALI:
Maximum 14 spots for a single driver.

Maximum 64 spots for a single DALI controller.

See available accessories.

2700K
- 03.6303.14A
  Dali Version
- 03.6303.14ADA
  **Casambi Integrated
- 03.6303.14ACB



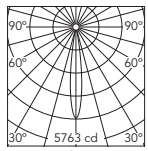

Luminous flux luminaire
403 lm

Beam Angle: 14°

h(m)	E(lx)	D(m)
1	5763	0.24
2	1441	0.49
3	640	0.73
4	360	0.98
5	231	1.22

3000K
- 03.6302.14A
  Dali Version
- 03.6302.14ADA
  **Casambi Integrated
- 03.6302.14ACB



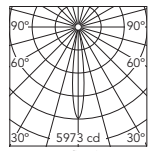

Luminous flux luminaire
418 lm

Beam Angle: 14°

h(m)	E(lx)	D(m)
1	5973	0.24
2	1493	0.49
3	664	0.73
4	373	0.98
5	239	1.22

Zubehör / Accessories

Spot Module

Abschirmender Außenring für Spot-Modul Running Magnet aus Aluminium in Schwarz für einen besseren Sehkomfort.

Screening external ring for Running Magnet spot module in aluminium with a black finish to enhance the visual comfort.



08.8427.14

** Die Steuerung bei den Casambi-Leuchten erfolgt direkt und individuell kabellos mittels der App FLOS Control® powered by Casambi / The control system with the Casambi version of light fixtures is directly and individually regulated wirelessly using the application FLOS Control® by Casambi.

Multi Spot 4

Light Source: Power LED 10W - 4x226 lm - 2700K/CRI 90 / 10W - 4x240 lm - 3000K/CRI 90



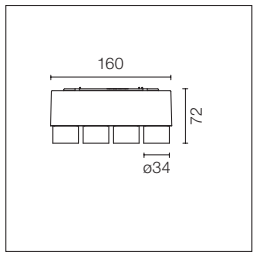

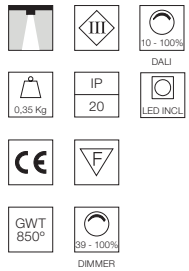

LED-Modul für Akzentbeleuchtung zur Installation in das System The Running Magnet. Elektronischer DC/DC-Wandler enthalten.
Für die kabellose Steuerung der Leuchten sind die integrierten Casambi-Versionen auszuwählen.

Siehe erhältliches Zubehör.

Accent lighting LED module to be installed in The Running Magnet System. Built-in DC/DC electronic voltage converter.
For wireless lighting control, choose integrated Casambi versions.

See available accessories.

2700K
- 03.6305.14
  Dali Version
- 03.6305.14.DA
  **Casambi Integrated
- 03.6305.14.CB

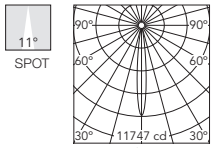

Luminous flux luminaire
630 lm (EXTREME CUT OFF)

Beam Angle: 11°

h(m)	E(lx)	D(m)
1	11747	0.20
2	2937	0.40
3	1305	0.60
4	734	0.80
5	470	1.00

3000K
- 03.6306.14
  Dali Version
- 03.6306.14.DA
  **Casambi Integrated
- 03.6306.14.CB

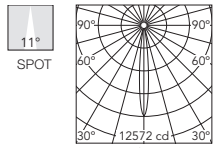

Luminous flux luminaire
674 lm (EXTREME CUT OFF)

Beam Angle: 11°

h(m)	E(lx)	D(m)
1	12572	0.20
2	3143	0.40
3	1397	0.60
4	786	0.80
5	503	1.00

Zubehör / Accessories

Spot Module & Multi Spot 4

Linse frosted medium.
Optik-Zubehör medium.

Frosted medium lens.
Medium lens accessory.



08.8760.00

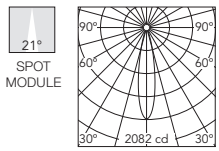

Luminous flux luminaire
381 lm

Beam Angle: 21°

h(m)	E(lx)	D(m)
1	2082	0.36
2	520	0.73
3	231	1.09
4	130	1.46
5	83	1.82

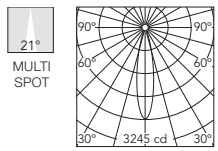

Luminous flux luminaire
611 lm (EXTREME CUT OFF)

Beam Angle: 21°

h(m)	E(lx)	D(m)
1	3245	0.37
2	811	0.75
3	361	1.12
4	203	1.50
5	130	1.87

Linse frosted flood.
Optik-Zubehör flood.

Frosted flood lens.
Flood lens accessory.



08.8761.00

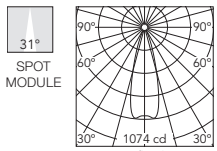

Luminous flux luminaire
356 lm

Beam Angle: 31°

h(m)	E(lx)	D(m)
1	1074	0.55
2	269	1.09
3	119	1.64
4	67	2.19
5	43	2.73

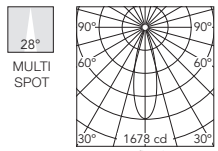

Luminous flux luminaire
451 lm (EXTREME CUT OFF)

Beam Angle: 28°

h(m)	E(lx)	D(m)
1	1678	0.50
2	420	1.00
3	186	1.51
4	105	2.01
5	67	2.51

Elliptische linse.

Elliptical lens.



08.8759.00

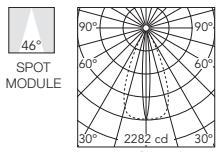

Luminous flux luminaire
419 lm

Beam Angle: 46°

h(m)	E(lx)	D(m)
1	2282	0.17
2	571	0.34
3	254	0.51
4	143	0.68
5	91	0.85

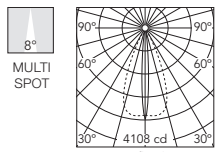

Luminous flux luminaire
756 lm (EXTREME CUT OFF)

Beam Angle: 8°

h(m)	E(lx)	D(m)
1	4108	0.15
2	1027	0.30
3	456	0.44
4	257	0.59
5	164	0.74

** Die Steuerung bei den Casambi-Leuchten erfolgt direkt und individuell kabellos mittels der App FLOS Control® powered by Casambi / The control system with the Casambi version of light fixtures is directly and individually regulated wirelessly using the application FLOS Control® by Casambi.

NEW

Spot 120

Light Source: Power LED 12,5W/14W DALI - 985 lm - 2700K/CRI 90 / 12,5W/14W DALI - 1060 lm - 3000K/CRI 90



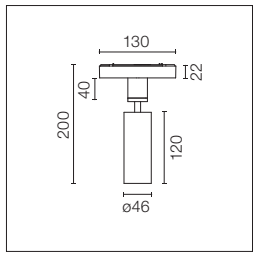

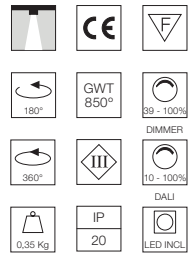

LED-Modul für Akzentbeleuchtung zur Installation in das System The Running Magnet. Elektronischer DC/DC-Wandler enthalten.
Für die kabellose Steuerung der Leuchten sind die integrierten Casambi-Versionen auszuwählen.

Spot Module No DALI:
Maximal 14 Spots auf einen Driver.
Spot Module DALI:
Maximal 11 Spots auf einen Driver.

Inkludiertes Zubehör (Honeycomb und Blendschutzgitter).

Accent lighting LED module to be installed in The Running Magnet System. Built-in DC/DC electronic voltage converter.
For wireless lighting control, choose integrated Casambi versions.

Spot Module No DALI:
Maximum 14 spots for a single driver.
Spot Module DALI:
Maximum 11 spots for a single driver.

Accessories included (honeycomb and screening crosspiece).

2700K
- ☐ 03.6285.40
- ■ 03.6285.14

Dali Version
- ☐ 03.6285.40.DA
- ■ 03.6285.14.DA

**Casambi Integrated
- ☐ 03.6285.40.CB
- ■ 03.6285.14.CB

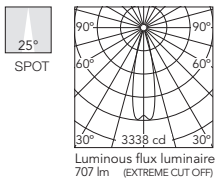

Luminous flux luminaire
707 lm (EXTREME CUT OFF)

Beam Angle: 25°

h(m)	E(lx)	D(m)
1	3338	0.44
2	835	0.89
3	371	1.33
4	209	1.78
5	134	2.22

3000K
- ☐ 03.6284.40
- ■ 03.6284.14

Dali Version
- ☐ 03.6284.40.DA
- ■ 03.6284.14.DA

**Casambi Integrated
- ☐ 03.6284.40.CB
- ■ 03.6284.14.CB

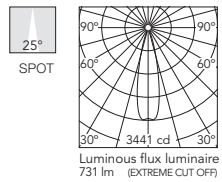

Luminous flux luminaire
731 lm (EXTREME CUT OFF)

Beam Angle: 25°

h(m)	E(lx)	D(m)
1	3441	0.45
2	860	0.89
3	382	1.34
4	215	1.78
5	138	2.23

2700K
- ☐ 03.6286.40
- ■ 03.6286.14

Dali Version
- ☐ 03.6286.40.DA
- ■ 03.6286.14.DA

**Casambi Integrated
- ☐ 03.6286.40.CB
- ■ 03.6286.14.CB

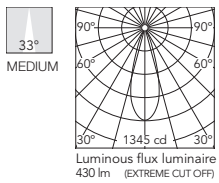

Luminous flux luminaire
430 lm (EXTREME CUT OFF)

Beam Angle: 33°

h(m)	E(lx)	D(m)
1	1345	0.59
2	336	1.17
3	149	1.76
4	84	2.34
5	54	2.93

3000K
- ☐ 03.6287.40
- ■ 03.6287.14

Dali Version
- ☐ 03.6287.40.DA
- ■ 03.6287.14.DA

**Casambi Integrated
- ☐ 03.6287.40.CB
- ■ 03.6287.14.CB

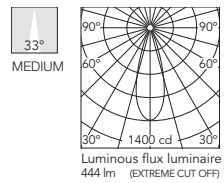

Luminous flux luminaire
444 lm (EXTREME CUT OFF)

Beam Angle: 33°

h(m)	E(lx)	D(m)
1	1400	0.58
2	350	1.16
3	156	1.75
4	88	2.33
5	56	2.91

** Die Steuerung bei den Casambi-Leuchten erfolgt direkt und individuell kabellos mittels der App FLOS Control® powered by Casambi / The control system with the Casambi version of light fixtures is directly and individually regulated wirelessly using the application FLOS Control® by Casambi.

Light Shadow

Light Source: Power LED 10,8W - 4x270 lm - 2700K/CRI 90 / 10,8W - 4x285 lm - 3000K/CRI 90



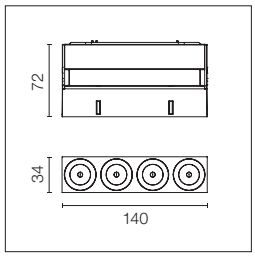

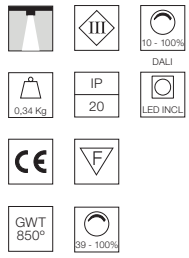

LED-Beleuchtungsmodul mit 4 Scheinwerfern und geringer Blendung für den Einbau in das System The Running Magnet.
Elektronischer Stromwandler DC/DC, eingebaut.
Für die kabellose Steuerung der Leuchten sind die integrierten Casambi-Versionen auszuwählen.
uwählen.

E= Außenfarbe
I= Innenfarbe

LED lighting module, with 4 spotlights and low glare, to be installed in the The Running Magnet system.
DC/DC, built-in electronic current converter.
For wireless lighting control, choose integrated Casambi versions.

E= External Finish
I= Internal Finish

Optic Spot 2700K

E I
03.8949.40A
03.8949.14A
E I Dali Version
03.8949.40ADA
03.8949.14ADA
E I **Casambi Integrated
03.8949.40ACB
03.8949.14ACB

10° SPOT

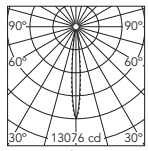

Luminous flux luminaire
724 lm (EXTREME CUT OFF)

Beam Angle:		10°
h(m)	E(lx)	D(m)
1	13076	0.18
2	3269	0.36
3	1453	0.54
4	817	0.72
5	523	0.90

Optic Spot 3000K

E I
03.8953.40A
03.8953.14A
E I Dali Version
03.8953.40ADA
03.8953.14ADA
E I **Casambi Integrated
03.8953.40ACB
03.8953.14ACB

10° SPOT

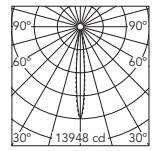

Luminous flux luminaire
773 lm (EXTREME CUT OFF)

Beam Angle:		10°
h(m)	E(lx)	D(m)
1	13948	0.18
2	3487	0.36
3	1550	0.54
4	872	0.72
5	558	0.90

2700K

E I
03.8948.40A
03.8948.14A
E I Dali Version
03.8948.40ADA
03.8948.14ADA
E I **Casambi Integrated
03.8948.40ACB
03.8948.14ACB

10° SPOT



Luminous flux luminaire
751 lm (EXTREME CUT OFF)

Beam Angle:		10°
h(m)	E(lx)	D(m)
1	13743	0.17
2	3436	0.35
3	1527	0.52
4	859	0.70
5	550	0.87

3000K

E I
03.8952.40A
03.8952.14A
E I Dali Version
03.8952.40ADA
03.8952.14ADA
E I **Casambi Integrated
03.8952.40ACB
03.8952.14ACB

10° SPOT

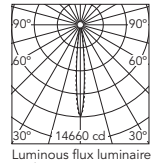

Luminous flux luminaire
801 lm (EXTREME CUT OFF)

Beam Angle:		10°
h(m)	E(lx)	D(m)
1	14660	0.17
2	3665	0.35
3	1629	0.52
4	916	0.70
5	586	0.87

2700K

E I
03.8950.40A
03.8950.14A
E I Dali Version
03.8950.40ADA
03.8950.14ADA
E I **Casambi Integrated
03.8950.40ACB
03.8950.14ACB

10° SPOT

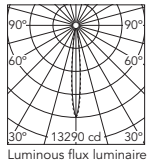

Luminous flux luminaire
754 lm (EXTREME CUT OFF)

Beam Angle:		10°
h(m)	E(lx)	D(m)
1	13290	0.18
2	3322	0.36
3	1477	0.55
4	831	0.73
5	532	0.91

3000K

E I
03.8954.40A
03.8954.14A
E I Dali Version
03.8954.40ADA
03.8954.14ADA
E I **Casambi Integrated
03.8954.40ACB
03.8954.14ACB

10° SPOT

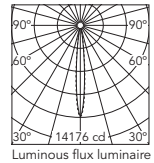

Luminous flux luminaire
805 lm (EXTREME CUT OFF)

Beam Angle:		10°
h(m)	E(lx)	D(m)
1	14176	0.18
2	3544	0.36
3	1575	0.55
4	886	0.73
5	567	0.91

2700K

E I
03.8951.40A
03.8951.14A
E I Dali Version
03.8951.40ADA
03.8951.14ADA
E I **Casambi Integrated
03.8951.40ACB
03.8951.14ACB

10° SPOT

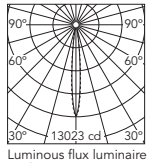

Luminous flux luminaire
736 lm (EXTREME CUT OFF)

Beam Angle:		10°
h(m)	E(lx)	D(m)
1	13023	0.18
2	3256	0.36
3	1447	0.55
4	814	0.73
5	521	0.91

3000K

E I
03.8955.40A
03.8955.14A
E I Dali Version
03.8955.40ADA
03.8955.14ADA
E I **Casambi Integrated
03.8955.40ACB
03.8955.14ACB

10° SPOT

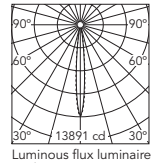

Luminous flux luminaire
785 lm (EXTREME CUT OFF)

Beam Angle:		10°
h(m)	E(lx)	D(m)
1	13891	0.18
2	3473	0.36
3	1543	0.55
4	868	0.73
5	556	0.91

** Die Steuerung bei den Casambi-Leuchten erfolgt direkt und individuell kabellos mittels der App FLOS Control® powered by Casambi / The control system with the Casambi version of light fixtures is directly and individually regulated wirelessly using the application FLOS Control® by Casambi.

NEW

Optic Medium

E I **2700K**
03.9621.40A
03.9621.14A
E I Dali Version
03.9621.40ADA
03.9621.14ADA
E I **Casambi Integrated
03.9621.40ACB
03.9621.14ACB

22° MEDIUM

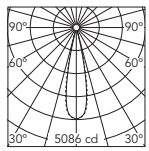

Luminous flux luminaire
744 lm (EXTREME CUT OFF)

Beam Angle:		22°
h(m)	E(lx)	D(m)
1	5086	0.39
2	1272	0.78
3	565	1.17
4	318	1.56
5	203	1.95

Optic Medium

E I **3000K**
03.9631.40A
03.9631.14A
E I Dali Version
03.9631.40ADA
03.9631.14ADA
E I **Casambi Integrated
03.9631.40ACB
03.9631.14ACB

22° MEDIUM

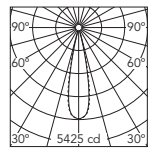

Luminous flux luminaire
793 lm (EXTREME CUT OFF)

Beam Angle:		22°
h(m)	E(lx)	D(m)
1	5425	0.39
2	1356	0.78
3	603	1.17
4	339	1.56
5	217	1.95

E I **2700K**
03.9620.40A
03.9620.14A
E I Dali Version
03.9620.40ADA
03.9620.14ADA
E I **Casambi Integrated
03.9620.40ACB
03.9620.14ACB

22° MEDIUM

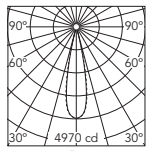

Luminous flux luminaire
744 lm (EXTREME CUT OFF)

Beam Angle:		22°
h(m)	E(lx)	D(m)
1	4970	0.39
2	1243	0.78
3	552	1.17
4	311	1.56
5	199	1.95

E I **3000K**
03.9630.40A
03.9630.14A
E I Dali Version
03.9630.40ADA
03.9630.14ADA
E I **Casambi Integrated
03.9630.40ACB
03.9630.14ACB

22° MEDIUM

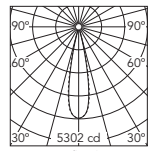

Luminous flux luminaire
793 lm (EXTREME CUT OFF)

Beam Angle:		22°
h(m)	E(lx)	D(m)
1	5302	0.39
2	1325	0.78
3	589	1.17
4	331	1.56
5	212	1.95

E I **2700K**
03.9622.40A
03.9622.14A
E I Dali Version
03.9622.40ADA
03.9622.14ADA
E I **Casambi Integrated
03.9622.40ACB
03.9622.14ACB

22° MEDIUM

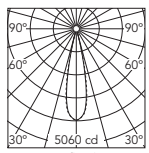

Luminous flux luminaire
752 lm (EXTREME CUT OFF)

Beam Angle:		22°
h(m)	E(lx)	D(m)
1	5060	0.39
2	1265	0.77
3	562	1.16
4	316	1.55
5	202	1.94

E I **3000K**
03.9632.40A
03.9632.14A
E I Dali Version
03.9632.40ADA
03.9632.14ADA
E I **Casambi Integrated
03.9632.40ACB
03.9632.14ACB

22° MEDIUM

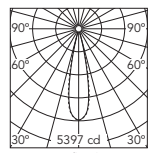

Luminous flux luminaire
802 lm (EXTREME CUT OFF)

Beam Angle:		22°
h(m)	E(lx)	D(m)
1	5397	0.39
2	1349	0.77
3	600	1.16
4	337	1.55
5	216	1.94

E I **2700K**
03.9623.40A
03.9623.14A
E I Dali Version
03.9623.40ADA
03.9623.14ADA
E I **Casambi Integrated
03.9623.40ACB
03.9623.14ACB

22° MEDIUM

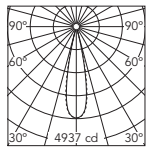

Luminous flux luminaire
738 lm (EXTREME CUT OFF)

Beam Angle:		22°
h(m)	E(lx)	D(m)
1	4937	0.39
2	1234	0.78
3	549	1.17
4	309	1.56
5	197	1.95

E I **3000K**
03.9633.40A
03.9633.14A
E I Dali Version
03.9633.40ADA
03.9633.14ADA
E I **Casambi Integrated
03.9633.40ACB
03.9633.14ACB

22° MEDIUM

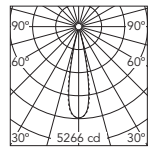

Luminous flux luminaire
788 lm (EXTREME CUT OFF)

Beam Angle:		22°
h(m)	E(lx)	D(m)
1	5266	0.39
2	1316	0.78
3	585	1.17
4	329	1.56
5	211	1.95

** Die Steuerung bei den Casambi-Leuchten erfolgt direkt und individuell kabellos mittels der App FLOS Control® powered by Casambi / The control system with the Casambi version of light fixtures is directly and individually regulated wirelessly using the application FLOS Control® by Casambi.

Light Shadow

Light Source: Power LED 10,8W - 4x270 lm - 2700K/CRI 90 / 10,8W - 4x285 lm - 3000K/CRI 90



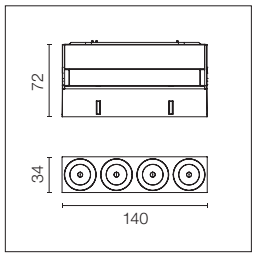

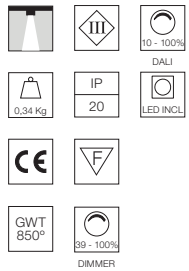

LED-Beleuchtungsmodul mit 4 Scheinwerfern und geringer Blendung für den Einbau in das System The Running Magnet.
Elektronischer Stromwandler DC/DC, eingebaut.
Für die kabellose Steuerung der Leuchten sind die integrierten Casambi-Versionen auszuwählen.
zuwählen.

E= Außenfarbe
I= Innenfarbe

LED lighting module, with 4 spotlights and low glare, to be installed in the The Running Magnet system.
DC/DC, built-in electronic current converter.
For wireless lighting control, choose integrated Casambi versions.

E= External Finish
I= Internal Finish

Optic Flood 2700K

E I
03.9626.40A
03.9626.14A
E I Dali Version
03.9626.40ADA
03.9626.14ADA
E I **Casambi Integrated
03.9626.40ACB
03.9626.14ACB

33° FLOOD

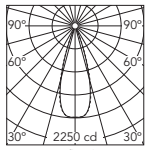

Luminous flux luminaire
720 lm (EXTREME CUT OFF)

Beam Angle: 33°

h(m)	E(lx)	D(m)
1	2250	0.60
2	563	1.19
3	250	1.79
4	141	2.39
5	90	2.99

Optic Flood 3000K

E I
03.9636.40A
03.9636.14A
E I Dali Version
03.9636.40ADA
03.9636.14ADA
E I **Casambi Integrated
03.9636.40ACB
03.9636.14ACB

33° FLOOD

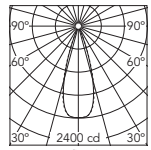

Luminous flux luminaire
768 lm (EXTREME CUT OFF)

Beam Angle: 33°

h(m)	E(lx)	D(m)
1	2400	0.60
2	600	1.19
3	267	1.79
4	150	2.39
5	96	2.99

2700K

E I
03.9625.40A
03.9625.14A
E I Dali Version
03.9625.40ADA
03.9625.14ADA
E I **Casambi Integrated
03.9625.40ACB
03.9625.14ACB

33° FLOOD

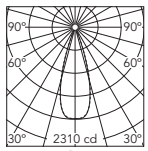

Luminous flux luminaire
741 lm (EXTREME CUT OFF)

Beam Angle: 33°

h(m)	E(lx)	D(m)
1	2310	0.59
2	577	1.18
3	257	1.78
4	144	2.37
5	92	2.96

3000K

E I
03.9635.40A
03.9635.14A
E I Dali Version
03.9635.40ADA
03.9635.14ADA
E I **Casambi Integrated
03.9635.40ACB
03.9635.14ACB

33° FLOOD

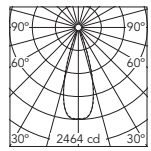

Luminous flux luminaire
790 lm (EXTREME CUT OFF)

Beam Angle: 33°

h(m)	E(lx)	D(m)
1	2464	0.59
2	616	1.18
3	274	1.78
4	154	2.37
5	99	2.96

2700K

E I
03.9627.40A
03.9627.14A
E I Dali Version
03.9627.40ADA
03.9627.14ADA
E I **Casambi Integrated
03.9627.40ACB
03.9627.14ACB

33° FLOOD

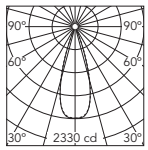

Luminous flux luminaire
752 lm (EXTREME CUT OFF)

Beam Angle: 33°

h(m)	E(lx)	D(m)
1	2330	0.60
2	582	1.19
3	259	1.79
4	146	2.38
5	93	2.98

3000K

E I
03.9637.40A
03.9637.14A
E I Dali Version
03.9637.40ADA
03.9637.14ADA
E I **Casambi Integrated
03.9637.40ACB
03.9637.14ACB

33° FLOOD

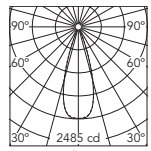

Luminous flux luminaire
803 lm (EXTREME CUT OFF)

Beam Angle: 33°

h(m)	E(lx)	D(m)
1	2485	0.60
2	621	1.19
3	276	1.79
4	155	2.38
5	99	2.98

2700K

E I
03.9628.40A
03.9628.14A
E I Dali Version
03.9628.40ADA
03.9628.14ADA
E I **Casambi Integrated
03.9628.40ACB
03.9628.14ACB

33° FLOOD

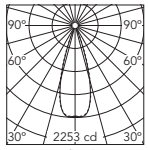

Luminous flux luminaire
732 lm (EXTREME CUT OFF)

Beam Angle: 33°

h(m)	E(lx)	D(m)
1	2253	0.60
2	563	1.20
3	250	1.79
4	141	2.39
5	90	2.99

3000K

E I
03.9638.40A
03.9638.14A
E I Dali Version
03.9638.40ADA
03.9638.14ADA
E I **Casambi Integrated
03.9638.40ACB
03.9638.14ACB

33° FLOOD

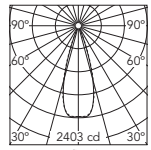

Luminous flux luminaire
781 lm (EXTREME CUT OFF)

Beam Angle: 33°

h(m)	E(lx)	D(m)
1	2403	0.60
2	601	1.20
3	267	1.79
4	150	2.39
5	96	2.99

** Die Steuerung bei den Casambi-Leuchten erfolgt direkt und individuell kabellos mittels der App FLOS Control® powered by Casambi / The control system with the Casambi version of light fixtures is directly and individually regulated wirelessly using the application FLOS Control® by Casambi.

NEW

Optic Wide Flood

E I **2700K**
03.9661.40A
03.9661.14A
E I Dali Version
03.9661.40ADA
03.9661.14ADA
E I **Casambi Integrated
03.9661.40ACB
03.9661.14ACB



WIDE FLOOD

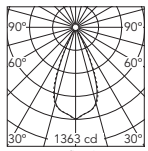

Luminous flux luminaire
731 lm

Beam Angle: 47°

h(m)	E(lx)	D(m)
1	1363	0.83
2	341	1.67
3	151	2.50
4	85	3.34
5	55	4.17

Optic Wide Flood

E I **3000K**
03.9665.40A
03.9665.14A
E I Dali Version
03.9665.40ADA
03.9665.14ADA
E I **Casambi Integrated
03.9665.40ACB
03.9665.14ACB



WIDE FLOOD

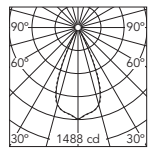

Luminous flux luminaire
784 lm

Beam Angle: 47°

h(m)	E(lx)	D(m)
1	1488	0.84
2	372	1.69
3	165	2.53
4	93	3.38
5	60	4.22

E I **2700K**
03.9660.40A
03.9660.14A
E I Dali Version
03.9660.40ADA
03.9660.14ADA
E I **Casambi Integrated
03.9660.40ACB
03.9660.14ACB



WIDE FLOOD

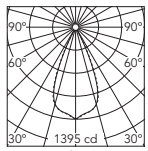

Luminous flux luminaire
735 lm

Beam Angle: 47°

h(m)	E(lx)	D(m)
1	1395	0.84
2	349	1.69
3	155	2.53
4	87	3.38
5	56	4.22

E I **3000K**
03.9664.40A
03.9664.14A
E I Dali Version
03.9664.40ADA
03.9664.14ADA
E I **Casambi Integrated
03.9664.40ACB
03.9664.14ACB



WIDE FLOOD

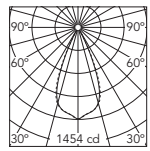

Luminous flux luminaire
780 lm

Beam Angle: 47°

h(m)	E(lx)	D(m)
1	1454	0.83
2	363	1.67
3	162	2.50
4	91	3.34
5	58	4.17

E I **2700K**
03.9662.40A
03.9662.14A
E I Dali Version
03.9662.40ADA
03.9662.14ADA
E I **Casambi Integrated
03.9662.40ACB
03.9662.14ACB



WIDE FLOOD

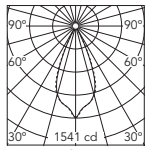

Luminous flux luminaire
739 lm

Beam Angle: 45°

h(m)	E(lx)	D(m)
1	1541	0.80
2	385	1.60
3	171	2.40
4	96	3.19
5	62	3.99

E I **3000K**
03.9666.40A
03.9666.14A
E I Dali Version
03.9666.40ADA
03.9666.14ADA
E I **Casambi Integrated
03.9666.40ACB
03.9666.14ACB



WIDE FLOOD

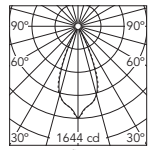

Luminous flux luminaire
789 lm

Beam Angle: 45°

h(m)	E(lx)	D(m)
1	1644	0.80
2	411	1.60
3	183	2.40
4	103	3.19
5	66	3.99

E I **2700K**
03.9663.40A
03.9663.14A
E I Dali Version
03.9663.40ADA
03.9663.14ADA
E I **Casambi Integrated
03.9663.40ACB
03.9663.14ACB



WIDE FLOOD

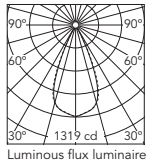

Luminous flux luminaire
716 lm

Beam Angle: 47°

h(m)	E(lx)	D(m)
1	1319	0.84
2	330	1.69
3	147	2.53
4	82	3.38
5	53	4.22

E I **3000K**
03.9667.40A
03.9667.14A
E I Dali Version
03.9667.40ADA
03.9667.14ADA
E I **Casambi Integrated
03.9667.40ACB
03.9667.14ACB



WIDE FLOOD

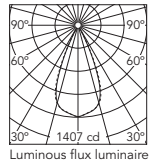

Luminous flux luminaire
764 lm

Beam Angle: 47°

h(m)	E(lx)	D(m)
1	1407	0.84
2	352	1.69
3	156	2.53
4	88	3.38
5	56	4.22

** Die Steuerung bei den Casambi-Leuchten erfolgt direkt und individuell kabellos mittels der App FLOS Control® powered by Casambi / The control system with the Casambi version of light fixtures is directly and individually regulated wirelessly using the application FLOS Control® by Casambi.

Light Shadow Wall-Washer

Light Source: Power LED 10,8W - 4x270 lm - 2700K/CRI 90 / 10,8W - 4x285 lm - 3000K/CRI 90



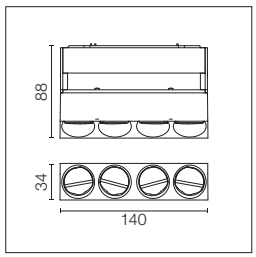

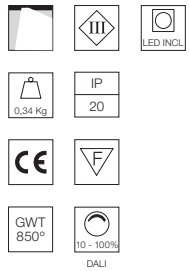

LED-Beleuchtungsmodul mit 4 Scheinwerfern und geringer Blendung für den Einbau in das System The Running Magnet.
Elektronischer Stromwandler DC/DC, eingebaut.
Für die kabellose Steuerung der Leuchten sind die integrierten Casambi-Versionen auszuwählen.

LED lighting module, with 4 spotlights and low glare, to be installed in the The Running Magnet system.
DC/DC, built-in electronic current converter.
For wireless lighting control, choose integrated Casambi versions.

2700K
- 03.9905.40A
- 03.9905.14A

Dali Version
- 03.9905.40ADA
- 03.9905.14ADA

**Casambi Integrated
- 03.9905.40ACB
- 03.9905.14ACB

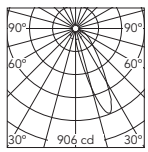

Luminous flux luminaire
684 lm

Beam Angle: 46°

h(m)	E(lx)	D(m)
1	906	0.48
2	227	0.97
3	101	1.45
4	57	1.94
5	36	2.42

3000K
- 03.9904.40A
- 03.9904.14A

Dali Version
- 03.9904.40ADA
- 03.9904.14ADA

**Casambi Integrated
- 03.9904.40ACB
- 03.9904.14ACB

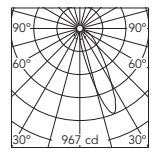

Luminous flux luminaire
730 lm

Beam Angle: 46°

h(m)	E(lx)	D(m)
1	967	0.48
2	242	0.97
3	107	1.45
4	60	1.94
5	39	2.42

String Light Sphere

Light Source: Power LED 16W - 1310 lm - 2700K/CRI 90 / 16W - 1404 lm - 3000K/CRI 90



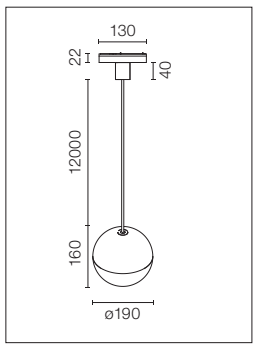

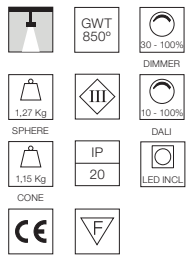

LED-Modul für allgemeine Beleuchtung zur Installation in das System The Running Magnet.
Elektronischer DC/DC-Wandler enthalten.
Für die kabellose Steuerung der Leuchten sind die integrierten Casambi-Versionen auszuwählen.

Spot Module No DALI:
Maximal 9 Spots auf einen Driver.

General lighting LED module to be installed in The Running Magnet System. Built-in DC/DC electronic voltage converter.
For wireless lighting control, choose integrated Casambi versions.

Spot Module No DALI:
Maximum 9 spots for a single driver.

String Light Cone



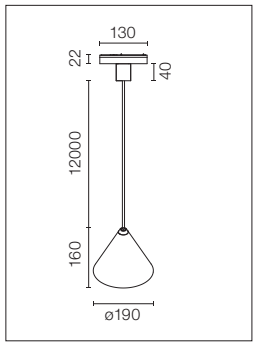

String Light Sphere 2700K
- 03.6295.14

Dali Version
- 03.6295.14.DA

**Casambi Integrated
- 03.6295.14.CB

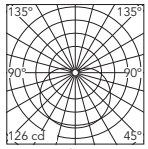

Luminous flux luminaire
780 lm

String Light Cone 2700K
- 03.6297.14

Dali Version
- 03.6297.14.DA

**Casambi Integrated
- 03.6297.14.CB

114°

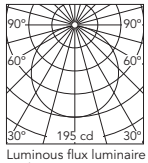

Luminous flux luminaire
570 lm

Beam Angle: 114°

h(m)	E(lx)	D(m)
1	195	3.09
2	49	6.17
3	22	9.26
4	12	12.34
5	8	15.43

String Light Sphere 3000K
- 03.6296.14

Dali Version
- 03.6296.14.DA

**Casambi Integrated
- 03.6296.14.CB

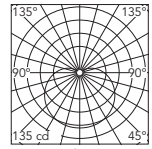

Luminous flux luminaire
836 lm

String Light Cone 3000K
- 03.6298.14

Dali Version
- 03.6298.14.DA

**Casambi Integrated
- 03.6298.14.CB

114°

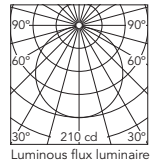

Luminous flux luminaire
611 lm

Beam Angle: 114°

h(m)	E(lx)	D(m)
1	210	3.09
2	52	6.17
3	23	9.26
4	13	12.34
5	8	15.43

NEW

Mini Glo-Ball

Light Source: Power LED 7W - 800 lm - 2700K/CRI 80 / 7W - 880 lm - 3000K/CRI 80



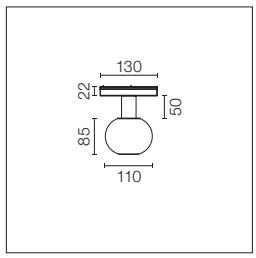

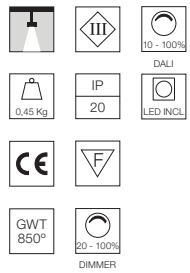

LED-Modul für allgemeine Beleuchtung zur Installation in das System The Running Magnet. Elektronischer DC/DC-Wandler enthalten.
Für die kabellose Steuerung der Leuchten sind die integrierten Casambi-Versionen auszuwählen.

Spot Module No DALI:
Maximal 21 Spots auf einen driver.
Spot Module DALI:
Maximal 14 Spots auf einen driver.

General lighting LED module to be installed in The Running Magnet System. Built-in DC/DC electronic voltage converter.
For wireless lighting control, choose integrated Casambi versions.

Spot Module No DALI:
Maximum 21 spots for a single driver.
Spot Module DALI:
Maximum 14 spots for a single driver.

2700K
- 03.6260.14B
  Dali Version
- 03.6260.14.DA
  *Casambi Integrated
- 03.6260.14.CB

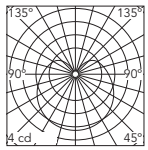

Luminous flux luminaire
446 lm

3000K
- 03.6261.14B
  Dali Version
- 03.6261.14.DA
  *Casambi Integrated
- 03.6261.14.CB

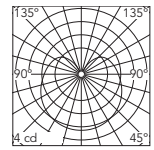

Luminous flux luminaire
508 lm

Mini Glo-Ball S

Light Source: Power LED 3,5W - 400 lm - 2700K/CRI 80 / 3,5W - 440 lm - 3000K/CRI 80



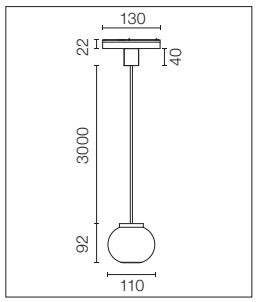

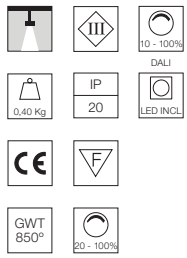

LED-Modul für allgemeine Beleuchtung zur Installation in das System The Running Magnet. Elektronischer DC/DC-Wandler enthalten.
Für die kabellose Steuerung der Leuchten sind die integrierten Casambi-Versionen auszuwählen.

Spot Module No DALI:
Maximal 21 Spots auf einen driver.
Spot Module DALI:
Maximal 14 Spots auf einen driver.

General lighting LED module to be installed in The Running Magnet System. Built-in DC/DC electronic voltage converter.
For wireless lighting control, choose integrated Casambi versions.

Spot Module No DALI:
Maximum 21 spots for a single driver.
Spot Module DALI:
Maximum 14 spots for a single driver.

2700K
- 03.6262.14B
  Dali Version
- 03.6262.14.DA
  **Casambi Integrated
- 03.6262.14.CB

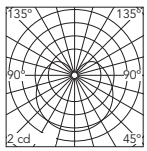

Luminous flux luminaire
258 lm

3000K
- 03.6263.14B
  Dali Version
- 03.6263.14.DA
  **Casambi Integrated
- 03.6263.14.CB

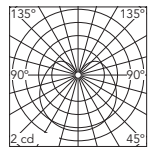

Luminous flux luminaire
271 lm

** Die Steuerung bei den Casambi-Leuchten erfolgt direkt und individuell kabellos mittels der App FLOS Control® powered by Casambi / The control system with the Casambi version of light fixtures is directly and individually regulated wirelessly using the application FLOS Control® by Casambi.

Find Me 1 Suspension

Light Source: Power LED 8W - 560 lm - 2700K/CRI 90 / 8W - 600 lm - 3000K/CRI 90



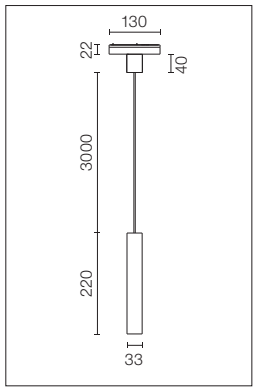

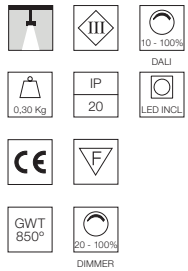

LED-Modul für Akzentbeleuchtung zur Installation in das System The Running Magnet. Elektronischer DC/DC-Wandler enthalten.
Für die kabellose Steuerung der Leuchten sind die integrierten Casambi-Versionen auszuwählen.

Spot Module No DALI:
Maximal 21 Spots auf einen driver.
Spot Module DALI:
Maximal 14 Spots auf einen driver.

Accent lighting LED module to be installed in The Running Magnet System. Built-in DC/DC electronic voltage converter.
For wireless lighting control, choose integrated Casambi versions.

Spot Module No DALI:
Maximum 21 spots for a single driver.
Spot Module DALI:
Maximum 14 spots for a single driver.

2700K
- 03.6272.30C
- 03.6272.06C
- 03.6272.14C

Dali Version
- 03.6272.30CDA
- 03.6272.06CDA
- 03.6272.14CDA

**Casambi Integrated
- 03.6272.30CCB
- 03.6272.06CCB
- 03.6272.14CCB

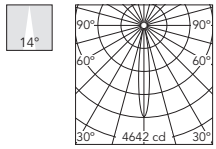

Luminous flux luminaire
344 lm (EXTREME CUT OFF)

Beam Angle: 14°

h(m)	E(lx)	D(m)
1	4642	0.24
2	1160	0.48
3	516	0.72
4	290	0.95
5	186	1.19

3000K
- 03.6273.30C
- 03.6273.06C
- 03.6273.14C

Dali Version
- 03.6273.30CDA
- 03.6273.06CDA
- 03.6273.14CDA

**Casambi Integrated
- 03.6273.30CCB
- 03.6273.06CCB
- 03.6273.14CCB

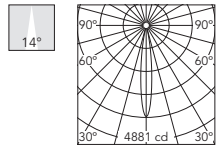

Luminous flux luminaire
365 lm (EXTREME CUT OFF)

Beam Angle: 14°

h(m)	E(lx)	D(m)
1	4881	0.24
2	1220	0.49
3	542	0.73
4	305	0.97
5	195	1.21

Anthony Spot Track By Antonio Citterio

Light Source: Power LED 16W - 1310 lm - 2700K/CRI 90 / 16W - 1404 lm - 3000K/CRI 90



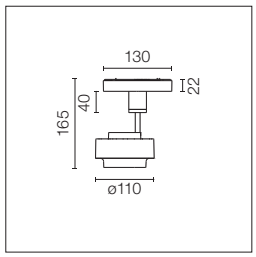

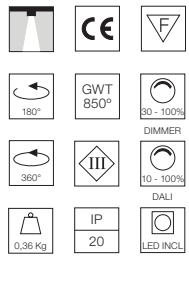

LED-Modul für Akzentbeleuchtung zur Installation in das System The Running Magnet. Elektronischer DC/DC-Wandler enthalten.
Für die kabellose Steuerung der Leuchten sind die integrierten Casambi-Versionen auszuwählen.

Spot Module No DALI:
Maximal 9 Spots auf einen Driver.

Siehe erhältliches Zubehör.

Accent lighting LED module to be installed in The Running Magnet System. Built-in DC/DC electronic voltage converter.
For wireless lighting control, choose integrated Casambi versions.

Spot Module No DALI:
Maximum 9 spots for a single driver.

See available accessories.

2700K
- 03.6277.40A
- 03.6277.14A

Dali Version
- 03.6277.40ADA
- 03.6277.14ADA

**Casambi Integrated
- 03.6277.40ACB
- 03.6277.14ACB

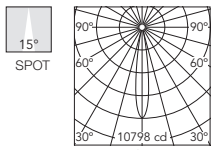

Luminous flux luminaire
1010 lm

Beam Angle: 15°

h(m)	E(lx)	D(m)
1	10798	0.27
2	2700	0.54
3	1200	0.81
4	675	1.09
5	432	1.36

3000K
- 03.6274.40A
- 03.6274.14A

Dali Version
- 03.6274.40ADA
- 03.6274.14ADA

**Casambi Integrated
- 03.6274.40ACB
- 03.6274.14ACB

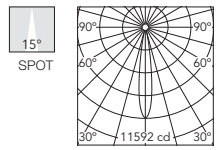

Luminous flux luminaire
1085 lm

Beam Angle: 15°

h(m)	E(lx)	D(m)
1	11592	0.27
2	2898	0.54
3	1288	0.81
4	724	1.09
5	464	1.36

2700K
- 03.6278.40A
- 03.6278.14A

Dali Version
- 03.6278.40ADA
- 03.6278.14ADA

**Casambi Integrated
- 03.6278.40ACB
- 03.6278.14ACB

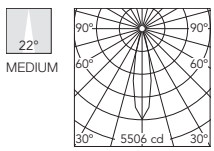

Luminous flux luminaire
1052 lm

Beam Angle: 22°

h(m)	E(lx)	D(m)
1	5506	0.40
2	1376	0.79
3	612	1.19
4	344	1.58
5	220	1.98

3000K
- 03.6275.40A
- 03.6275.14A

Dali Version
- 03.6275.40ADA
- 03.6275.14ADA

**Casambi Integrated
- 03.6275.40ACB
- 03.6275.14ACB

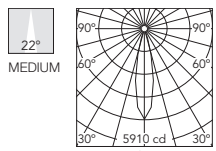

Luminous flux luminaire
1129 lm

Beam Angle: 22°

h(m)	E(lx)	D(m)
1	5910	0.40
2	1478	0.79
3	657	1.19
4	369	1.58
5	236	1.98

** Die Steuerung bei den Casambi-Leuchten erfolgt direkt und individuell kabellos mittels der App FLOS Control® powered by Casambi / The control system with the Casambi version of light fixtures is directly and individually regulated wirelessly using the application FLOS Control® by Casambi.

Zubehör / Accessories

Anthony Spot Track

Elliptische linse.	Elliptical lens.		08.8418.68A
Honeycomb.	Honeycomb.		08.8419.14A
Floodlinse. Zum Erreichen von Flood-Optik (35º), Anthony Spot Medium + Flood-Linse bestellen.	Flood lens. To obtain flood optics (35º) order Anthony Spot Medium + flood lens.		08.0050.00

Treiber / Drivers

LED-Netzteil für den Ferneinbau im Verteiler 24V/200W. Um Überlastproblemen vorzubeugen, empfiehlt sich der Einbau eines Netzteils für jeweils 185W. 100/240V.	LED power supply source for remote installation in 24V/200W electric control panel. To avoid problems of overload it is recommended to install a power source every 185W. 100/240V.		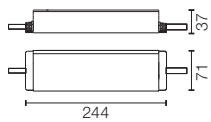	60.9352

The Running Magnet Up&Down version

Elektronischer Transformator für LED mit beständiger Spannung (24V) – 100/240V.	Electronic transformer with constant voltage (24V) for LED. 100/240V.		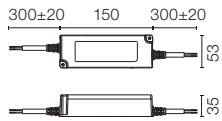	60W 60.9089 Up lighting max 6m
Elektronischer Transformator für LED mit beständiger Spannung (24V) – 100/240V.	Electronic transformer with constant voltage (24V) for LED. 100/240V.		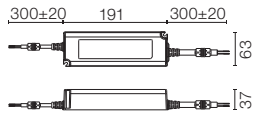	120W 60.9407 Up lighting max 8m
Steuereinheit für Dali-Dimmung; 1-Kanal-Steuerung für 24V-LED-Module; Netzgerät nicht inbegriffen.	Dimmable Dali control unit with 1 channel for 24V LED modules. Power supply not included.		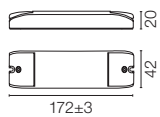	60.8635

Bei der Dimensionierung der Anlage ist eine Sicherheitsspanne von 15 % der maximalen Leistung der LED-Stromversorgung einzuhalten / For the sizing of the installation keep a safety margin of 15% of the maximum power of the LED power source.

THE TRACKING MAGNET

DESIGNED BY FLOS ARCHITECTURAL

FLOS CONTROL BY CASAMBI

Available on the App Store

GET IT ON Google Play

RECESSED

SURFACE

SUSPENSION
UP&DOWN/DOWN



Recessed Profiles ■ 14 Schwarz / 14 Black

Surface/Suspension Profiles □ 40 Weiss / 40 White ▨ 05 Hochglänzendem / 05 Polished Aluminium ■ 14 Schwarz / 14 Black

LIGHT MODULES

LIGHT STRIPE



LIGHT SOURCE
TOP LED
20W/m
1859 lm/m
2700K/CRI 90
1967 lm/m
3000K/CRI 90

SPOT 50



LIGHT SOURCE
POWER LED
3,5W
286 lm
2700K/CRI 90
307 lm
3000K/CRI 90

SPOT 90



LIGHT SOURCE
POWER LED
8,5W
610 lm
2700K/CRI 90
656 lm
3000K/CRI 90

SPOT 120



LIGHT SOURCE
POWER LED
12W
724 lm
2700K/CRI 90
779 lm
3000K/CRI 90

SPOT 120



LIGHT SOURCE
LED ARRAY
12,5W
1075 lm
2700K/CRI 90
1138 lm
3000K/CRI 90

SPOT 150



LIGHT SOURCE
LED ARRAY
22,5W
2000 lm
2700K/CRI 90
2115 lm
3000K/CRI 90

ANTHONY SPOT TRACK



LIGHT SOURCE
LED ARRAY
16,5W
1620 lm
2700K/CRI 90
1730 lm
3000K/CRI 90

WALLEE



LIGHT SOURCE
TOP LED
10W
773 lm
2700K/CRI 90
818 lm
3000K/CRI 90

Surface Flos Kit Installation

Recessed Flos Kit Installation

Recessed Conventional Installation

Anthony Spot

Produktbeschreibung
Überarbeitetes Beleuchtungssystem für den Innenbereich für Aufputz-, Pendel- oder Einbauinstallationen in Wänden/Decken aus Gipskarton.
Mit den neuen Angebot geht FLOS neben der bekannten Version “On Board Dimmer” einen Schritt weiter und präsentiert Profile und Leuchten, die mit verschiedenen Fernsteuerungssystemen gesteuert werden können: DALI, 1-10V und Casambi.
Es gibt drei Profilversionen (vertieft, Oberfläche/Aufhängung und Up&Down), alle aus extrudiertem Aluminium mit einer max. Länge von 3 m in Weiß, Schwarz oder poliertem Aluminium, ausgestattet mit elektrischen Schienen, die mit 48 V versorgt werden.
Darüber hinaus sind die systemgesteuerten Versionen (DALI, 1-10V) mit einem Datenbus aus Graphit zur Regulierung ausgestattet. Die Leuchten werden mit einem magnetischen Befestigungssystem montiert.
Die Produktgruppe Tracking Magnet wird durch Module mit Umgebungs- und Akzentbeleuchtung in verschiedener Optik ergänzt. Die Lichtmodule verfügen über einen eingebauten Potentiometer und je nach Wunsch über DALI-, 1-10V- oder Casambi-Lichtsteuerung.

Steuerung
- Für Leuchtmontagen mit Dimmer “On Board Dimmer” und FLOS-Steuerung ist das Profil in der Version “On Board Dimmer” zu verwenden. DALI- und 1-10V-Leuchten sind nur mit den Profilversionen DALI und 1-10V kompatibel. Casambi-Leuchten sind mit allen Profilen kompatibel.
- Für die Steuerung mittels DALI-Protokoll muss der Steuerdatenbus direkt mit dem Profil verbunden werden.
- Für die Steuerung mittels 1-10V muss das Steuerungssystem aktiviert sein (SOURCE, die Steuerung erzeugt das Spannungssignal) und der Steuerdatenbus muss direkt mit dem Profil verbunden werden. Wenn es sich um eine passive Steuerung handelt (SINK), ist die Einheit Control Dimming Box erforderlich (diese befindet sich zwischen der Steuereinheit und der Schiene), die separat im Abschnitt Zubehör bestellt werden muss. Beim Steuerungssystem 1-10V werden alle Leuchten gleichzeitig geregelt (als Block oder Broadcast).
- Für die Steuerung mittels Casambi (max. 200 Leuchten) müssen Casambi-Leuchten bestellt werden, diese sind mit allen für das System verfügbaren Profilen kompatibel.
Für Mobilgeräte ist die app FLOS Control® powered by Casambi erforderlich (erhältlich im Apple Store und auf Google Play).
Maximale Anzahl der Schienenverbindungen, um die Signalübermittlung von DALI oder 1-10V zu gewährleisten, beträgt 20 Verbindungen, einschließlich der Schnitte, oder 20 Meter.
Maximale Anzahl der Schienenschnitte, um die Signalübermittlung von DALI oder 1-10V zu gewährleisten, beträgt 3 Schnitte.
Die UP&DOWN-Version verfügt über eine kompatible DALI-Schnittstelle zur Steuerung der indirekten Beleuchtung. Da es sich um eine kompatible DALI-Komponente handelt, beachten Sie bitte, dass diese nicht auf erweiterte Funktionen des DALI-Protokolls reagieren kann. Weitere Informationen erhalten Sie im Abschnitt der technischen Spezifikationen auf der Website von Flos.
Die UP&DOWN-Version kann separat per DALI gesteuert werden.

Optisches System
- Light Stripe: diffuses indirektes Raumlicht.
- Spot 50: Medium.
- Spot 90: Medium.
- Spot 120 Power LED (Gleiche Lichtquelle der Spot 50 und Spot 90): Spot, Medium.
- Spot 120 LED Array (Gleiche Lichtquelle des Spot 150): Medium, Flood.
- Spot 150: Spot, Medium, Flood.
- Anthony Spot: Spot, Medium, Flood (mit Flood-Filter).
- Wallee: Wandbeleuchtung von Bildern.

Einspeisung
Fern-Netzteil 48V nicht enthalten.

Zubehör
Für das Beleuchtungsmodul Anthony Spot gibt es elyptische Linsen, Flood-Linsen (für die Verwendung mit Anthony Spot Medium) und Schirmelemente.
Für die Beleuchtungsmodule Spot Tracking schließt das Produkt die Zubehörteile Honeycomb und Schirmkreuz ein.
Die Aufhängeausführungen bieten zwei Aufhangsysteme an, die getrennt bestellt werden müssen: Starre Stangen zur Vermeidung einer Neigung des Profils (geradlinige Strukturen ohne Winkel oder für Installationen, bei denen ein starreres Befestigungssystem erforderlich ist; auch wird ein Stahlkabel empfohlen, wenn ein Winkel in der Struktur enthalten ist, bei der auf keinen Fall eine Neigung eintritt.

Zusatzinformationen
Recessed Version ausschließlich zur Installation auf 12.5mm dicken Gipskarton Oberflächen.
The Tracking Magnet ist eine mit 48 V gespeiste elektrische Anlage, deren Maximalstrom zur Vorbeugung gegen Überlast auf 8A beschränkt ist.
Maximale Länge mit einem einzigen Netzteil: 20 m.
Schutzgrad IP20.
Auf normal entflammbaren Oberflächen einsetzbar.

Qualitätszeichen
Das Gerät entspricht der europäischen technischen Norm EN60598-1 und den entsprechenden Zusatzregelungen.

Description
Renewed indoor lighting system for surface, suspended and recessed in plasterboard wall/ceiling installation.
In the new proposal, beside the successful “On Board Dimmer” version, FLOS goes one step beyond, launching both track and luminaries designed for system management in a variety of options: DALI, 1-10V and Casambi.
There are three profile versions (recessed, surface/suspension and Up&Down), all manufactured with aluminium profiling of a maximum of 3m extruded in white, black or polished aluminium, provided with electric tracks powered at 48V.
Furthermore, the system controlled versions (DALI, 1-10V) are equipped with graphite data bus for regulation.
Luminaires are installed through a magnetic fixing system.
The Tracking Magnet product group is complemented with ambient and accent lighting modules, with different optics. The light fixtures are available with potentiometer incorporated, dimmable DALI, 1-10V or Casambi for remote setting.

Control
- For installation of “On Board Dimmer” fixtures use “On Board Dimmer” track version. Luminaries DALI and 1-10V are only compatible with track DALI, 1-10V.
Casambi luminaires can be installed on all profiles available in the system.
- To manage using DALI protocol, it is necessary to connect the control data bus directly to the profile.
- For the 1-10V management, the control system needs to be active (SOURCE, the controller generates the power signal) and the control data bus needs to be directly connected to the profile. If the controller is passive (SINK), the Control Dimming box unit will be necessary. It is located between the control unit and the track, and it must be ordered separately from the accessories department. In the 1-10V management system, all luminaries are dimmed at the same time (as a block or broadcast).
- For Casambi management (Max. 200 luminaires) it is mandatory to use fixtures in the Casambi version, these are compatible with all profiles available in the system.
For managing and controlling the Casambi system, the FLOS Control® app powered by Casambi for mobile devices is necessary (available in the Apple Store and Google Play).
Maximum number of track interconnections to guarantee the communication of the DALI or 1-10V signal: 20 interconnections including cuts, or 20 meters. Maximum number of track cuts to guarantee the communication of the DALI or 1-10V signal: 3 cuts.
The UP&DOWN version has a compatible DALI interface for controlling indirect lighting. Please note that since it is a DALI compatible component, it may not respond to advanced DALI protocol functions. For more information, see the technical specifications section on the Flos website.
The UP&DOWN version can be controlled independently via DALI.

Optic system
- Light Stripe: diffuse ambient light.
- Spot 50: Medium.
- Spot 90: Medium.
- Spot 120 Power LED (same light source as the Spot 50 and Spot 90): Spot, Medium.
- Spot 120 LED Array (same light source as the Spot 150): Medium, Flood.
- Spot 150: Spot, Medium, Flood.
- Anthony Spot: Spot, Medium, Flood (with flood filter).
- Wallee: Wall frame lighting.

Power Supply
Remote 48V power supply not included.

Accessories
For the Anthony Spot lighting module there are elliptical, flood lenses (to be used with Anthony Spot Medium) and screening elements.
For the Spot tracking lighting modules, the honeycomb and screening crossbrace accessories are incorporated in the product.
The Suspension versions offer two suspension systems that must be ordered separately: rigid bars to stop the profile tilting (straight structures with no corners) or for installations requiring a more rigid fixture system, and steel cable, recommended if a corner is included in the structure, where the tilt will not appear in any case.

Additional Information
Recessed version only to be installed in 12.5mm thick plasterboard surfaces.
The Tracking Magnet is a 48V electrical system limited to a maximum power current of 6.6A and 320W to avoid overloads.
Maximum length with a single power source is 20 m.
IP20 protection grade.
Suitable for installation on normally inflammable surfaces.

Compliance of Standards and Quality Marks
EN60598-1 European Technical Standards and any subsequent additions.

HOW TO ORDER

1 CHOOSE YOUR PROFILE AND LENGTH

2 COMPLETE WITH MOUNTING ACCESSORIES

RECESSED PROFILE



L: 1 / 1,5 / 2 / 2,5 / 3 m

- Feed connector
- End cap
- Intermediate connector — Straight / Flexible/Electrical corner
- 90° Corner — mechanical joint
- Inner corner — mechanical joint
- Outer corner — mechanical joint

Recessed installation

Accessories

- Fixed ceiling kit
- or
- Adjustable ceiling kit

SURFACE/SUSPENSION DOWN PROFILE





L: 1 / 1,5 / 2 / 2,5 / 3 m

- Feed connector
- End cap
- Intermediate connector — Straight / Flexible/Electrical corner
- 90° Corner — mechanical joint
- Inner corner — mechanical joint

Surface installation

Accessories

- Fixed ceiling kit

Suspension Down installation

- Suspension kit
- \+
- Surface rose
- or
- Recessed rose
- Power cable
- Rigid rod
- or
- Suspension cable

SUSPENSION UP&DOWN PROFILE



L: 1 / 1,5 / 2 / 2,5 / 3 m

- Power connector profile
- End cap
- Intermediate connector — Straight / Flexible/Electrical corner
- 90° Corner — mechanical joint
- Intermediate suspension kit

Suspension Up&Down installation

Accessories

- Surface rose
- or
- Recessed rose
- Power cable
- Rigid rod
- or
- Suspension cable

3 SELECT POWER SUPPLY AND CONTROL OPTION

Recessed installation

Remote power supply



185W *or* 320W

(select the driver with the appropriate power according to the needs of your project)

On board dimmer / Casambi / Dali



185W *or* 320W

(select the driver with the appropriate power according to the needs of your project)

+



1-10V control box

(needed only to transform sink into source control signal)

1-10V

Surface installation

Remote power supply



185W *or* 320W

(select the driver with the appropriate power according to the needs of your project)

On board dimmer / Casambi / Dali



185W *or* 320W

(select the driver with the appropriate power according to the needs of your project)

+



1-10V control box

(needed only to transform sink into source control signal)

1-10V

Suspension Down installation

Remote power supply



185W *or* 320W

(select the driver with the appropriate power according to the needs of your project)

On board dimmer / Casambi / Dali



185W *or* 320W

(select the driver with the appropriate power according to the needs of your project)

+



1-10V control box

(needed only to transform sink into source control signal)

1-10V

Surface power supply

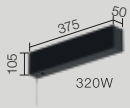

On board dimmer / Casambi / Dali

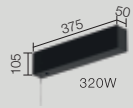

(only for 1-10V source signal)

1-10V

Suspension Up&Down installation

	Remote power supply		Surface power supply	
	Down instal.	**Up instal.**	**Down instal.**	**Up instal.**
On board dimmer / **Casambi**	 185W *or* 320W		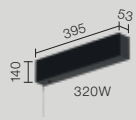 320W	
Dali	 185W *or* 320W	+  DALI Push		
1-10V	 185W *or* 320W	+  1-10V control box (needed only to transform sink into source control signal)	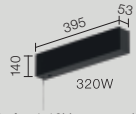 320W (only for 1-10V source signal)	+  1-10V Push

4 SELECT A LIGHT MODULE AND CONTROL OPTION

Dali / 1-10V / Casambi / On board dimmer

Light Stripe





General lighting

Spot 50





M

Spot 90





S/M

Spot 120





S/M/F

Spot 150





S/M/F

Anthony Spot Track





S/M

Wallee





General lighting

Profile

Elektromechanische Profile für den Einbau in Gipskartondecken und -wänden mit einer Länge von 1m bis 3m.
Kompatible Version mit „On Board Dimmer"-Leuchten und Casambi verfügbar. Kompatible Version mit steuerbaren Leuchten wie DALI und 1-10V. Gemeinsame Ecken-, Verbinderelemente und Zubehör für beide Schienenversionen.
Netzanschluss, Zwischenstecker und Abdeckungen sind separat zu bestellen. Mechanische 90°-Ecken verfügbar auf derselben Ebene (symmetrisches Element für die linke und rechte Ecke), symmetrische 90°-Innen- und Außenecken auf verschiedenen Ebenen.
Zwischenstecker sind separat zu bestellen, um die elektrische Kontinuität in den Ecken zu gewährleisten. In den Ecken können keine Spots angebracht werden.
Befestigungsbausätze für fixierte oder verstellbare Modelle sind erhältlich (optional). Die Bausätze für die Deckenbefestigung ermöglichen die Installation ohne Aluminium-Befestigungsprofile. Empfohlen für Installationen, bei denen das Profil Tracking Magnet vor dem Einbau der Gipskartonplatte verlegt kann.

Profiles

Electromechanical profile for recessed installation in plasterboard ceilings and walls, available in lengths from 1m to 3m.
A version compatible with 'On Board Dimmer' and Casambi light fixtures is available. Version compatible with controllable lights such as DALI and 1-10V systems. Corners, connectors and accessories common for the two profile versions.
Feed connector, intermediated connector and end-caps to be ordered separately.
Mechanical 90° corners available in the same plane (symmetrical element for left and right corners), symmetrical 90° inner and outer corners in different planes.
Intermediate connectors to be ordered separately if electrical continuity on corners is required.
Corners do not admit installation of spots.
Fixed or adjustable fastening kits available (optional). The fastening kits for the roof permit installing without using aluminimum fastening profiles.
Recommended for installations where the Tracking Magnet can be installed before the suspended plasterboard ceiling.

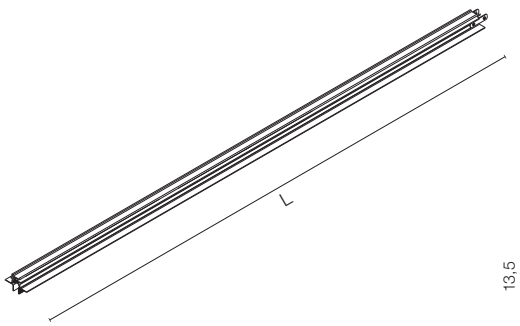

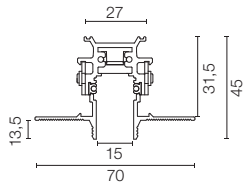

L: 1 m / 1,5 m / 2 m / 2,5 m / 3 m

				Casambi / On board dimmer compatible	**Casambi / DALI / 1-10V compatible**
				L: 1000 mm 06.5050.14 L: 1500 mm 06.5051.14 L: 2000 mm 06.5052.14 L: 2500 mm 06.5053.14 L: 3000 mm 06.5054.14	L: 1000 mm 06.5040.14 L: 1500 mm 06.5041.14 L: 2000 mm 06.5042.14 L: 2500 mm 06.5043.14 L: 3000 mm 06.5044.14
Mechanischer Winkel 90°. Für die Herstellung elektrischer Kontinuität, zusammen mit dem biegsamen Zwischenschalter bestellen.	90° mechanical corner. To create electrical continuity, order with the flexible intermediate connector.		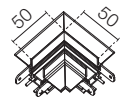		06.5045.14
Mechanischer Innenwinkel. Für die Herstellung elektrischer Kontinuität, zusammen mit dem biegsamen Zwischenschalter bestellen.	Inner mechanical corner. To create electrical continuity, order with the flexible intermediate connector.		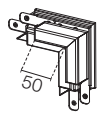		06.5046.14
Mechanischer Außenwinkel. Für die Herstellung elektrischer Kontinuität, zusammen mit dem biegsamen Zwischenschalter bestellen.	Outer mechanical corner. To create electrical continuity, order with the flexible intermediate connector.		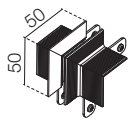		06.5047.14
Versorgungsanschluss.	Feed connector.		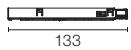		08.0611.14
Mittlerer Verbinder.	Intermediate connector.				Straight 08.0612.14
			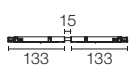		Flexible/Electrical corner 08.0614.14

Befestigungssatz feste decke (fakultativ). Set mit 2 stück.

Fixed ceiling kit (optional). 2 unit kit.



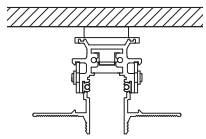

■ 08.8866.14

Befestigungssatz an absenkbare decke (fakultativ). Set mit 2 stück.

Adjustable ceiling kit (optional). 2 unit kit.



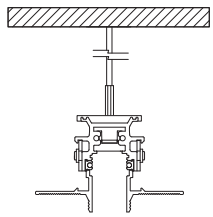

■ 08.8867.14

Profile (mm)	Quantities Ceiling Kit (units)
1000 / 1500	2
2000 / 2500	3
3000	4

Endkappe. Muss separat bestellt werden. Set mit 2 stück.

End caps. To be ordered separately. 2 unit kit.



■ 06.5008.14

Profile

Elektromechanische Profile für Aufputzmontage oder zum Aufhängen mit einer Länge von 1m bis 3m.
Kompatible Version mit „On Board Dimmer"-Leuchten und Casambi verfügbar. Kompatible Version mit steuerbaren Leuchten wie DALI und 1-10V. Gemeinsame Ecken-, Verbinderelemente und Zubehör für beide Schienenversionen.
Netzanschluss, Zwischenstecker und Abdeckungen sind separat zu bestellen. Mechanische 90°-Ecken verfügbar auf derselben Ebene (symmetrisches Element für die linke und rechte Ecke), symmetrische 90°-Innen- und Außenecken auf verschiedenen Ebenen.
Zwischenstecker sind separat zu bestellen, um die elektrische Kontinuität in den Ecken zu gewährleisten.
In den Ecken können keine Spots angebracht werden.

Profiles

Electromechanical profile for surface-mounting, available in lengths from 1m to 3m.
A version compatible with 'On Board Dimmer' and Casambi light fixtures is available. Version compatible with controllable lights such as DALI and 1-10V systems. Corners, connectors and accessories common for the two profile versions.
Feed connector, intermediated connector, end-caps and attachment accessories to be ordered separately.
Mechanical 90° corners available in the same plane (symmetrical element for left and right corner) and 90° symmetrical internal corners in a different plane.
Intermediate connectors to be ordered separately if electrical continuity on corners is required.
Corners do not admit installation of spots.

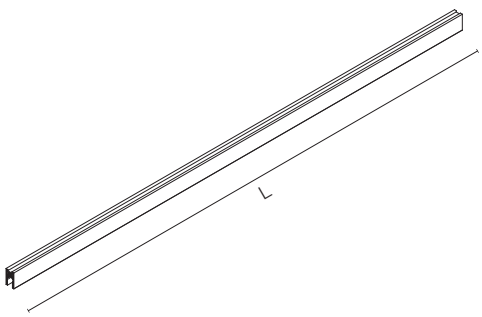

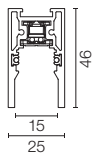

L: 1 m / 1,5 m / 2 m / 2,5 m / 3 m

Casambi / On board dimmer compatible

L: 1000 mm
- 06.5060.40
- 06.5060.05
- 06.5060.14

L: 1500 mm
- 06.5061.40
- 06.5061.05
- 06.5061.14

L: 2000 mm
- 06.5062.40
- 06.5062.05
- 06.5062.14

L: 2500 mm
- 06.5063.40
- 06.5063.05
- 06.5063.14

L: 3000 mm
- 06.5064.40
- 06.5064.14

Casambi / DALI / 1-10V compatible

L: 1000 mm
- 06.5010.40
- 06.5010.05
- 06.5010.14

L: 1500 mm
- 06.5011.40
- 06.5011.05
- 06.5011.14

L: 2000 mm
- 06.5012.40
- 06.5012.05
- 06.5012.14

L: 2500 mm
- 06.5013.40
- 06.5013.05
- 06.5013.14

L: 3000 mm
- 06.5014.40
- 06.5014.14

Mechanischer Winkel 90°.
Für die Herstellung elektrischer Kontinuität, zusammen mit dem biegsamen Zwischenschalter bestellen.

90° mechanical corner.
To create electrical continuity, order with the flexible intermediate connector.



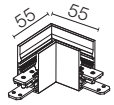

- 06.5015.40
- 06.5015.05
- 06.5015.14

Innenwinkel.
Nur für die Surface-Ausführung.

Inner mechanical corner.
Only for surface version.



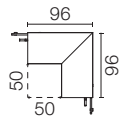

- 06.5016.40
- 06.5016.05
- 06.5016.14

Versorgungsanschluss.

Feed connector.



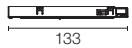

- 08.0611.14

Mittlerer Verbinder.

Intermediate connector.





Straight
- 08.0612.14



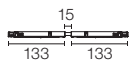

Flexible/Electrical corner
- 08.0614.14

Endkappe. Muss separat bestellt werden. Set mit 2 stück.

End caps. To be ordered separately.
2 unit kit.



- 06.5017.40
- 06.5017.05
- 06.5017.14

Zubehör / Accessories

Suspension

Einspeisungsrosette zur Oberflächenmontage. Ausrüstung, Netzkabel und Aufhängekabel nicht enthalten, bitte separat bestellen.	Surface rose. Equipment, power cable and suspension cable not included. They must be ordered separately.		☐ 08.8883.40A ■ 08.8883.14A
Einspeisungsrosette für den versenkten Einbau. Ausrüstung, Netzkabel und Aufhängekabel nicht enthalten, bitte separat bestellen.	Recessed power supply rose. Equipment, power cable and suspension cable not included. They must be ordered separately.		☐ 08.8889.40 ■ 08.8889.14
4-poliges, transparentes Stromkabel mit 0,75 mm² Querschnitt und 4 m Länge.	4-pole, 0.75 mm² section, 4-meter long, transparent power cable.		06.0157.00

Feste Stangen, um das Verformen der Profile (bei geraden Strukturen ohne Winkel) zu verhindern bzw. für Installationen, bei denen ein stabileres Befestigungssystem erforderlich ist.
Rigid rod to avoid the profile from tilting (rectilinear structures without corners) or to be installed in places where a more rigid fixing system is required.

Abhängestab mit Baldachin 1 m. Gewinde m6. Nicht anwendbar für Oberflächengehäuse.	1 m suspension rod with ceiling rose. M6 thread. Not applicable with a Surface power box.		☐ 60.3014.11 ■ 60.3014.14
Verlängerung Abhängestab 1 m. Gewinde M6.	1 m suspension rod extension set m6 thread.		☐ 60.3097.11 ■ 60.3097.14
4 m Stahlseil, empfohlen, wenn die Struktur eine oder mehrere Ecken aufweist, da bei diesen Strukturen die Schiene nicht kippt, obwohl das Gewicht der Leuchten nicht ausgeglichen ist.	A 4-meter steel suspension cable is recommended if the structure includes one or more angles, since in these structures the track does not tilt even if the weight of the luminaries is not balanced.		08.8634.00

Menge der erforderlichen Befestigungselemente (Kabel oder Stangen):
Wenn gradlinige Profile verbunden werden, ergibt sich die erforderliche Menge aus der Summe der pro Profil erforderlichen Elemente laut Tabelle, abzüglich eines Elements pro Einheit.

Amount of fastening elements necessary (cables or rods):
for the union of rectilinear profiles, the necessary amounts shall be the sum of the necessary elements for each profile, acccording to the table, one less for each joint.

Profile (mm)	Quantities Ceiling Kit (units)
1000 / 1500	2
2000 / 2500	3
3000	4

Suspension

Stromversorgungsbox mit Ausstattung inklusive 320W / 48VDC. Inklusive 4-poligem und 4m transparentem Kabel. Gilt nicht für Installationen mit Aufhängungsstangen. Verwenden Sie zur Steuerung von 1-10 V nur aktive Signale.	Surface power supply with 320W / 48Vdc driver included. 4-meter, 4-pole transparent cable included. Not suitable for installations with suspension rods. For 1-10V control, use only active signals.	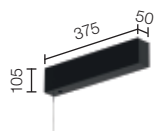	☐ 08.0600.40 ■ 08.0600.14
Deckenbefestigungskit. Set mit 2 stück.	Ceiling fixing kit. 2 unit kit.		Surface 08.0615.00
			Suspension 08.0616.00

Profile

Elektromechanisches Profil für Deckenstrukturen.
Die linearen Elemente in der Up&Down-Version enthalten eine indirekte LED-Beleuchtung im oberen Bereich des Profils.
Kompatible Version mit „On Board Dimmer"-Leuchten und Casambi verfügbar. Kompatible Version mit steuerbaren Leuchten wie DALI und 1-10V.
Aufhängezubehör (Stahlkabel und Stangen) müssen separat bestellt werden.
90°-Ecken verfügbar auf derselben Ebene (symmetrisches Element für die linke und rechte Ecke).
Die Eckteile haben keine indirekte Beleuchtung. Indirekte Beleuchtung kann entweder durch den selben Schaltkreis der direkten Beleuchtung gesteuert werden oder unabhänging davon.
Die Up&Down-Version kann unabhängig über DALI.

Profiles

Electrical/mechanical profile for suspended installations.
The linear elements in the Up&Down version include indirect LED lighting in the upper part of the profile.
A version compatible with 'On Board Dimmer' and Casambi light fixtures is available. Version compatible with controllable lights such as DALI and 1-10V systems.
The profiles cannot be cut. The end caps must be ordered separately.
Suspension accessories (steel cable and rods) should be ordered separately.
90° corners available in the same plan (symmetrical element for left and right corners).
The corners do not have indirect lighting. Indirect lighting can be controlled either through the same circuit than direct lighting or independently.
The Up&Down version can be controlled independently via DALI.

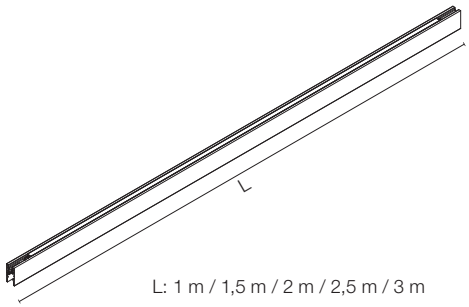

L: 1 m / 1,5 m / 2 m / 2,5 m / 3 m

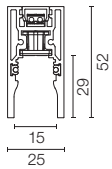

Light Source: Top LED 6,5W/m Up - 630 lm/m Up - 3000K/CRI 80

Casambi / On board dimmer compatible

L: 1000 mm
06.5070.40
06.5070.05
06.5070.14

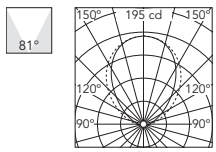

Luminous flux luminaire 419 lm

Beam Angle:	81°
h(m)	E(lx) D(m)
1	195 1.72
2	49 3.44
3	22 5.15
4	12 6.87
5	8 8.59

L: 1500 mm
06.5071.40
06.5071.05
06.5071.14

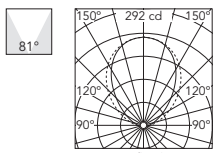

Luminous flux luminaire 629 lm

Beam Angle:	81°
h(m)	E(lx) D(m)
1	292 1.72
2	73 3.44
3	32 5.15
4	18 6.87
5	12 8.59

L: 2000 mm
06.5072.40
06.5072.05
06.5072.14

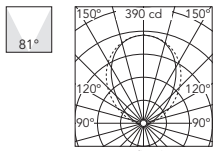

Luminous flux luminaire 838 lm

Beam Angle:	81°
h(m)	E(lx) D(m)
1	390 1.72
2	97 3.44
3	43 5.15
4	24 6.87
5	16 8.59

L: 2500 mm
06.5073.40
06.5073.05
06.5073.14

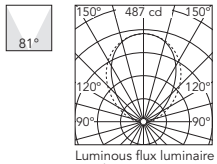

Luminous flux luminaire 1048 lm

Beam Angle:	81°
h(m)	E(lx) D(m)
1	487 1.72
2	122 3.44
3	54 5.15
4	30 6.87
5	19 8.59

L: 3000 mm
06.5074.40
06.5074.14

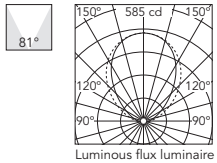

Luminous flux luminaire 1257 lm

Beam Angle:	81°
h(m)	E(lx) D(m)
1	585 1.72
2	146 3.44
3	65 5.15
4	37 6.87
5	23 8.59

Casambi / DALI / 1-10V compatible

L: 1000 mm
06.5020.40
06.5020.05
06.5020.14

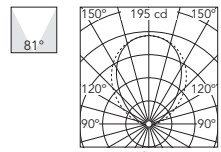

Luminous flux luminaire 419 lm

Beam Angle:	81°
h(m)	E(lx) D(m)
1	195 1.72
2	49 3.44
3	22 5.15
4	12 6.87
5	8 8.59

L: 1500 mm
06.5021.40
06.5021.05
06.5021.14

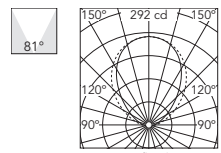

Luminous flux luminaire 629 lm

Beam Angle:	81°
h(m)	E(lx) D(m)
1	292 1.72
2	73 3.44
3	32 5.15
4	18 6.87
5	12 8.59

L: 2000 mm
06.5022.40
06.5022.05
06.5022.14

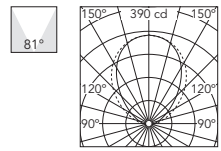

Luminous flux luminaire 838 lm

Beam Angle:	81°
h(m)	E(lx) D(m)
1	390 1.72
2	97 3.44
3	43 5.15
4	24 6.87
5	16 8.59

L: 2500 mm
06.5023.40
06.5023.05
06.5023.14

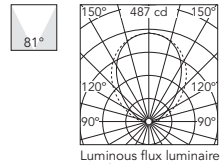

Luminous flux luminaire 1048 lm

Beam Angle:	81°
h(m)	E(lx) D(m)
1	487 1.72
2	122 3.44
3	54 5.15
4	30 6.87
5	19 8.59

L: 3000 mm
06.5024.40
06.5024.14

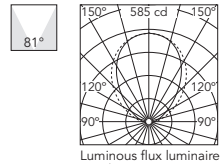

Luminous flux luminaire 1257 lm

Beam Angle:	81°
h(m)	E(lx) D(m)
1	585 1.72
2	146 3.44
3	65 5.15
4	37 6.87
5	23 8.59

Zubehör / Accessories

90 ° mechanische Ecke. Zwei endgültige Aufhängungsanschlüsse enthalten. Stahlkabel nicht im Lieferumfang enthalten. Keine Beleuchtung oben. Top Anschlüsse inklusive.

90° mechanical angle. Two end suspension connections included. Steel cable not included. No lighting on the upper part. Upper part connections included.



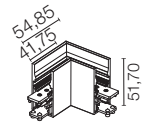

☐ 06.5025.40
▨ 06.5025.05
■ 06.5025.14

Zwischenfederungssatz zum Verbinden von Profilen. Es beinhaltet den elektrischen Anschluss des oberen Teils. Notwendiger Zwischenstecker, separat bestellen. Stahlkabel nicht im Lieferumfang enthalten.

Intermediate suspension kit for joining profiles. It includes the electrical connection of the upper part. An intermediate connector is necessary. It must be ordered separately. Steel cable not included.



■ 08.0627.00

Stromanschluss. Beinhaltet zwei Aufhängezubehörteile für die Enden des Profils sowie ein 6-poliges und ein 4 m langes elektrisches Kabel. Stahlkabel nicht im Lieferumfang enthalten. Das zentrale Aufhängezubehör ist im Profil enthalten.

Power connector. Includes two suspension accessories for the profile ends and a 6-pole and 4-meter long electrical cable. Steel cable not included. Central suspension accessories are included in the profile.





■ 08.0626.00

Mittlerer Verbinder.

Intermediate connector.





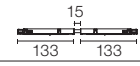

Straight
■ 08.0612.14

Flexible/Electrical corner
■ 08.0614.14

Endkappe. Muss separat bestellt werden. Set mit 2 stück.

End caps. To be ordered separately. 2 unit kit.



☐ 06.5026.40
▨ 06.5026.05
■ 06.5026.14

Einspeisungsrosette zur Oberflächenmontage. Ausrüstung, Netzkabel und Aufhängekabel nicht enthalten, bitte separat bestellen.

Surface rose. Equipment, power cable and suspension cable not included. They must be ordered separately.



☐ 08.8883.40A
■ 08.8883.14A

Einspeisungsrosette für den versenkten Einbau. Ausrüstung, Netzkabel und Aufhängekabel nicht enthalten, bitte separat bestellen.

Recessed power supply rose. Equipment, power cable and suspension cable not included. They must be ordered separately.



☐ 08.8889.40
■ 08.8889.14

4-poliges, transparentes Stromkabel mit 0,75 mm² Querschnitt und 4 m Länge.

4-pole, 0.75 mm² section, 4-meter long, transparent power cable.



06.0157.00

Feste Stangen, um das Verformen der Profile (bei geraden Strukturen ohne Winkel) zu verhindern bzw. für Installationen, bei denen ein stabileres Befestigungssystem erforderlich ist. / Rigid rod to avoid the profile from tilting (rectilinear structures without corners) or to be installed in places where a more rigid fixing system is required.

Abhängestab mit Baldachin 1 m. Gewinde m6. Nicht anwendbar für Oberflächengehäuse.

Suspension rod with 1 m rose. m6 thread. Not applicable with a surface power box.



☐ 60.3014.11
■ 60.3014.14

Verlängerung Abhängestab 1 m. Gewinde M6.

1 m suspension rod extension set m6 thread.

☐ 60.3097.11
■ 60.3097.14

Anzahl der erforderlichen Befestigungselemente (Kabel und Verbindungsstücke): beim Verbinden von linearen Profilen entspricht die für Einbauinstallationen erforderliche Menge der Summe der für jedes Profil erforderlichen Elemente abzüglich eines Elements für jede Verbindung. Bei Oberflächeninstallationen entspricht die Menge der Summe der Elemente.

Number of fastening elements necessary (cables and connections): when linear profiles are joined, the number necessary for recessed installation is equal to the sum of the elements necessary for each profile minus one for each junction. For surface installation, the number is equal to the sum of the elements.



08.8634.00

Profile (mm)	Quantities Fixing Kit (units)
1000 / 1500	2
2000 / 2500	3
3000	4

Versorgungsgerät mit Ausrüstung inklusive 320W / 48Vdc. Stahl- und Elektrokabel nicht enthalten. Gilt nicht für die Montage mit Aufhängestangen. DALI / 1-10V / 0-10V / No dim.

Surface power supply with driver included 320W / 48Vdc. Steel and electric cables not included. Not valid for installation with suspension rods. DALI / 1-10V / 0-10V / No dim.

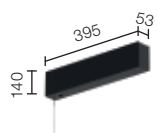

1-10V
☐ 08.0631.40
■ 08.0631.14

Dali Version
☐ 08.0632.40
■ 08.0632.14

RECESSED INSTALLATION

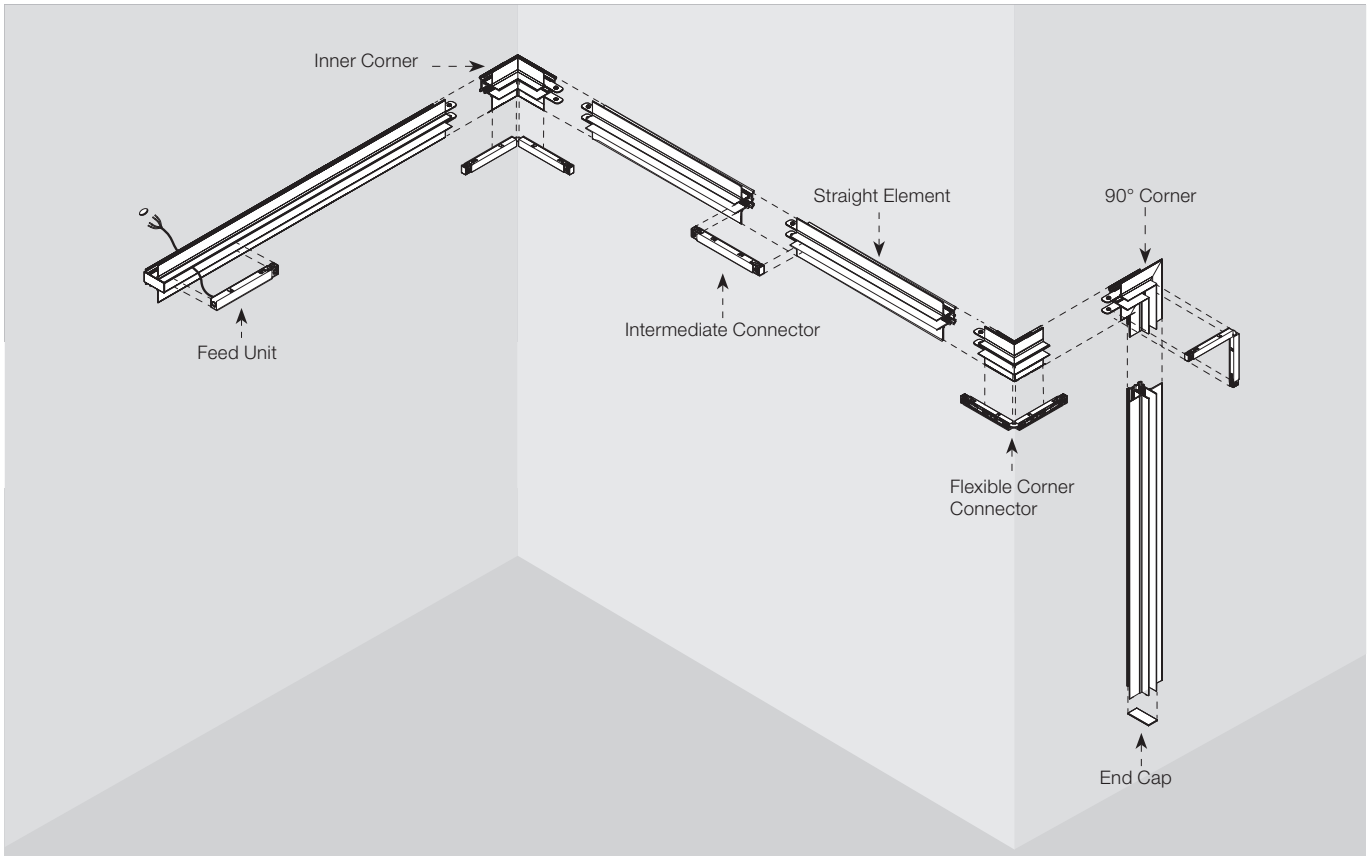

SURFACE INSTALLATION

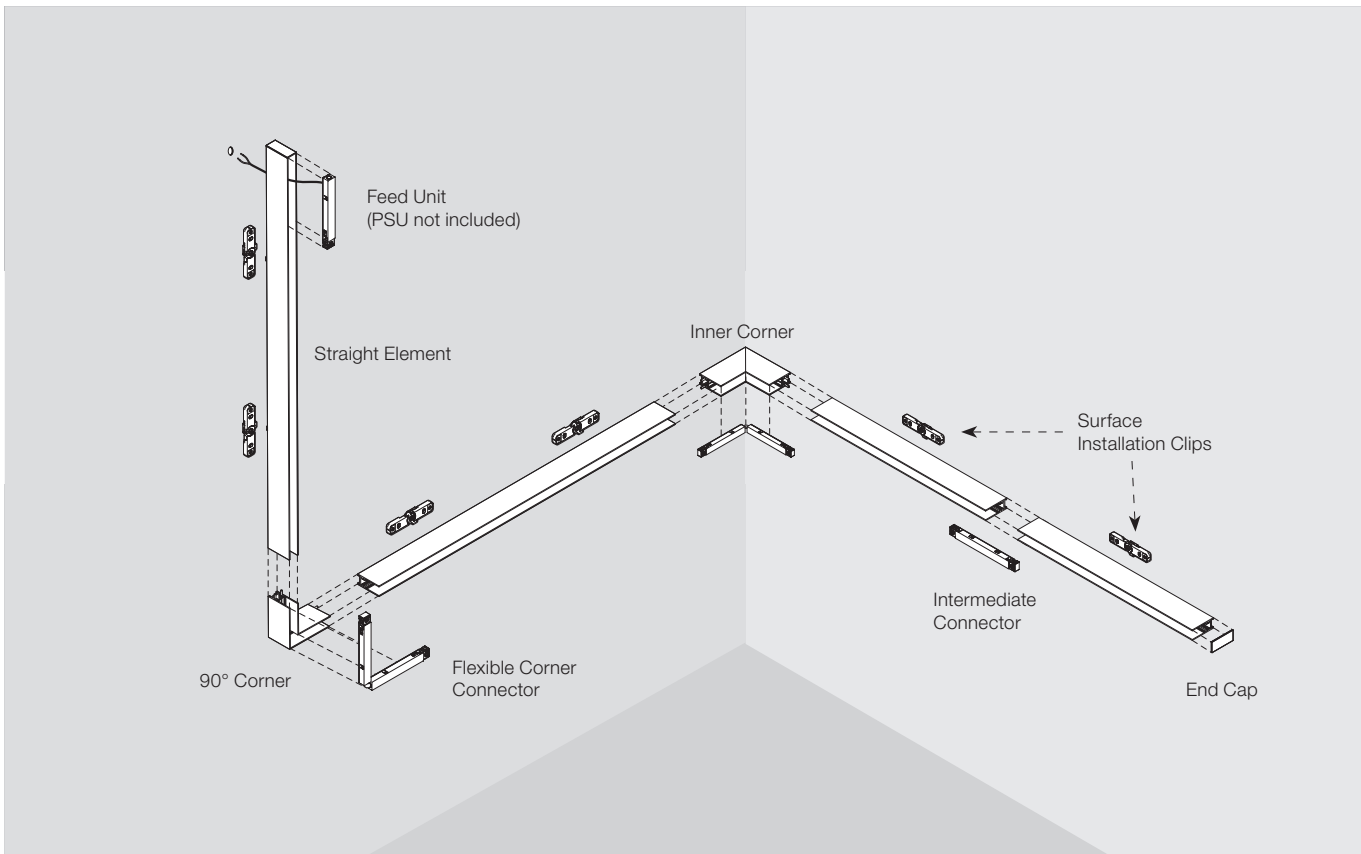

SUSPENSION INSTALLATION

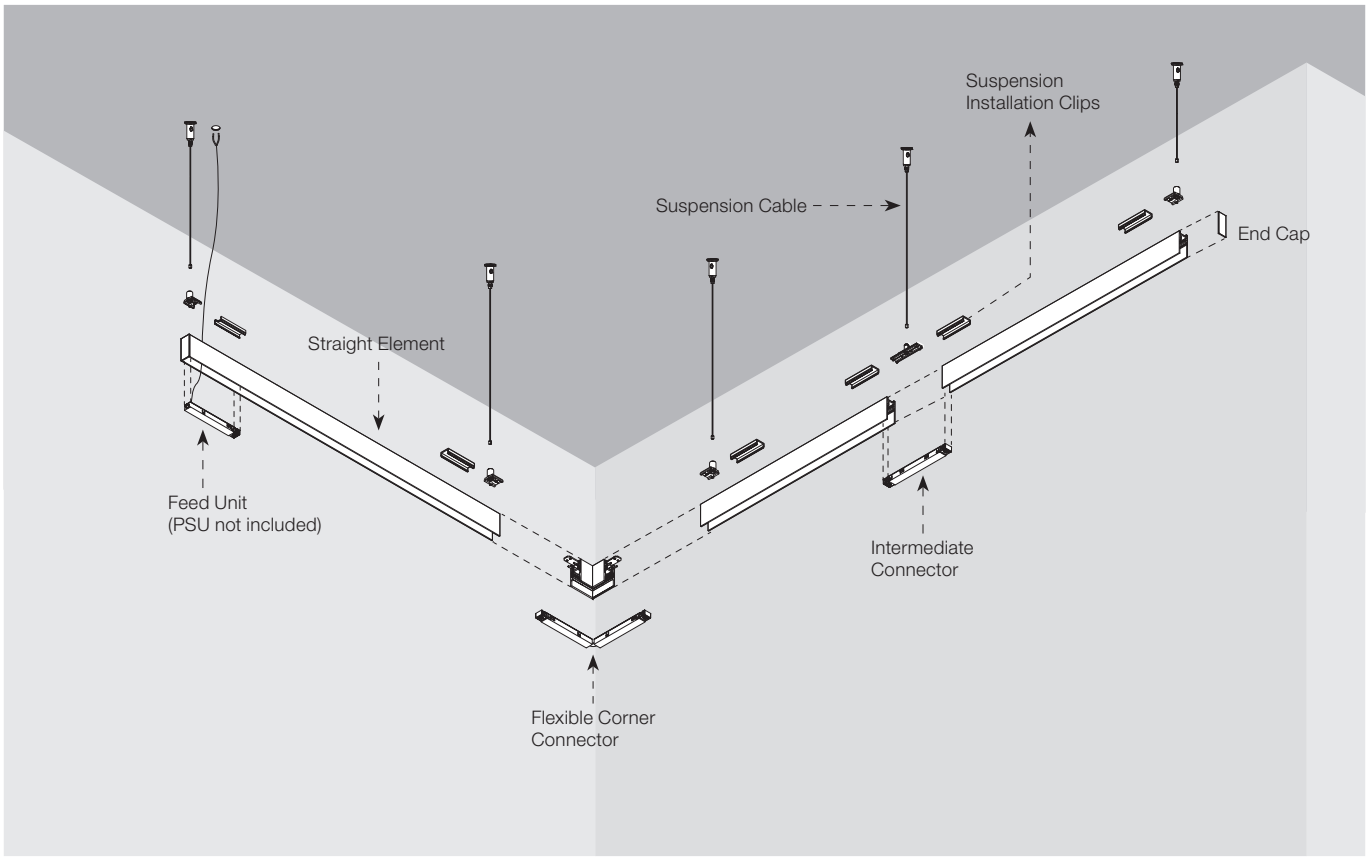

• Kann ich eine Konstruktion direkt aus der Ecke mit Strom versorgen?
Ja, für die linearen Profile neben der Ecke müssen ein oder zwei Stromanschlüsse verwendet werden, je nachdem, ob Sie nur eines der mit der Ecke verbundenen Profile oder beide versorgen möchten.

• Können die Profile zugeschnitten werden?
Ja, die Profile können auf die gewünschte Größe zugeschnitten werden, außer in den Versionen Up & Down. Berücksichtigen Sie immer beim Schneiden, den vorhergesehenen Durchgang für das Stromkabel. Die elektrische Kontinuität wird mit dem Zwischenstecker hergestellt. Wenn Sie nach dem Schnitt eine neue Stromversorgung benötigen, müssen Sie die Stelle für die Kabeldurchführung bohren, und zwar in dem Bereich ohne Graphit, der hierfür vorgesehen wurde, und einen Netzstecker verwenden. Es dürfen unter keinen Umständen die Stellen mit Graphit durchbohrt werden.

• Can I feed a structure directly from a corner?
Yes. One or two power connectors must be used for linear profiles along with the corner, depending on whether you want to power just one of the profiles connected to the corner or both profiles.

• Can I cut a profile?
Yes, profiles can be cut to the desired size, except for the Up & Down versions. Always cut respecting the space reserved for inserting the power cable. The electrical continuity is done with the intermediate connector. If you need a new power cable after cutting, you must drill the power cable's pass-through hole in the area free of graphite tracks reserved for that purpose and use a feed connector, you should never drill through the graphite tracks.

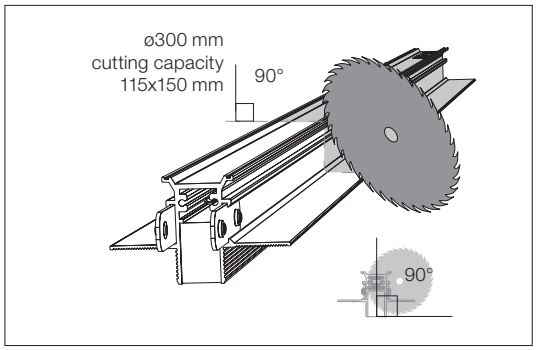

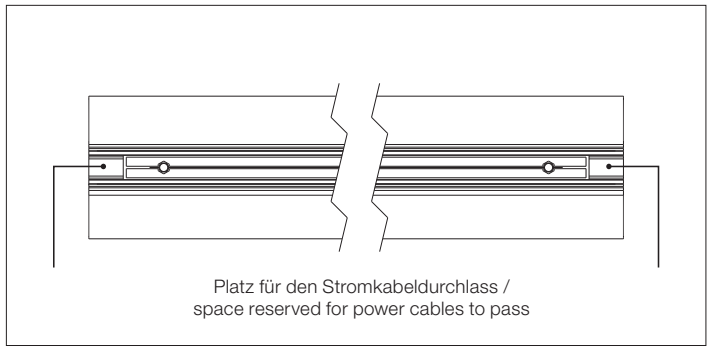

• Wie hoch ist die maximal zulässige Entfernung zwischen Netzteil und Profil?
Bei den empfohlenen Stromquellen beträgt die maximal zulässige Entfernung:
. Kabel Ø 1,5 mm: 3 m
. Kabel Ø 2,5 mm: 5 m

• Wie lang darf eine Struktur höchstens sein, damit ein Netzteil sie versorgen kann?
Die maximale Länge eines Profils, das mit einer Stromversorgung gespeist werden kann, beträgt 20 Meter oder der resultierende Abstand nach 7 Verbindungen, einschließlich der Schnitte.

• Ist es möglich, ein weniger leistungsstarkes Netzteil zu verwenden?
Sämtliche auf unserer Website, unserem Katalog und in unseren Installationsanweisungen veröffentlichten Informationen entsprechen den Tests, die mit den für unsere Produkte empfohlenen Stromquellen durchgeführt wurden. Es muss sich um eine 48V-Stromversorgung mit einer maximalen Leistung von 320 W handeln.

• What is the maximum distance allowed between the driver and the profile?
With the recommended power sources, the maximum distance permitted is:
. Ø1.5 mm cable: 3 m
. Ø2.5 mm cable: 5 m

• What is the maximum length that can be fed with one power supply?
The maximum length of a profile that can be fed with a power supply is 20 meters or the resulting distance after 7 interconnections including cuts.

• Can I use a different, less powerful power supply?
All the information published on our website, catalogue and installation instructions meet the tests executed with the power sources recommended for our products. It must be a 48V power source with a maximum power of 320W.

Up&Down-Verbindungsschema / Up&Down Connection Scheme

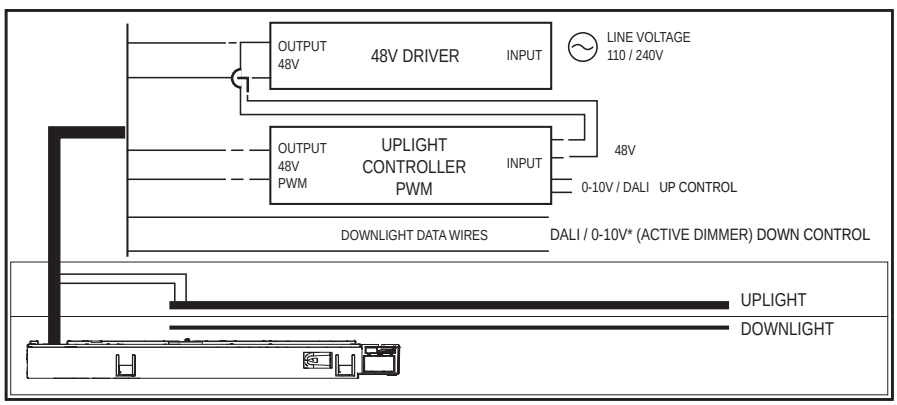

NEW

Light Stripe

Light Source: Top LED 20W/m - 1859 lm/m - 2700K/CRI 90 / 20W/m - 1967 lm/m - 3000K/CRI 90



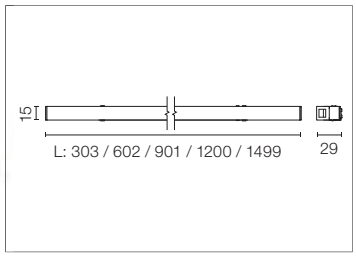

F

CE

LED INCL.

III

IP 20

LED-Modul für diffuses Licht zur Installation in das System The Tracking Magnet. Opale Endkappen nicht im Lieferumfang enthalten, separat bestellen (08.0125.00).
Für die kabellose Steuerung der Leuchten sind die integrierten Casambi-Versionen auszuwählen.

Diffused LED light module to be installed in The Tracking Magnet System. Opal end covers not included. They must be ordered separately (08.0125.00).
For wireless lighting control, choose integrated Casambi versions.

2700K
L: 300 mm - 6W - 558lm
On board dimmer
- 03.8000.14 *Dali Version
- 03.8000.14.DA *1-10V
- 03.8000.14.1V **Casambi integrated
- 03.8000.14.CB

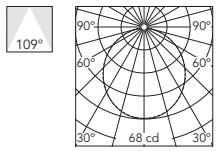

Luminous flux luminaire 191 lm

Beam Angle: 109°

h(m)	E(lx)	D(m)
1	68	2.80
2	17	5.59
3	8	8.39
4	4	11.18
5	3	13.98

3000K
L: 300 mm - 6W - 590lm
On board dimmer
- 03.8005.14 *Dali Version
- 03.8005.14.DA *1-10V
- 03.8005.14.1V **Casambi integrated
- 03.8005.14.CB

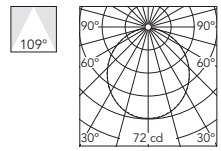

Luminous flux luminaire 202 lm

Beam Angle: 109°

h(m)	E(lx)	D(m)
1	72	2.80
2	18	5.59
3	8	8.39
4	5	11.18
5	3	13.98

2700K
L: 600 mm - 12W - 1115lm
On board dimmer
- 03.8001.14 *Dali Version
- 03.8001.14.DA *1-10V
- 03.8001.14.1V **Casambi integrated
- 03.8001.14.CB

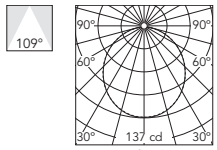

Luminous flux luminaire 383 lm

Beam Angle: 109°

h(m)	E(lx)	D(m)
1	137	2.80
2	34	5.59
3	15	8.39
4	9	11.18
5	5	13.98

3000K
L: 600 mm - 12W - 1180lm
On board dimmer
- 03.8006.14 *Dali Version
- 03.8006.14.DA *1-10V
- 03.8006.14.1V **Casambi integrated
- 03.8006.14.CB

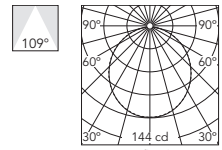

Luminous flux luminaire 405 lm

Beam Angle: 109°

h(m)	E(lx)	D(m)
1	144	2.80
2	36	5.59
3	16	8.39
4	9	11.18
5	6	13.98

2700K
L: 900 mm - 18W - 1673lm
On board dimmer
- 03.8002.14 *Dali Version
- 03.8002.14.DA *1-10V
- 03.8002.14.1V **Casambi integrated
- 03.8002.14.CB

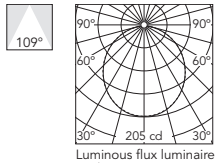

Luminous flux luminaire 574 lm

Beam Angle: 109°

h(m)	E(lx)	D(m)
1	205	2.80
2	51	5.59
3	23	8.39
4	13	11.18
5	8	13.98

3000K
L: 900 mm - 18W - 1770lm
On board dimmer
- 03.8007.14 *Dali Version
- 03.8007.14.DA *1-10V
- 03.8007.14.1V **Casambi integrated
- 03.8007.14.CB

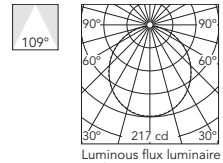

Luminous flux luminaire 607 lm

Beam Angle: 109°

h(m)	E(lx)	D(m)
1	217	2.80
2	54	5.59
3	24	8.39
4	14	11.18
5	9	13.98

2700K
L: 1200 mm - 24W - 2230lm
On board dimmer
- 03.8003.14 *Dali Version
- 03.8003.14.DA *1-10V
- 03.8003.14.1V **Casambi integrated
- 03.8003.14.CB

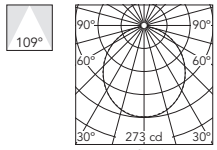

Luminous flux luminaire 766 lm

Beam Angle: 109°

h(m)	E(lx)	D(m)
1	273	2.80
2	68	5.59
3	30	8.39
4	17	11.18
5	11	13.98

3000K
L: 1200 mm - 24W - 2360lm
On board dimmer
- 03.8008.14 *Dali Version
- 03.8008.14.DA *1-10V
- 03.8008.14.1V **Casambi integrated
- 03.8008.14.CB

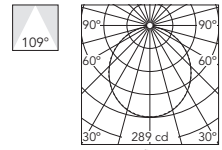

Luminous flux luminaire 809 lm

Beam Angle: 109°

h(m)	E(lx)	D(m)
1	289	2.80
2	72	5.59
3	32	8.39
4	18	11.18
5	12	13.98

2700K
L: 1500 mm - 30W - 2788lm
On board dimmer
- 03.8004.14 *Dali Version
- 03.8004.14.DA *1-10V
- 03.8004.14.1V **Casambi integrated
- 03.8004.14.CB

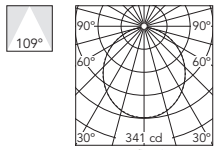

Luminous flux luminaire 957 lm

Beam Angle: 109°

h(m)	E(lx)	D(m)
1	341	2.80
2	85	5.59
3	38	8.39
4	21	11.18
5	14	13.98

3000K
L: 1500 mm - 30W - 2950lm
On board dimmer
- 03.8009.14 *Dali Version
- 03.8009.14.DA *1-10V
- 03.8009.14.1V **Casambi integrated
- 03.8009.14.CB

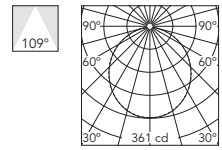

Luminous flux luminaire 1012 lm

Beam Angle: 109°

h(m)	E(lx)	D(m)
1	361	2.80
2	90	5.59
3	40	8.39
4	23	11.18
5	14	13.98

* Nur mit der Profilversion DALI, 1-10V kompatibel / Only compatible with DALI, 1-10V profile version .

** Die Steuerung bei den Casambi-Leuchten erfolgt direkt und individuell kabellos mittels der App FLOS Control® powered by Casambi / The control system with the Casambi version of light fixtures is directly and individually regulated wirelessly using the application FLOS Control® by Casambi.

Spot 50

Light Source: Power LED 3,5W - 286 lm - 2700K/CRI 90 / 3,5W - 307 lm - 3000K/CRI 90



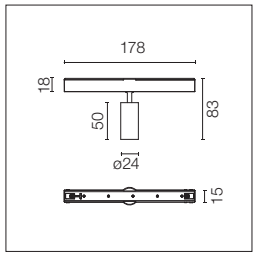

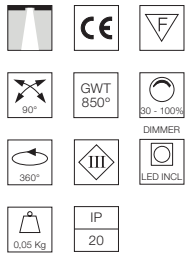

LED-Modul für Akzentbeleuchtung zur Installation in das System The Tracking Magnet.
Für die kabellose Steuerung der Leuchten sind die integrierten Casambi-Versionen auszuwählen.

Inkludiertes Zubehör (Honeycomb und Blendschutzgitter).

Accent lighting LED module to be installed in The Tracking Magnet System.
For wireless lighting control, choose integrated Casambi versions.

Accessories included (honeycomb and screening crosspiece).

2700K

On board dimmer

- 03.8032.40
- 03.8032.05
- 03.8032.14

*Dali Version

- 03.8032.40.DA
- 03.8032.05.DA
- 03.8032.14.DA

*1-10V

- 03.8032.40.1V
- 03.8032.05.1V
- 03.8032.14.1V

**Casambi integrated

- 03.8032.40.CB
- 03.8032.05.CB
- 03.8032.14.CB

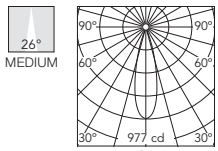

Luminous flux luminaire
205 lm (EXTREME CUT OFF)

Beam Angle: 26°

h(m)	E(lx)	D(m)
1	977	0.47
2	244	0.94
3	109	1.41
4	61	1.88
5	39	2.35

3000K

On board dimmer

- 03.8033.40
- 03.8033.05
- 03.8033.14

*Dali Version

- 03.8033.40.DA
- 03.8033.05.DA
- 03.8033.14.DA

*1-10V

- 03.8033.40.1V
- 03.8033.05.1V
- 03.8033.14.1V

**Casambi integrated

- 03.8033.40.CB
- 03.8033.05.CB
- 03.8033.14.CB

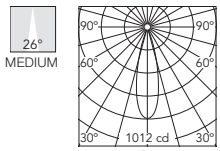

Luminous flux luminaire
212 lm (EXTREME CUT OFF)

Beam Angle: 26°

h(m)	E(lx)	D(m)
1	1012	0.47
2	253	0.94
3	112	1.41
4	63	1.88
5	40	2.35

* Nur mit der Profilversion DALI, 1-10V kompatibel / Only compatible with DALI, 1-10V profile version .

** Die Steuerung bei den Casambi-Leuchten erfolgt direkt und individuell kabellos mittels der App FLOS Control® powered by Casambi / The control system with the Casambi version of light fixtures is directly and individually regulated wirelessly using the application FLOS Control® by Casambi.

NEW

Spot 90

Light Source: Power LED 8,5W - 610 lm - 2700K/CRI 90 / 8,5W - 656 lm - 3000K/CRI 90



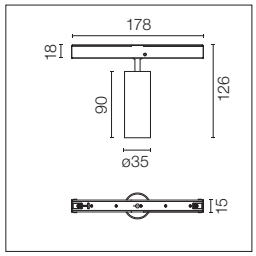

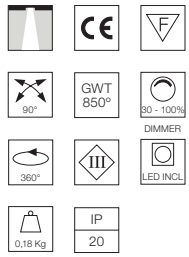

LED-Modul für Akzentbeleuchtung zur Installation in das System The Tracking Magnet.
Für die kabellose Steuerung der Leuchten sind die integrierten Casambi-Versionen auszuwählen.

Inkludiertes Zubehör (Honeycomb und Blendschutzgitter).

Accent lighting LED module to be installed in The Tracking Magnet System.
For wireless lighting control, choose integrated Casambi versions.

Accessories included (honeycomb and screening crosspiece).

2700K
On board dimmer
- 03.8042.40
- 03.8042.05
- 03.8042.14

*Dali Version
- 03.8042.40.DA
- 03.8042.05.DA
- 03.8042.14.DA

*1-10V
- 03.8042.40.1V
- 03.8042.05.1V
- 03.8042.14.1V

**Casambi integrated
- 03.8042.40.CB
- 03.8042.05.CB
- 03.8042.14.CB

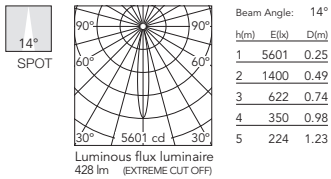

Luminous flux luminaire
428 lm (EXTREME CUT OFF)

Beam Angle: 14°

h(m)	E(lx)	D(m)
1	5601	0.25
2	1400	0.49
3	622	0.74
4	350	0.98
5	224	1.23

3000K
On board dimmer
- 03.8043.40
- 03.8043.05
- 03.8043.14

*Dali Version
- 03.8043.40.DA
- 03.8043.05.DA
- 03.8043.14.DA

*1-10V
- 03.8043.40.1V
- 03.8043.05.1V
- 03.8043.14.1V

**Casambi integrated
- 03.8043.40.CB
- 03.8043.05.CB
- 03.8043.14.CB

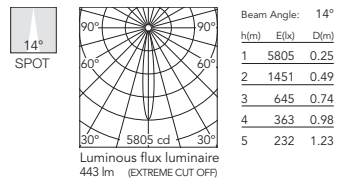

Luminous flux luminaire
443 lm (EXTREME CUT OFF)

Beam Angle: 14°

h(m)	E(lx)	D(m)
1	5805	0.25
2	1451	0.49
3	645	0.74
4	363	0.98
5	232	1.23

2700K
On board dimmer
- 03.8044.40
- 03.8044.05
- 03.8044.14

*Dali Version
- 03.8044.40.DA
- 03.8044.05.DA
- 03.8044.14.DA

*1-10V
- 03.8044.40.1V
- 03.8044.05.1V
- 03.8044.14.1V

**Casambi integrated
- 03.8044.40.CB
- 03.8044.05.CB
- 03.8044.14.CB

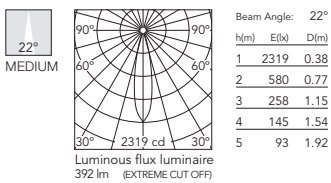

Luminous flux luminaire
392 lm (EXTREME CUT OFF)

Beam Angle: 22°

h(m)	E(lx)	D(m)
1	2319	0.38
2	580	0.77
3	258	1.15
4	145	1.54
5	93	1.92

3000K
On board dimmer
- 03.8045.40
- 03.8045.05
- 03.8045.14

*Dali Version
- 03.8045.40.DA
- 03.8045.05.DA
- 03.8045.14.DA

*1-10V
- 03.8045.40.1V
- 03.8045.05.1V
- 03.8045.14.1V

**Casambi integrated
- 03.8045.40.CB
- 03.8045.05.CB
- 03.8045.14.CB

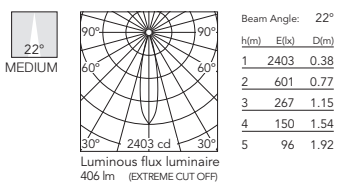

Luminous flux luminaire
406 lm (EXTREME CUT OFF)

Beam Angle: 22°

h(m)	E(lx)	D(m)
1	2403	0.38
2	601	0.77
3	267	1.15
4	150	1.54
5	96	1.92

* Nur mit der Profilversion DALI, 1-10V kompatibel / Only compatible with DALI, 1-10V profile version .

** Die Steuerung bei den Casambi-Leuchten erfolgt direkt und individuell kabellos mittels der App FLOS Control® powered by Casambi / The control system with the Casambi version of light fixtures is directly and individually regulated wirelessly using the application FLOS Control® by Casambi.

Spot 120

Light Source: Power LED 12W - 724 lm - 2700K/CRI 90 / 12W - 779 lm - 3000K/CRI 90



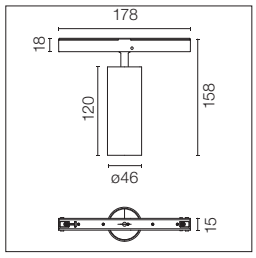

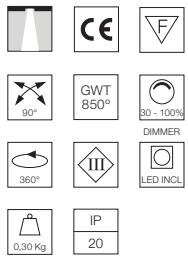

LED-Modul für Akzentbeleuchtung zur Installation in das System The Tracking Magnet.
Für die kabellose Steuerung der Leuchten sind die integrierten Casambi-Versionen auszuwählen.

Inkludiertes Zubehör (Honeycomb und Blendschutzgitter).

Accent lighting LED module to be installed in The Tracking Magnet System.
For wireless lighting control, choose integrated Casambi versions.

Accessories included (honeycomb and screening crosspiece).

2700K
On board dimmer
- 03.8052.40
- 03.8052.05
- 03.8052.14

*Dali Version
- 03.8052.40.DA
- 03.8052.05.DA
- 03.8052.14.DA

*1-10V
- 03.8052.40.1V
- 03.8052.05.1V
- 03.8052.14.1V

**Casambi integrated
- 03.8052.40.CB
- 03.8052.05.CB
- 03.8052.14.CB

11° SPOT

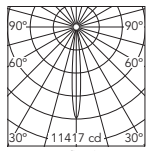

Luminous flux luminaire
539 lm (EXTREME CUT OFF)

Beam Angle: 11°

h(m)	E(lx)	D(m)
1	11417	0.19
2	2854	0.37
3	1269	0.56
4	714	0.75
5	457	0.93

3000K
On board dimmer
- 03.8053.40
- 03.8053.05
- 03.8053.14

*Dali Version
- 03.8053.40.DA
- 03.8053.05.DA
- 03.8053.14.DA

*1-10V
- 03.8053.40.1V
- 03.8053.05.1V
- 03.8053.14.1V

**Casambi integrated
- 03.8053.40.CB
- 03.8053.05.CB
- 03.8053.14.CB

11° SPOT

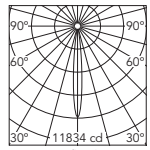

Luminous flux luminaire
558 lm (EXTREME CUT OFF)

Beam Angle: 11°

h(m)	E(lx)	D(m)
1	11834	0.19
2	2958	0.37
3	1315	0.56
4	740	0.75
5	473	0.93

2700K
On board dimmer
- 03.8054.40
- 03.8054.05
- 03.8054.14

*Dali Version
- 03.8054.40.DA
- 03.8054.05.DA
- 03.8054.14.DA

*1-10V
- 03.8054.40.1V
- 03.8054.05.1V
- 03.8054.14.1V

**Casambi integrated
- 03.8054.40.CB
- 03.8054.05.CB
- 03.8054.14.CB

17° MEDIUM

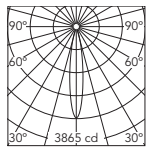

Luminous flux luminaire
487 lm (EXTREME CUT OFF)

Beam Angle: 17°

h(m)	E(lx)	D(m)
1	3865	0.29
2	966	0.59
3	429	0.88
4	242	1.18
5	155	1.47

3000K
On board dimmer
- 03.8055.40
- 03.8055.05
- 03.8055.14

*Dali Version
- 03.8055.40.DA
- 03.8055.05.DA
- 03.8055.14.DA

*1-10V
- 03.8055.40.1V
- 03.8055.05.1V
- 03.8055.14.1V

**Casambi integrated
- 03.8055.40.CB
- 03.8055.05.CB
- 03.8055.14.CB

17° MEDIUM

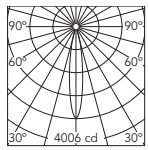

Luminous flux luminaire
505 lm (EXTREME CUT OFF)

Beam Angle: 17°

h(m)	E(lx)	D(m)
1	4006	0.29
2	1001	0.59
3	445	0.88
4	250	1.18
5	160	1.47

* Nur mit der Profilversion DALI, 1-10V kompatibel / Only compatible with DALI, 1-10V profile version .

** Die Steuerung bei den Casambi-Leuchten erfolgt direkt und individuell kabellos mittels der App FLOS Control® powered by Casambi / The control system with the Casambi version of light fixtures is directly and individually regulated wirelessly using the application FLOS Control® by Casambi.

NEW

Spot 120

Light Source: LED Array 12,5W - 1075 lm - 2700K/CRI 90 / 12,5W - 1138 lm - 3000K/CRI 90



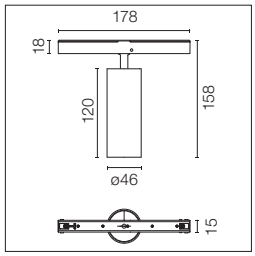

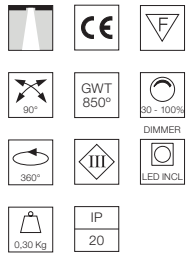

LED-Modul für Akzentbeleuchtung zur Installation in das System The Tracking Magnet.
Für die kabellose Steuerung der Leuchten sind die integrierten Casambi-Versionen auszuwählen.

Inkludiertes Zubehör (Honeycomb und Blendschutzgitter).

Accent lighting LED module to be installed in The Tracking Magnet System.
For wireless lighting control, choose integrated Casambi versions.

Accessories included (honeycomb and screening crosspiece).

2700K
On board dimmer
- 03.8154.40
- 03.8154.05
- 03.8154.14

*Dali Version
- 03.8154.40.DA
- 03.8154.05.DA
- 03.8154.14.DA

*1-10V
- 03.8154.40.1V
- 03.8154.05.1V
- 03.8154.14.1V

**Casambi integrated
- 03.8154.40.CB
- 03.8154.05.CB
- 03.8154.14.CB

17° MEDIUM

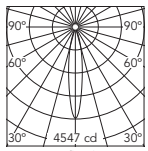

Luminous flux luminaire
654 lm

Beam Angle: 17°

h(m)	E(lx)	D(m)
1	4547	0.31
2	1137	0.61
3	505	0.92
4	284	1.23
5	182	1.53

3000K
On board dimmer
- 03.8155.40
- 03.8155.05
- 03.8155.14

*Dali Version
- 03.8155.40.DA
- 03.8155.05.DA
- 03.8155.14.DA

*1-10V
- 03.8155.40.1V
- 03.8155.05.1V
- 03.8155.14.1V

**Casambi integrated
- 03.8155.40.CB
- 03.8155.05.CB
- 03.8155.14.CB

17° MEDIUM

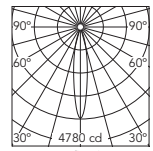

Luminous flux luminaire
687 lm

Beam Angle: 17°

h(m)	E(lx)	D(m)
1	4780	0.31
2	1195	0.61
3	531	0.92
4	299	1.23
5	191	1.53

2700K
On board dimmer
- 03.8156.40
- 03.8156.05
- 03.8156.14

*Dali Version
- 03.8156.40.DA
- 03.8156.05.DA
- 03.8156.14.DA

*1-10V
- 03.8156.40.1V
- 03.8156.05.1V
- 03.8156.14.1V

**Casambi integrated
- 03.8156.40.CB
- 03.8156.05.CB
- 03.8156.14.CB

40° FLOOD

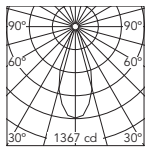

Luminous flux luminaire
599 lm

Beam Angle: 40°

h(m)	E(lx)	D(m)
1	1367	0.73
2	342	1.45
3	152	2.18
4	85	2.91
5	55	3.64

3000K
On board dimmer
- 03.8157.40
- 03.8157.05
- 03.8157.14

*Dali Version
- 03.8157.40.DA
- 03.8157.05.DA
- 03.8157.14.DA

*1-10V
- 03.8157.40.1V
- 03.8157.05.1V
- 03.8157.14.1V

**Casambi integrated
- 03.8157.40.CB
- 03.8157.05.CB
- 03.8157.14.CB

40° FLOOD

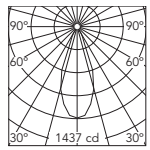

Luminous flux luminaire
629 lm

Beam Angle: 40°

h(m)	E(lx)	D(m)
1	1437	0.73
2	359	1.45
3	160	2.18
4	90	2.91
5	57	3.64

* Nur mit der Profilversion DALI, 1-10V kompatibel / Only compatible with DALI, 1-10V profile version .

** Die Steuerung bei den Casambi-Leuchten erfolgt direkt und individuell kabellos mittels der App FLOS Control® powered by Casambi / The control system with the Casambi version of light fixtures is directly and individually regulated wirelessly using the application FLOS Control® by Casambi.

Spot 150

Light Source: LED Array 22,5W - 2000 lm - 2700K/CRI 90 / 22,5W - 2115 lm - 3000K/CRI 90



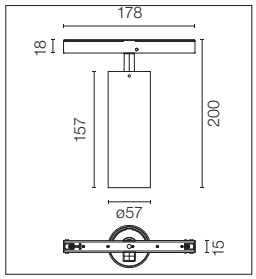

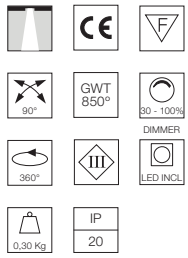

LED-Modul für Akzentbeleuchtung zur Installation in das System The Tracking Magnet.
Für die kabellose Steuerung der Leuchten sind die integrierten Casambi-Versionen auszuwählen.

Accent lighting LED module to be installed in The Tracking Magnet System.
For wireless lighting control, choose integrated Casambi versions.

2700K
On board dimmer
- 03.8072.40
- 03.8072.05
- 03.8072.14

*Dali Version
- 03.8072.40.DA
- 03.8072.05.DA
- 03.8072.14.DA

*1-10V
- 03.8072.40.1V
- 03.8072.05.1V
- 03.8072.14.1V

**Casambi integrated
- 03.8072.40.CB
- 03.8072.05.CB
- 03.8072.14.CB

16° SPOT

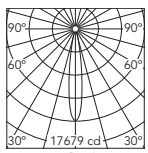

Luminous flux luminaire 1910 lm

Beam Angle:	16°	
h(m)	E(lx)	D(m)
1	17679	0.28
2	4420	0.56
3	1964	0.84
4	1105	1.12
5	707	1.40

3000K
On board dimmer
- 03.8073.40
- 03.8073.05
- 03.8073.14

*Dali Version
- 03.8073.40.DA
- 03.8073.05.DA
- 03.8073.14.DA

*1-10V
- 03.8073.40.1V
- 03.8073.05.1V
- 03.8073.14.1V

**Casambi integrated
- 03.8073.40.CB
- 03.8073.05.CB
- 03.8073.14.CB

16° SPOT

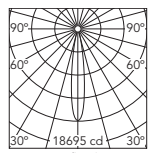

Luminous flux luminaire 2019 lm

Beam Angle:	16°	
h(m)	E(lx)	D(m)
1	18695	0.28
2	4674	0.56
3	2077	0.84
4	1168	1.12
5	748	1.40

2700K
On board dimmer
- 03.8074.40
- 03.8074.05
- 03.8074.14

*Dali Version
- 03.8074.40.DA
- 03.8074.05.DA
- 03.8074.14.DA

*1-10V
- 03.8074.40.1V
- 03.8074.05.1V
- 03.8074.14.1V

**Casambi integrated
- 03.8074.40.CB
- 03.8074.05.CB
- 03.8074.14.CB

28° MEDIUM

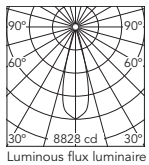

Luminous flux luminaire 1910 lm

Beam Angle:	28°	
h(m)	E(lx)	D(m)
1	8828	0.50
2	2207	1.00
3	981	1.50
4	552	2.00
5	353	2.50

3000K
On board dimmer
- 03.8075.40
- 03.8075.05
- 03.8075.14

*Dali Version
- 03.8075.40.DA
- 03.8075.05.DA
- 03.8075.14.DA

*1-10V
- 03.8075.40.1V
- 03.8075.05.1V
- 03.8075.14.1V

**Casambi integrated
- 03.8075.40.CB
- 03.8075.05.CB
- 03.8075.14.CB

28° MEDIUM

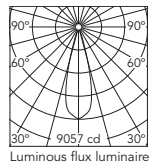

Luminous flux luminaire 1959 lm

Beam Angle:	28°	
h(m)	E(lx)	D(m)
1	9057	0.50
2	2264	1.00
3	1006	1.50
4	566	2.00
5	362	2.50

2700K
On board dimmer
- 03.8076.40
- 03.8076.05
- 03.8076.14

*Dali Version
- 03.8076.40.DA
- 03.8076.05.DA
- 03.8076.14.DA

*1-10V
- 03.8076.40.1V
- 03.8076.05.1V
- 03.8076.14.1V

**Casambi integrated
- 03.8076.40.CB
- 03.8076.05.CB
- 03.8076.14.CB

40° FLOOD

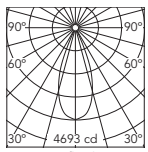

Luminous flux luminaire 1853 lm

Beam Angle:	40°	
h(m)	E(lx)	D(m)
1	4693	0.73
2	1173	1.46
3	521	2.18
4	293	2.91
5	188	3.64

3000K
On board dimmer
- 03.8077.40
- 03.8077.05
- 03.8077.14

*Dali Version
- 03.8077.40.DA
- 03.8077.05.DA
- 03.8077.14.DA

*1-10V
- 03.8077.40.1V
- 03.8077.05.1V
- 03.8077.14.1V

**Casambi integrated
- 03.8077.40.CB
- 03.8077.05.CB
- 03.8077.14.CB

40° FLOOD

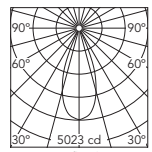

Luminous flux luminaire 1983 lm

Beam Angle:	40°	
h(m)	E(lx)	D(m)
1	5023	0.73
2	1256	1.46
3	558	2.18
4	314	2.91
5	201	3.64

* Nur mit der Profilversion DALI, 1-10V kompatibel / Only compatible with DALI, 1-10V profile version .

** Die Steuerung bei den Casambi-Leuchten erfolgt direkt und individuell kabellos mittels der App FLOS Control® powered by Casambi / The control system with the Casambi version of light fixtures is directly and individually regulated wirelessly using the application FLOS Control® by Casambi.

NEW

Anthony Spot Track By Antonio Citterio

Light Source: LED Array 16,5W - 1620 lm - 2700K/CRI 90 / 16,5W - 1730 lm - 3000K/CRI 90



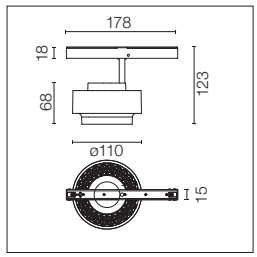

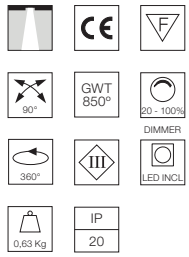

LED-Modul für Akzentbeleuchtung zur Installation in das System The Tracking Magnet.
Für die kabellose Steuerung der Leuchten sind die integrierten Casambi-Versionen auszuwählen.

Siehe erhältliches Zubehör.

Accent lighting LED module to be installed in The Tracking Magnet System.
For wireless lighting control, choose integrated Casambi versions.

See available accessories.

2700K

On board dimmer

- 03.8025.40
- 03.8025.05
- 03.8025.14

*Dali Version

- 03.8025.40.DA
- 03.8025.05.DA
- 03.8025.14.DA

*1-10V

- 03.8025.40.1V
- 03.8025.05.1V
- 03.8025.14.1V

**Casambi integrated

- 03.8025.40.CB
- 03.8025.05.CB
- 03.8025.14.CB

15° SPOT

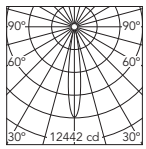

Luminous flux luminaire
1241 lm

Beam Angle: 15°

h(m)	E(lx)	D(m)
1	12442	0.27
2	3110	0.54
3	1382	0.81
4	778	1.07
5	498	1.34

3000K

On board dimmer

- 03.8027.40
- 03.8027.05
- 03.8027.14

*Dali Version

- 03.8027.40.DA
- 03.8027.05.DA
- 03.8027.14.DA

*1-10V

- 03.8027.40.1V
- 03.8027.05.1V
- 03.8027.14.1V

**Casambi integrated

- 03.8027.40.CB
- 03.8027.05.CB
- 03.8027.14.CB

15° SPOT

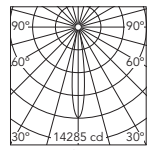

Luminous flux luminaire
1425 lm

Beam Angle: 15°

h(m)	E(lx)	D(m)
1	14285	0.27
2	3571	0.54
3	1587	0.81
4	893	1.07
5	571	1.34

2700K

On board dimmer

- 03.8026.40
- 03.8026.05
- 03.8026.14

*Dali Version

- 03.8026.40.DA
- 03.8026.05.DA
- 03.8026.14.DA

*1-10V

- 03.8026.40.1V
- 03.8026.05.1V
- 03.8026.14.1V

**Casambi integrated

- 03.8026.40.CB
- 03.8026.05.CB
- 03.8026.14.CB

28° MEDIUM

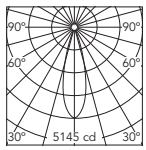

Luminous flux luminaire
1242 lm

Beam Angle: 28°

h(m)	E(lx)	D(m)
1	5145	0.49
2	1286	0.98
3	572	1.47
4	322	1.97
5	206	2.46

3000K

On board dimmer

- 03.8028.40
- 03.8028.05
- 03.8028.14

*Dali Version

- 03.8028.40.DA
- 03.8028.05.DA
- 03.8028.14.DA

*1-10V

- 03.8028.40.1V
- 03.8028.05.1V
- 03.8028.14.1V

**Casambi integrated

- 03.8028.40.CB
- 03.8028.05.CB
- 03.8028.14.CB

28° MEDIUM

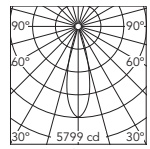

Luminous flux luminaire
1399 lm

Beam Angle: 28°

h(m)	E(lx)	D(m)
1	5799	0.49
2	1450	0.98
3	644	1.47
4	362	1.97
5	232	2.46

* Nur mit der Profilversion DALI, 1-10V kompatibel / Only compatible with DALI, 1-10V profile version .

** Die Steuerung bei den Casambi-Leuchten erfolgt direkt und individuell kabellos mittels der App FLOS Control® powered by Casambi / The control system with the Casambi version of light fixtures is directly and individually regulated wirelessly using the application FLOS Control® by Casambi.

Wallee Designed By Niels Bendtsen

Light Source: Top LED 10W - 773 lm - 2700K/CRI 90 / 10W - 818 lm - 3000K/CRI 90



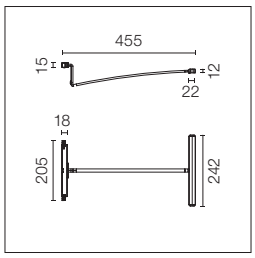

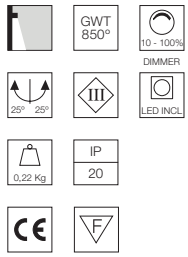

LED-Modul zur Installation in das System The Tracking Magnet.
Für die kabellose Steuerung der Leuchten sind die integrierten Casambi-Versionen auszuwählen.

Die Montage von Wallee erfordert u.U. manuelle Justierung durch den Kunden/Monteur.
Informationen dazu finden Sie in der Gebrauchsanweisung.
Nur zulässig für horizontale und Einbau-Installation mit Tracking Magnet.
Rahmenhalterung für bis zu 5 kg inbegriffen.

Lighting LED module to be installed in The Tracking Magnet System.
For wireless lighting control, choose integrated Casambi versions.

When installing Wallee, it may require a manual adjustment by the client/installer. Find information on how to carry out this adjustment in the instruction sheets.
Only allowed with Tracking Magnet Recessed and horizontal installation.
Includes frame holder up to 5kg.

2700K
On board dimmer
- 03.8090.40
- 03.8090.14

*Dali Version
- 03.8090.40.DA
- 03.8090.14.DA

*1-10V
- 03.8090.40.1V
- 03.8090.14.1V

**Casambi integrated
- 03.8090.40.CB
- 03.8090.14.CB

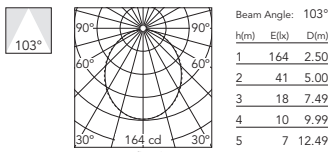

Luminous flux luminaire
431 lm

Beam Angle:	103°
h(m)	E(lx) D(m)
1	164 2.50
2	41 5.00
3	18 7.49
4	10 9.99
5	7 12.49

3000K
On board dimmer
- 03.8091.40
- 03.8091.14

*Dali Version
- 03.8091.40.DA
- 03.8091.14.DA

*1-10V
- 03.8091.40.1V
- 03.8091.14.1V

**Casambi integrated
- 03.8091.40.CB
- 03.8091.14.CB

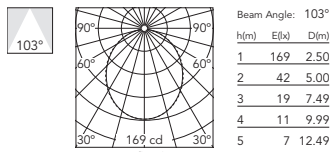

Luminous flux luminaire
446 lm

Beam Angle:	103°
h(m)	E(lx) D(m)
1	169 2.50
2	42 5.00
3	19 7.49
4	11 9.99
5	7 12.49

Zubehör / Accessories

Spot 150

Querabschirmung.	Screening crosspiece.		08.8429.00
Elliptische linse.	Elliptical lens.		08.8431.00
Floodlinse.	Flood lens.		08.8432.00
Honeycomb.	Honeycomb.		08.8428.00
Konische abschirmung.	Snoot shielding cone.		08.0526.00

Anthony Spot

Elliptische Linse.	Elliptical lens.		08.8418.68A
Honeycomb.	Honeycomb.		08.8419.14A
Floodlinse. Zum Erreichen von Flood-Optik (35°), Anthony Spot Medium + Flood-Linse bestellen.	Flood lens. To obtain flood optics (35°) order Anthony Spot Medium + flood lens.		08.0050.00

* Nur mit der Profilversion DALI, 1-10V kompatibel / Only compatible with DALI, 1-10V profile version .

** Die Steuerung bei den Casambi-Leuchten erfolgt direkt und individuell kabellos mittels der App FLOS Control® powered by Casambi / The control system with the Casambi version of light fixtures is directly and individually regulated wirelessly using the application FLOS Control® by Casambi.

Treiber / Drivers

LED-Netzteil für Ferninstallation 48V/320W. 100/240 Vac.	LED power supply source for remote installation, 48V/320W. 100/240 Vac.		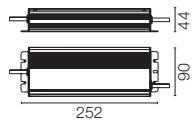	***60.8919
LED-Netzteil für Ferninstallation 48V/185W. 100/240 Vac.	LED power supply source for remote installation, 48V/185W. 100/240 Vac.		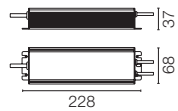	***60.9024
Dimmbarer Steuerkasten 1-10V, 48V. Notwendig, um passive (sink) 1-10V Steuerungssysteme in aktive (source) zu verwandeln. Für Ferninstallation.	Dimmable control box 1-10V, 48V. Necessary to transform sink 1-10V control systems into source ones. For remote installation.			■ 08.0613.14A

Ein aktives Steuerungssystem (SOURCE) ist erforderlich und der Datenbus muss direkt am Profil angeschlossen sein. Für passive Systeme (SINK) ist eine Steuereinheit Dimming BOX erforderlich, die zwischen der Steuereinheit und dem Profil angebracht ist. / An active control system (SOURCE) is required and the data bus must be connected directly to the profile. For passive systems (SINK), a Dimming BOX Control unit is required (located between the control unit and the profile).

The Tracking Magnet Suspension Up&Down version

DALI Push 48V PWM-Treiber für indirekte Lichtsteuerung (UP).	DALI Push 48V PWM Uplight dimmer for controlling indirect lighting (UP).		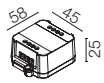	60.9391
Treiber 1-10V Push 48V PWM für indirekte Lichtsteuerung (UP).	1-10V Push 48V PWM Uplight dimmer for controlling indirect lighting (UP).		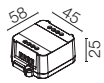	60.9395

*** Bei der Dimensionierung der Anlage ist eine Sicherheitsspanne von 15 % der maximalen Leistung der LED-Stromversorgung einzuhalten. / For the sizing of the installation keep a safety margin of 15% of the maximum power of the LED power source.

THE TRACKING POWER

DESIGNED BY FLOS ARCHITECTURAL

RECESSED

SURFACE



Recessed Profiles ■ 14 Schwarz
14 Black

Surface Profiles □ 40 Weiss
40 White

■ 14 Schwarz
14 Black

LIGHT MODULES

UT PRO 150



◪ □

LIGHT SOURCE
LED ARRAY
23,5W
2400 lm
3000K/CRI 80
1950 lm
3000K/CRI 90
2150 lm
4000K/CRI 90

UT PRO 175



◪ □

LIGHT SOURCE
LED ARRAY
35,3W
4145 lm
3000K/CRI 80
3425 lm
3000K/CRI 90
3569 lm
4000K/CRI 90

UT PRO 175 LENS



◪ □

LIGHT SOURCE
LED ARRAY
35,3W
3950 lm
3000K/CRI 80
3250 lm
3000K/CRI 90
3400 lm
4000K/CRI 90

UT PRO WALL-WASHER



◪ □

LIGHT SOURCE
TOP LED
25,5W
2700 lm
3000K/CRI 90
2900 lm
4000K/CRI 90

UT PRO 150 GA-69



◪ □

LIGHT SOURCE
LED ARRAY
23,5W
2300 lm
3000K/CRI 80
1950 lm
3000K/CRI 90
2009 lm
4000K/CRI 90

UT PRO 175 GA-69



◪ □

LIGHT SOURCE
LED ARRAY
35,3W
4145 lm
3000K/CRI 80
3425 lm
3000K/CRI 90
3569 lm
4000K/CRI 90

UT PRO 175 LENS GA-69



◪ □

LIGHT SOURCE
LED ARRAY
35,3W
3950 lm
3000K/CRI 80
3250 lm
3000K/CRI 90
3400 lm
4000K/CRI 90

UT PRO WALL-WASHER GA-69



◪ □

LIGHT SOURCE
TOP LED
25,5W
2700 lm
3000K/CRI 90
2900 lm
4000K/CRI 90

Produktbeschreibung
Exklusives Drei-Phasen-Profil zur Innenbeleuchtung, in die Decke eingelassen, das sich dank seiner Unauffälligkeit vollständig in die Architektur integriert.
Die Konstruktionsprofile von Tracking Power wurden aus schwarzem, extrudiertem Aluminium gefertigt und besitzen elektrische Leitungen, an denen die Leuchten mit dem exklusiven FLOS Befestigungssystem installiert werden.
Ist die Schiene erst installiert, bleibt lediglich eine Linie von nur 15 mm Dicke sichtbar.
Die Familie Tracking Power erstreckt sich auf eine breite Palette von Projektoren, die in Verbindung mit einer exklusiven Elektronik, die in den Leuchtenkörper integriert ist, unnötiges Volumen beseitigen und dadurch eine großartige Integration ermöglichen.
Verfügbare Lösungen für Standard-Dreiphasenprofile, keine Fernsteuerung möglich.

Optisches System
Die Lichtmodule PRO 150 und UT Pro 175 sind in Spot, Medium und Flood Optik erhältlich und besitzen einen hocheffizienten Reflektor aus Borosilikatglas.
Im Lichtmodul UT Pro 175 Lens ist eine verstellbare Linse integriert, mit der man den Öffnungswinkel von 13° bis 56° verändern kann.
Das Lichtmodul UT Pro Wall-Washer sorgt als hochqualitative Wandeinbauleuchte für eine gleichmäßige Lichtverteilung.

Zubehör
Querabschirmung, elliptische Linse, Flood und Honeycomb Linse für die Module zur Akzentbeleuchtung UT Pro 150 und UT Pro 175 erhältlich.

Zusatzinformationen
Alle Leuchten sind ausgestattet mit einem Adapter geringer Abmessung, der speziell für den Gebrauch in FLOS Tracking Power Profilen entworfen wurde, und sich nach dem Einbau vollkommen ins Profil integriert.
Leuchten mit Standardadapter Nordic GA69 zum Einbau in FLOS Standard-Dreiphasenschienen erhältlich.
Kompatibilität mit Dreiphasenschienen der Hersteller Nordic, Eutrac, Erco, Zumtobel und iGuzzini ist gewährleistet.
Außerdem sind alle Leuchten als Surface Version erhältlich für den flächenbündigen Einbau in die Decke.
- UT Pro 150, UT Pro 175, UT Pro 175 Lens:
360° vertikale und 90° horizontale Drehung möglich.
Einrastmechanismus für die horizontale Achse integriert.
Schutzgrad IP20.
- UT Pro Wall-Washer:
360° vertikale und 15° horizontale Drehung möglich.
Dali-Version mit GA-600-Adapter verfügbar.
Schutzgrad IP20.
- Profile:
Nur auf Flächen aus Gipskarton mit 12,5 mm Stärke installierbar.
Auf normal entflammbaren Oberflächen einsetzbar.

Qualitätszeichen
Das Gerät entspricht der europäischen technischen Norm EN60598-1 und den entsprechenden Zusatzregelungen.

Description
Exclusive 3-phase lighting profile for indoor use in ceiling recessed version which, thanks to its low visual impact, offers a complete integration into the architecture.
Tracking Power's structural profiles are manufactured in black extruded aluminium, fitted with electric tracks where luminaries are installed using the exclusive Flos mounting system.
Once the track has been installed, only a 15 mm thick line is noticeable.
The Tracking Power family is completed with a wide range of projectors which, combined with exclusive electronics integrated into the body of the luminaire, eliminate unnecessary volume and, as a result, have greater integration.
Standard 3-phase tracks solutions available, cannot be remotely dimmed.

Optic System
Light modules UT Pro 150 and UT Pro 175 are available with spot, medium and flood optics and a built-in high-efficiency borosilicate glass reflector.
The light module UT Pro 175 Lens incorporates an adjustable lens which allows regulating the opening angle from 13° to 56°.
The light module UT Pro Wall-Washer brings a uniform light distribution in a high-performance wall-washer.

Accessories
Shielding cylinder, elliptical lens, flood and honeycomb lens for accent lighting modules UT Pro 150 and UT Pro 175 available.

Additional Information
All luminaries have incorporated a small adapter that, once installed, is completely integrated within the profile, especially designed for FLOS profile The Tracking Power.
Luminaires with standard adapter Nordic GA69 for installation in FLOS standard 3-phase tracks available.
Guaranteed compatibility with 3-phase tracks manufactured by Nordic, Eutrac, Erco, Zumtobel and iGuzzini.
Moreover, all the luminaries are available in surface version allowing to be fitted flush to the ceiling.
- UT Pro 150, UT Pro 175 and UT Pro 175 Lens:
Possibility of 360° rotation in the vertical axis and 90° rotation in the horizontal axis. Blocking mechanism for horizontal axis integrated.
IP20 protection grade.
- UT Pro Wall-Washer:
Possibility of 360° rotation in vertical axis and 15° rotation in horizontal axis.
Dali version available with GA-600 adaptor.
IP20 protection grade.
- Profile:
Can only be installed in 12.5mm thick plaster-board.
Suitable for installation on normally inflammable surfaces.

Compliance of Standards and Quality Marks
EN60598-1 European Technical Standards and any subsequent additions.

HOW TO ORDER

1 CHOOSE YOUR PROFILE AND LENGTH

RECESSED PROFILE



L: 1 / 2 / 3 / 4 m

SURFACE/SUSPENSION DOWN PROFILE





L: 1 / 2 / 3 m

2 COMPLETE WITH MOUNTING ACCESSORIES

Mains feed connector and End Cap



Right or Left

Intermediate connector



Straight

Feed 90° Corner



Right or Left
Electrical / mechanical joint

Recessed installation

Accessories

Adjustable ceiling kit
(Optional)



Mains feed connector



Right Left

End cap



Intermediate connector



Feed 90° Corner



Earth outside



Earth inside

Surface installation

Accessories

Ceiling fixing kit



Suspension installation

Ceiling fixing kit



+

Suspension kit



3 SELECT A LIGHT MODULE

UT Pro 150



On board dimmer

S/M/F

UT Pro 175



On board dimmer

S/M/F

UT Pro 175 Lens



On board dimmer

Lens in / Lens out

UT Pro Wall-Washer



Non dimmable

Wall-Washer

UT Pro 150



On board dimmer

S/M/F

UT Pro 175



On board dimmer

S/M/F

UT Pro 175 Lens



On board dimmer

Lens in / Lens out

UT Pro Wall-Washer



Non dimmable

Wall-Washer

UT Pro 150 GA-69



On board dimmer

S/M/F

UT Pro 175 GA-69



On board dimmer

S/M/F

UT Pro 175 Lens GA-69



On board dimmer

Lens in / Lens out

UT Pro Wall-Washer GA-69



Non dimmable

Wall-Washer

Profile

Dreiphasen-Profile mit minimaler Auswirkung auf die Architektur (15 mm) für den Einbau in Gipskartondecken.
Gerade Schienen sind in vier Längen erhältlich: 1 m, 2 m, 3 m und 4 m.
90º-Winkel in der gleichen Ebene (entsprechende Elemente für linke und rechte Ecken) erhältlich.
Zum Verbinden mehrerer Profile wird ein Verbindungsstück benötigt.
Versorgungsanschlüsse für die Installation auf der linken oder rechten Seite erhältlich.
Versorgungsanschlüsse inklusive Abdeckung.
Zur Befestigung werden die Flügel des Tracking Power Profils mithilfe von Befestigungsprofilen aus Aluminium auf der Gipskartonoberfläche angeschraubt.
Der Befestigungssatz an absenkbarer Decke (optional) ermöglicht die Installation ohne Aluminium-Befestigungsprofile. Empfohlen für Anwendungen, bei denen zuerst das Tracking Power Profil und anschließend die absenkbare Gipskartondecke installiert werden kann.

Profiles

Three-phase profile with minimum impact on the architecture (15 mm) for embedded installations in plasterboard ceilings.
Linear profiles available in four lengths: 1 m, 2 m, 3 m and 4 m.
90º corners on the same plane are also available (different elements for the left and right corners).
A linear intermediate connector is required to connect several profiles. Power supply connectors available for the installation on the left or right-hand side.
End caps included in the power supply connectors.
The fastening of the Tracking Power is performed by screwing the sides of the profile to the plasterboard surface, aided by aluminium fastening profiles.
The adjustable ceiling fastening kit (optional) permits the installation without the need for fastening aluminium profiles. Recommended for installations where the Tracking Power profile can be installed before the suspended plasterboard.

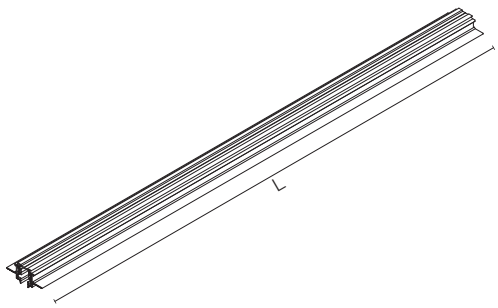

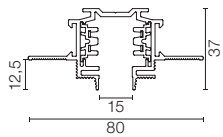

L: 1000 mm
06.1800.14
L: 2000 mm
06.1801.14
L: 3000 mm
06.1802.14
L: 4000 mm
06.1803.14

L: 1 m / 2 m / 3 m / 4 m

---

90 ° Winkel.
Mit elektrischer Einspeisung.

90° Corner.
With electrical feeding connection.



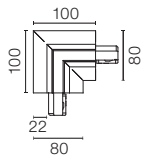

Right
06.1804.14
Left
06.1805.14

Versorgungsanschluss. Endkappe inbegriffen.

Feed connector. End cap included.



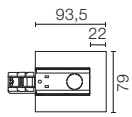



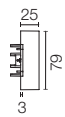

Right
06.1807.14
Left
06.1806.14

Linearer Zwischenschalter.

Intermediate linear connector.



60.3319.14

Befestigungssatz an absenkbare decke (fakultativ). Set mit 2 stück.

Adjustable ceiling kit (optional).
2 unit kit.



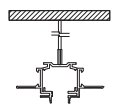

08.8439.14

Profile (mm)	Quantities Ceiling Kit (units)
1000	2
2000	4
3000	6
4000	8

Profile

Dreiphasenschiene für EUTRAC-Standard-Oberflächeninstallationen, kompatibel mit Beleuchtungen des Tracking-Power-Systems.

Profiles

Three-phase profile for standard EUTRAC surface installations compatible with Tracking Power light fixtures.



IP 20

L: 1 m / 2 m / 3 m

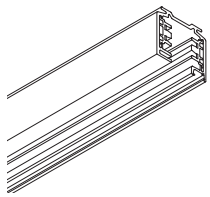

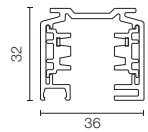

1000 mm
60.3330.11A
60.3330.14

2000 mm
60.3331.11A
60.3331.14

3000 mm
60.3336.11A
60.3336.14

Versorgungsanschluss.

Feed connector.







Right
60.3317.11A
60.3317.14

Left
60.3318.11A
60.3318.14

Linearer Zwischenschalter.

Intermediate linear connector.





60.3319.11A
60.3319.14

Endkappe.

End cap.





60.3333.11A
60.3333.14

---

90 ° Winkel.
Mit elektrischer Einspeisung.

90° Corner.
With electrical feeding connection.







Earth Outside
60.3320.11A
60.3320.14

Earth Inside
60.3321.11A
60.3321.14

Deckenbefestigung oder für Aufhänge-Kit.

Ceiling fixture or fixture for suspension kit.



60.3351.11A
60.3351.14

Aufhänge-Kit, Kabel zu 1.5 m.
Zusammen mit 60.3351 bestellen.

Suspension kit, 1.5 m cable. Order together with 60.3351.



60.3345

Um die Sicherheit der Elektroinstallation zu gewährleisten, ist das Tracking Power Profil asymmetrisch konzipiert und ermöglicht eine einzigartige Weise der Installation von Lichtquellen.
In der Illustration wird die Position der Neutralschiene (rote Linie) für die verschiedenen möglichen Konfigurationen dargestellt. Sie muss den Anforderungen der jeweiligen Installation entsprechend und unter Berücksichtigung der Stromkontinuität angepasst werden.

The Tracking Power profile is asymmetric to ensure the electric safety in the installation, and it provides a unique form in the installation of luminaires.
The diagram shows the position of the neutral track (red line) for the different possible configurations, which must be composed according to the requirements for each installation, respecting the electric continuity.

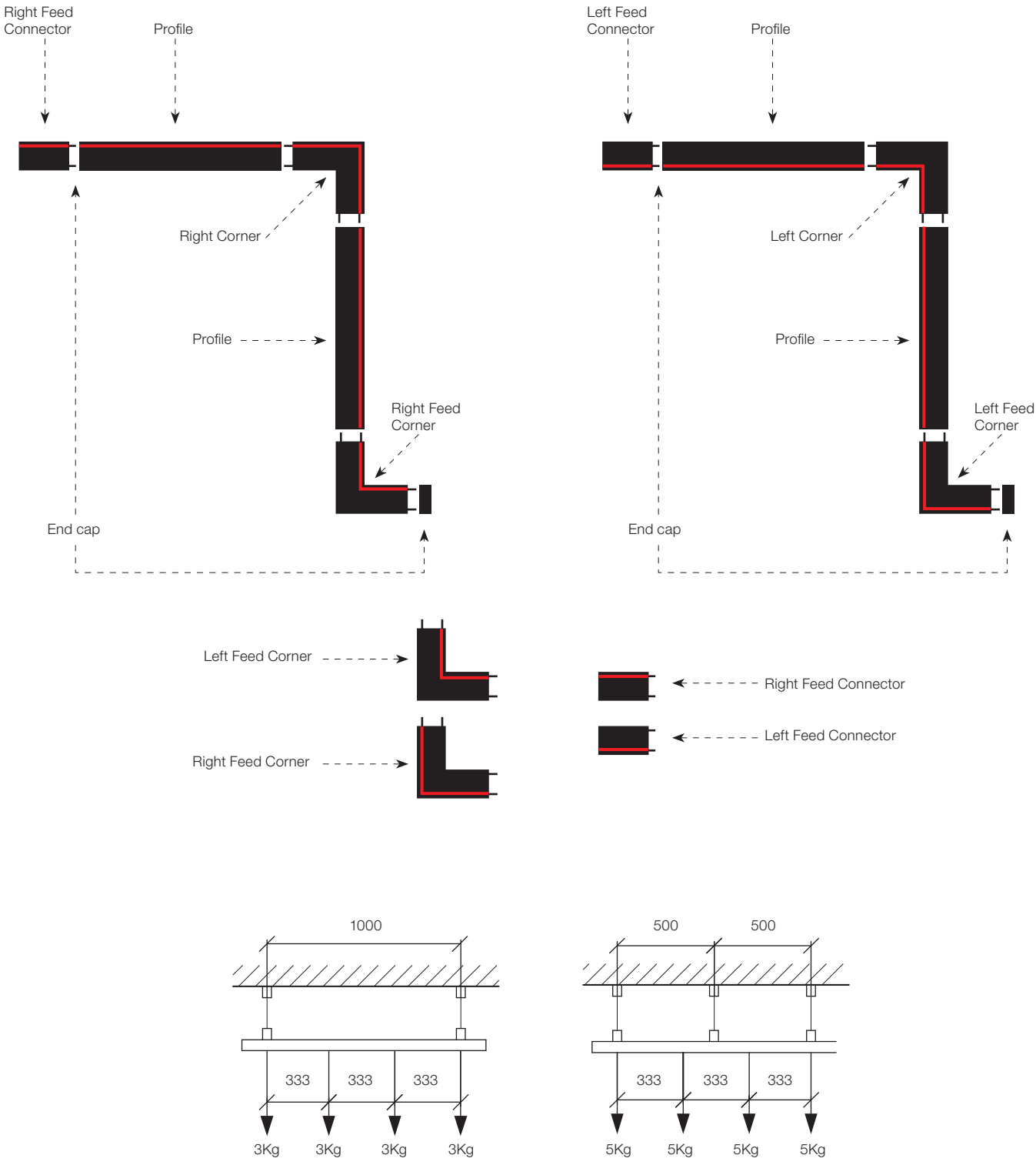

UT Pro 150

Light Source: LED Array 23,5W - 2400 lm - 3000K/CRI 80 / 23,5W - 1950 lm - 3000K/CRI 90 / 23,5W - 2150 lm - 4000K/CRI 90



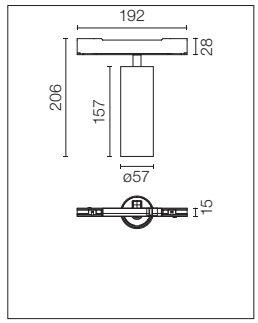

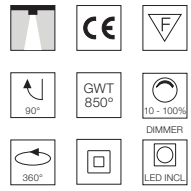

Finishes Available



Scheinwerfer mit LED Lichtquelle zum Einbau in Tracking Power Profil. Netzgerät mit 120-277V inbegriffen. Es enthält Hochleistungsreflektor.

Bei den Versionen 40 sind der Schienenadapter, der Arm und der Hinterkopf schwarz. Bei den "All White" -Versionen sind der Schienenadapter, der Arm, der Hinterkopf und der Kopf weiß, nur der Blendschutzring bleibt schwarz.

Spotlight to be installed in Tracking Power profile with LED light source. 120-277V power supply integrated. High performance reflector included.

.40 versions come with the track adapter, the arm and the rear of the head in black. In the "All white" versions, the track adapter, the arm, the rear of the head and the head are white. Only the anti-glare ring is black.

3000K - CRI 80
On board dimmer
- ☐ 09.7210.40A
- ■ 09.7210.14A
  All White
- ☐ 09.7210.40A78

16° SPOT

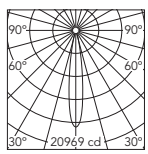

Luminous flux luminaire 2265 lm

Beam Angle: 16°

h(m)	E(lx)	D(m)
1	20969	0.28
2	5242	0.56
3	2330	0.84
4	1311	1.12
5	839	1.40

3000K - CRI 90
On board dimmer
- ☐ 09.7216.40A
- ■ 09.7216.14A
  All White
- ☐ 09.7216.40A78

16° SPOT

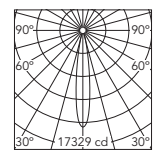

Luminous flux luminaire 1872 lm

Beam Angle: 16°

h(m)	E(lx)	D(m)
1	17329	0.28
2	4332	0.56
3	1925	0.84
4	1083	1.12
5	693	1.40

4000K - CRI 90
On board dimmer
- ☐ 09.7211.40A
- ■ 09.7211.14A
  All White
- ☐ 09.7211.40A78

16° SPOT

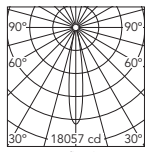

Luminous flux luminaire 1951 lm

Beam Angle: 16°

h(m)	E(lx)	D(m)
1	18057	0.28
2	4514	0.56
3	2006	0.84
4	1129	1.12
5	722	1.40

3000K - CRI 80
On board dimmer
- ☐ 09.7212.40A
- ■ 09.7212.14A
  All White
- ☐ 09.7212.40A78

28° MEDIUM

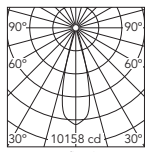

Luminous flux luminaire 2198 lm

Beam Angle: 28°

h(m)	E(lx)	D(m)
1	10158	0.50
2	2540	1.00
3	1129	1.50
4	635	2.00
5	406	2.50

3000K - CRI 90
On board dimmer
- ☐ 09.7217.40A
- ■ 09.7217.14A
  All White
- ☐ 09.7217.40A78

28° MEDIUM

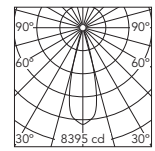

Luminous flux luminaire 1816 lm

Beam Angle: 28°

h(m)	E(lx)	D(m)
1	8395	0.50
2	2099	1.00
3	933	1.50
4	525	2.00
5	336	2.50

4000K - CRI 90
On board dimmer
- ☐ 09.7213.40A
- ■ 09.7213.14A
  All White
- ☐ 09.7213.40A78

28° MEDIUM

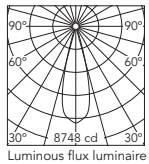

Luminous flux luminaire 1892 lm

Beam Angle: 28°

h(m)	E(lx)	D(m)
1	8748	0.50
2	2187	1.00
3	972	1.50
4	547	2.00
5	350	2.50

3000K - CRI 80
On board dimmer
- ☐ 09.7214.40A
- ■ 09.7214.14A
  All White
- ☐ 09.7214.40A78

40° FLOOD

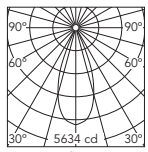

Luminous flux luminaire 2224 lm

Beam Angle: 40°

h(m)	E(lx)	D(m)
1	5634	0.73
2	1408	1.46
3	626	2.18
4	352	2.91
5	225	3.64

3000K - CRI 90
On board dimmer
- ☐ 09.7218.40A
- ■ 09.7218.14A
  All White
- ☐ 09.7218.40A78

40° FLOOD

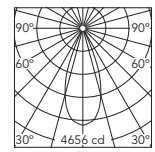

Luminous flux luminaire 1838 lm

Beam Angle: 40°

h(m)	E(lx)	D(m)
1	4656	0.73
2	1164	1.46
3	517	2.18
4	291	2.91
5	186	3.64

4000K - CRI 90
On board dimmer
- ☐ 09.7215.40A
- ■ 09.7215.14A
  All White
- ☐ 09.7215.40A78

40° FLOOD

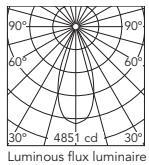

Luminous flux luminaire 1915 lm

Beam Angle: 40°

h(m)	E(lx)	D(m)
1	4851	0.73
2	1213	1.46
3	539	2.18
4	303	2.91
5	194	3.64

UT Pro 175

Light Source: LED Array 35,3W - 3950 lm - 3000K/CRI 80 / 35,3W - 3250 lm - 3000K/CRI 90 / 35,3W - 3400 lm - 4000K/CRI 90



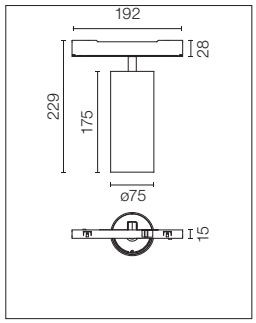

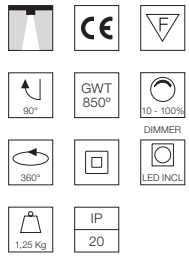

Finishes Available



Scheinwerfer mit LED Lichtquelle zum Einbau in Tracking Power Profil. Netzgerät mit 120-277V inbegriffen. Es enthält Hochleistungsreflektor.

Bei den Versionen 40 sind der Schienenadapter, der Arm und der Hinterkopf schwarz. Bei den "All White" -Versionen sind der Schienenadapter, der Arm, der Hinterkopf und der Kopf weiß, nur der Blendschutzring bleibt schwarz.

Spotlight to be installed in Tracking Power profile with LED light source. 120-277V power supply integrated. High performance reflector included.

.40 versions come with the track adapter, the arm and the rear of the head in black. In the "All white" versions, the track adapter, the arm, the rear of the head and the head are white. Only the anti-glare ring is black.

3000K - CRI 80
On board dimmer
- ☐ 09.7300.40
- ■ 09.7300.14

All White
- ☐ 09.7300.40.78

12° SPOT

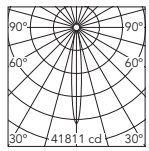

Luminous flux luminaire 3664 lm

Beam Angle:	12°
h(m) E(lx)	D(m)
1 41811	0.21
2 10453	0.41
3 4646	0.62
4 2613	0.83
5 1672	1.03

4000K - CRI 90
On board dimmer
- ☐ 09.7302.40
- ■ 09.7302.14

All White
- ☐ 09.7302.40.78

12° SPOT

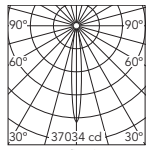

Luminous flux luminaire 3245 lm

Beam Angle:	12°
h(m) E(lx)	D(m)
1 37034	0.21
2 9258	0.41
3 4115	0.62
4 2315	0.83
5 1481	1.03

3000K - CRI 80
On board dimmer
- ☐ 09.7303.40
- ■ 09.7303.14

All White
- ☐ 09.7303.40.78

25° MEDIUM

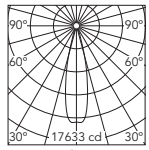

Luminous flux luminaire 3637 lm

Beam Angle:	25°
h(m) E(lx)	D(m)
1 17633	0.44
2 4408	0.88
3 1959	1.32
4 1102	1.76
5 705	2.20

4000K - CRI 90
On board dimmer
- ☐ 09.7305.40
- ■ 09.7305.14

All White
- ☐ 09.7305.40.78

25° MEDIUM

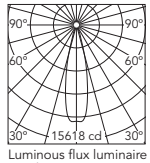

Luminous flux luminaire 3221 lm

Beam Angle:	25°
h(m) E(lx)	D(m)
1 15618	0.44
2 3904	0.88
3 1735	1.32
4 976	1.76
5 625	2.20

3000K - CRI 80
On board dimmer
- ☐ 09.7306.40
- ■ 09.7306.14

All White
- ☐ 09.7306.40.78

37° FLOOD

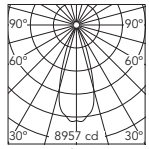

Luminous flux luminaire 3321 lm

Beam Angle:	37°
h(m) E(lx)	D(m)
1 8957	0.66
2 2239	1.32
3 995	1.98
4 560	2.65
5 358	3.31

4000K - CRI 90
On board dimmer
- ☐ 09.7308.40
- ■ 09.7308.14

All White
- ☐ 09.7308.40.78

37° FLOOD

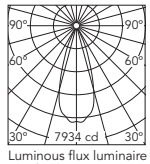

Luminous flux luminaire 2941 lm

Beam Angle:	37°
h(m) E(lx)	D(m)
1 7934	0.66
2 1983	1.32
3 882	1.98
4 496	2.65
5 317	3.31

3000K - CRI 90
On board dimmer
- ☐ 09.7301.40
- ■ 09.7301.14

All White
- ☐ 09.7301.40.78

12° SPOT

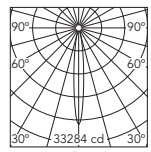

Luminous flux luminaire 2916 lm

Beam Angle:	12°
h(m) E(lx)	D(m)
1 33284	0.21
2 8321	0.41
3 3698	0.62
4 2080	0.83
5 1331	1.03

3000K - CRI 90
On board dimmer
- ☐ 09.7304.40
- ■ 09.7304.14

All White
- ☐ 09.7304.40.78

25° MEDIUM

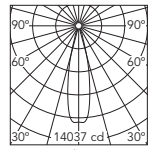

Luminous flux luminaire 2895 lm

Beam Angle:	25°
h(m) E(lx)	D(m)
1 14037	0.44
2 3509	0.88
3 1560	1.32
4 877	1.76
5 561	2.20

3000K - CRI 90
On board dimmer
- ☐ 09.7307.40
- ■ 09.7307.14

All White
- ☐ 09.7307.40.78

37° FLOOD

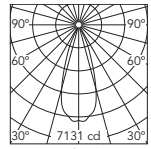

Luminous flux luminaire 2644 lm

Beam Angle:	37°
h(m) E(lx)	D(m)
1 7131	0.66
2 1783	1.32
3 792	1.98
4 446	2.65
5 285	3.31

UT Pro 175 Lens

Light Source: LED Array 35,3W - 3950 lm - 3000K/CRI 80 / 35,3W - 3250 lm - 3000K/CRI 90 / 35,3W - 3400 lm - 4000K/CRI 90



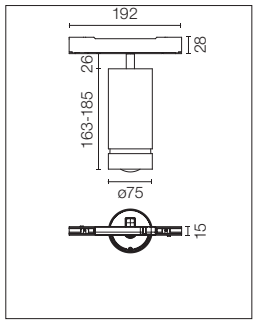

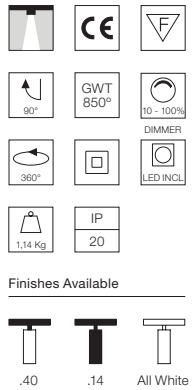

Finishes Available

Scheinwerfer mit LED Lichtquelle zum Einbau in Tracking Power Profil. Besitzt eine verstellbare Linse, mit der man den Öffnungswinkel von 13° bis 56° verändern kann. Netzgerät mit 120-277V inbegriffen.

Bei den Versionen 40 sind der Schienenadapter, der Arm und der Hinterkopf schwarz. Bei den "All White" -Versionen sind der Schienenadapter, der Arm, der Hinterkopf und der Kopf weiß, nur der Blendschutzring bleibt schwarz.

Spotlight to be installed in Tracking Power profile with LED light source. Includes adjustable lens allowing opening angle calibration from 13^0 to 56^0. 120-277V power supply integrated.

.40 versions come with the track adapter, the arm and the rear of the head in black. In the "All white" versions, the track adapter, the arm, the rear of the head and the head are white. Only the anti-glare ring is black.

3000K - CRI 80
On board dimmer
- ☐ 09.7370.40
- ■ 09.7370.14
  All White
- ☐ 09.7370.40.78

13° LENS OUT

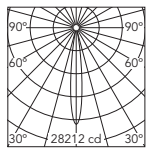

Luminous flux luminaire 2314 lm

Beam Angle:	13°	
h(m)	E(lx)	D(m)
1	28212	0.23
2	7053	0.46
3	3135	0.70
4	1763	0.93
5	1128	1.16

56° LENS IN

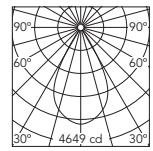

Luminous flux luminaire 3468 lm

Beam Angle:	56°	
h(m)	E(lx)	D(m)
1	4649	1.07
2	1162	2.14
3	517	3.21
4	291	4.29
5	186	5.36

3000K - CRI 90
On board dimmer
- ☐ 09.7371.40
- ■ 09.7371.14
  All White
- ☐ 09.7371.40.78

13° LENS OUT

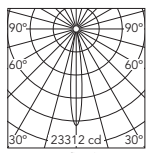

Luminous flux luminaire 1912 lm

Beam Angle:	13°	
h(m)	E(lx)	D(m)
1	23312	0.23
2	5828	0.46
3	2590	0.70
4	1457	0.93
5	932	1.16

56° LENS IN

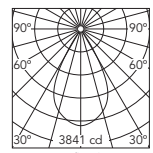

Luminous flux luminaire 2866 lm

Beam Angle:	56°	
h(m)	E(lx)	D(m)
1	3841	1.07
2	960	2.14
3	427	3.21
4	240	4.29
5	154	5.36

4000K - CRI 90
On board dimmer
- ☐ 09.7372.40
- ■ 09.7372.14
  All White
- ☐ 09.7372.40.78

13° LENS OUT

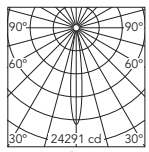

Luminous flux luminaire 1992 lm

Beam Angle:	13°	
h(m)	E(lx)	D(m)
1	24291	0.23
2	6073	0.46
3	2699	0.70
4	1518	0.93
5	972	1.16

56° LENS IN

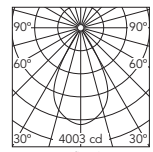

Luminous flux luminaire 2986 lm

Beam Angle:	56°	
h(m)	E(lx)	D(m)
1	4003	1.07
2	1001	2.14
3	445	3.21
4	250	4.29
5	160	5.36

UT Pro Wall-Washer

Light Source: Top LED 25,5W - 2700 lm - 3000K/CRI 90 / 25,5W - 2900 lm - 4000K/CRI 90



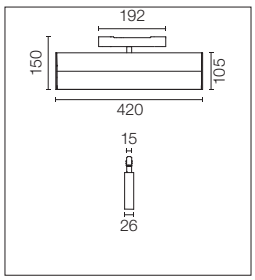

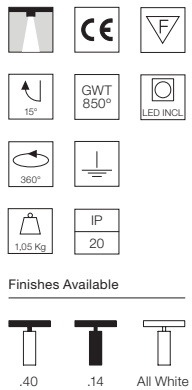

Finishes Available

Lichtmodul Wall-Washer mit LED Lichtquelle zum Einbau in Tracking Power Profil. Netzgerät mit 220-240V inbegriffen.

Bei den Versionen 40 sind der Schienenadapter, der Arm und der Hinterkopf schwarz. Bei den "All White" -Versionen sind der Schienenadapter, der Arm, der Hinterkopf und der Kopf weiß, nur der Blendschutzring bleibt schwarz.

Wall-Washer lighting module to be installed in Tracking Power profile with LED light source. 220-240V power supply integrated.

.40 versions come with the track adapter, the arm and the rear of the head in black. In the "All white" versions, the track adapter, the arm, the rear of the head and the head are white. Only the anti-glare ring is black.

3000K - CRI 90
Non Dimmable
- ☐ 09.7500.40
- ■ 09.7500.14
  All White
- ☐ 09.7500.40.78

36°

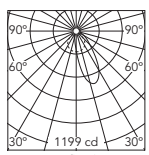

Luminous flux luminaire 1706 lm

Beam Angle:	36°	
h(m)	E(lx)	D(m)
1	1199	0.78
2	300	1.56
3	133	2.34
4	75	3.12
5	48	3.90

4000K - CRI 90
Non Dimmable
- ☐ 09.7501.40
- ■ 09.7501.14
  All White
- ☐ 09.7501.40.78

36°

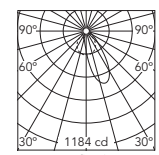

Luminous flux luminaire 1700 lm

Beam Angle:	36°	
h(m)	E(lx)	D(m)
1	1184	0.76
2	296	1.52
3	132	2.28
4	74	3.04
5	47	3.80

UT Pro 150 GA-69

Light Source: LED Array 23,5W - 2300 lm - 3000K/CRI 80 / 23,5W - 1950 lm - 3000K/CRI 90 / 23,5W - 2009 lm - 4000K/CRI 90



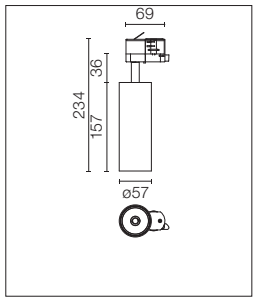

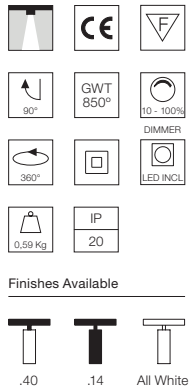

Finishes Available

Scheinwerfer mit LED Lichtquelle zum Einbau in Standard-Dreiphasenschiene. Netzgerät 120-270V inbegriffen.

Bei den Versionen 40 sind der Schienenadapter, der Arm und der Hinterkopf schwarz. Bei den "All White" -Versionen sind der Schienenadapter, der Arm, der Hinterkopf und der Kopf weiß, nur der Blendschutzring bleibt schwarz.

Spotlight to be installed in standard 3-phase track with LED light source. 120-270V power supply integrated.

.40 versions come with the track adapter, the arm and the rear of the head in black. In the "All white" versions, the track adapter, the arm, the rear of the head and the head are white. Only the anti-glare ring is black.

3000K - CRI 80
On board dimmer
- ☐ 09.7270.40A
- ■ 09.7270.14A

All White
- ☐ 09.7270.40A78

16° SPOT

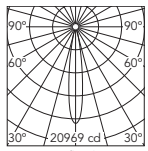

Luminous flux luminaire 2265 lm

Beam Angle: 16°

h(m)	E(lx)	D(m)
1	20969	0.28
2	5242	0.56
3	2330	0.84
4	1311	1.12
5	839	1.40

3000K - CRI 90
On board dimmer
- ☐ 09.7276.40A
- ■ 09.7276.14A

All White
- ☐ 09.7276.40A78

16° SPOT

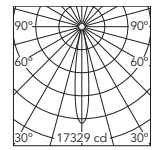

Luminous flux luminaire 1872 lm

Beam Angle: 16°

h(m)	E(lx)	D(m)
1	17329	0.28
2	4332	0.56
3	1925	0.84
4	1083	1.12
5	693	1.40

4000K - CRI 90
On board dimmer
- ☐ 09.7271.40A
- ■ 09.7271.14A

All White
- ☐ 09.7271.40A78

16° SPOT

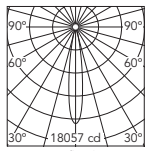

Luminous flux luminaire 1951 lm

Beam Angle: 16°

h(m)	E(lx)	D(m)
1	18057	0.28
2	4514	0.56
3	2006	0.84
4	1129	1.12
5	722	1.40

3000K - CRI 80
On board dimmer
- ☐ 09.7272.40A
- ■ 09.7272.14A

All White
- ☐ 09.7272.40A78

28° MEDIUM

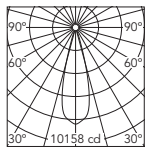

Luminous flux luminaire 2198 lm

Beam Angle: 28°

h(m)	E(lx)	D(m)
1	10158	0.50
2	2540	1.00
3	1129	1.50
4	635	2.00
5	406	2.50

3000K - CRI 90
On board dimmer
- ☐ 09.7277.40A
- ■ 09.7277.14A

All White
- ☐ 09.7277.40A78

28° MEDIUM

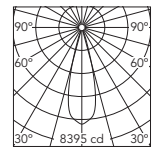

Luminous flux luminaire 1816 lm

Beam Angle: 28°

h(m)	E(lx)	D(m)
1	8395	0.50
2	2099	1.00
3	933	1.50
4	525	2.00
5	336	2.50

4000K - CRI 90
On board dimmer
- ☐ 09.7273.40A
- ■ 09.7273.14A

All White
- ☐ 09.7273.40A78

28° MEDIUM

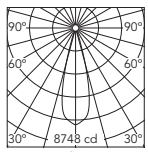

Luminous flux luminaire 1892 lm

Beam Angle: 28°

h(m)	E(lx)	D(m)
1	8748	0.50
2	2187	1.00
3	972	1.50
4	547	2.00
5	350	2.50

3000K - CRI 80
On board dimmer
- ☐ 09.7274.40A
- ■ 09.7274.14A

All White
- ☐ 09.7274.40A78

40° FLOOD

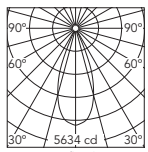

Luminous flux luminaire 2224 lm

Beam Angle: 40°

h(m)	E(lx)	D(m)
1	5634	0.73
2	1408	1.46
3	626	2.18
4	352	2.91
5	225	3.64

3000K - CRI 90
On board dimmer
- ☐ 09.7278.40A
- ■ 09.7278.14A

All White
- ☐ 09.7278.40A78

40° FLOOD

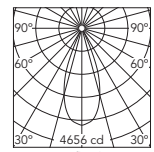

Luminous flux luminaire 1838 lm

Beam Angle: 40°

h(m)	E(lx)	D(m)
1	4656	0.73
2	1164	1.46
3	517	2.18
4	291	2.91
5	186	3.64

4000K - CRI 90
On board dimmer
- ☐ 09.7275.40A
- ■ 09.7275.14A

All White
- ☐ 09.7275.40A78

40° FLOOD

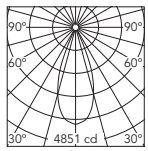

Luminous flux luminaire 1915 lm

Beam Angle: 40°

h(m)	E(lx)	D(m)
1	4851	0.73
2	1213	1.46
3	539	2.18
4	303	2.91
5	194	3.64

UT Pro 175 GA-69

Light Source: LED Array 35,3W - 3950 lm - 3000K/CRI 80 / 35,3W - 3250 lm - 3000K/CRI 90 / 35,3W - 3400 lm - 4000K/CRI 90



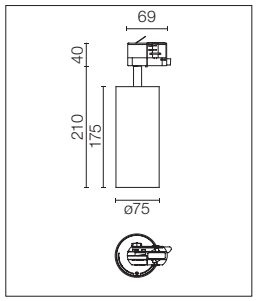

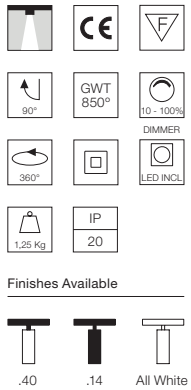

Finishes Available

Scheinwerfer mit LED Lichtquelle zum Einbau in Standard-Dreiphasenschiene. Netzgerät 120-270V inbegriffen.

Bei den Versionen 40 sind der Schienenadapter, der Arm und der Hinterkopf schwarz. Bei den "All White" -Versionen sind der Schienenadapter, der Arm, der Hinterkopf und der Kopf weiß, nur der Blendschutzring bleibt schwarz.

Spotlight to be installed in standard 3-phase track with LED light source. 120-270V power supply integrated.

.40 versions come with the track adapter, the arm and the rear of the head in black. In the "All white" versions, the track adapter, the arm, the rear of the head and the head are white. Only the anti-glare ring is black.

3000K - CRI 80
On board dimmer
☐ 09.7310.40
■ 09.7310.14
All White
☐ 09.7310.40.78

12° SPOT

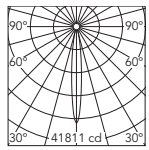

Luminous flux luminaire 3664 lm

Beam Angle: 12°

h(m)	E(lx)	D(m)
1	41811	0.21
2	10453	0.41
3	4646	0.62
4	2613	0.83
5	1672	1.03

3000K - CRI 90
On board dimmer
☐ 09.7311.40
■ 09.7311.14
All White
☐ 09.7311.40.78

12° SPOT

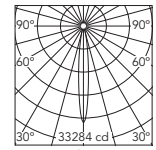

Luminous flux luminaire 2916 lm

Beam Angle: 12°

h(m)	E(lx)	D(m)
1	33284	0.21
2	8321	0.41
3	3698	0.62
4	2080	0.83
5	1331	1.03

4000K - CRI 90
On board dimmer
☐ 09.7312.40
■ 09.7312.14
All White
☐ 09.7312.40.78

12° SPOT

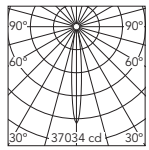

Luminous flux luminaire 3245 lm

Beam Angle: 12°

h(m)	E(lx)	D(m)
1	37034	0.21
2	9258	0.41
3	4115	0.62
4	2315	0.83
5	1481	1.03

3000K - CRI 80
On board dimmer
☐ 09.7313.40
■ 09.7313.14
All White
☐ 09.7313.40.78

25° MEDIUM

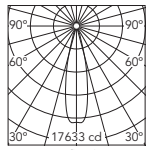

Luminous flux luminaire 3637 lm

Beam Angle: 25°

h(m)	E(lx)	D(m)
1	17633	0.44
2	4408	0.88
3	1959	1.32
4	1102	1.76
5	705	2.20

3000K - CRI 90
On board dimmer
☐ 09.7314.40
■ 09.7314.14
All White
☐ 09.7314.40.78

25° MEDIUM

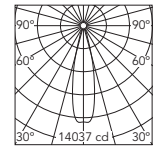

Luminous flux luminaire 2895 lm

Beam Angle: 25°

h(m)	E(lx)	D(m)
1	14037	0.44
2	3509	0.88
3	1560	1.32
4	877	1.76
5	561	2.20

4000K - CRI 90
On board dimmer
☐ 09.7315.40
■ 09.7315.14
All White
☐ 09.7315.40.78

25° MEDIUM

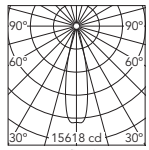

Luminous flux luminaire 3221 lm

Beam Angle: 25°

h(m)	E(lx)	D(m)
1	15618	0.44
2	3904	0.88
3	1735	1.32
4	976	1.76
5	625	2.20

3000K - CRI 80
On board dimmer
☐ 09.7316.40
■ 09.7316.14
All White
☐ 09.7316.40.78

37° FLOOD

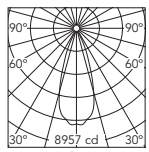

Luminous flux luminaire 3321 lm

Beam Angle: 37°

h(m)	E(lx)	D(m)
1	8957	0.66
2	2239	1.32
3	995	1.98
4	560	2.65
5	358	3.31

3000K - CRI 90
On board dimmer
☐ 09.7317.40
■ 09.7317.14
All White
☐ 09.7317.40.78

37° FLOOD

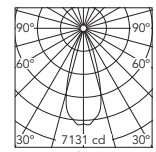

Luminous flux luminaire 2644 lm

Beam Angle: 37°

h(m)	E(lx)	D(m)
1	7131	0.66
2	1783	1.32
3	792	1.98
4	446	2.65
5	285	3.31

4000K - CRI 90
On board dimmer
☐ 09.7318.40
■ 09.7318.14
All White
☐ 09.7318.40.78

37° FLOOD

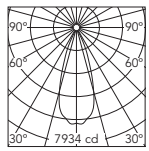

Luminous flux luminaire 2941 lm

Beam Angle: 37°

h(m)	E(lx)	D(m)
1	7934	0.66
2	1983	1.32
3	882	1.98
4	496	2.65
5	317	3.31

UT Pro 175 Lens GA-69

Light Source: LED Array 35,3W - 3950 lm - 3000K/CRI 80 / 35,3W - 3250 lm - 3000K/CRI 90 / 35,3W - 3400 lm - 4000K/CRI 90



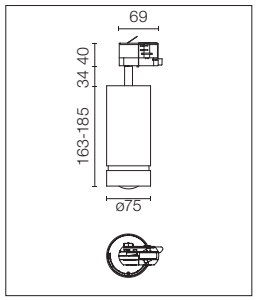

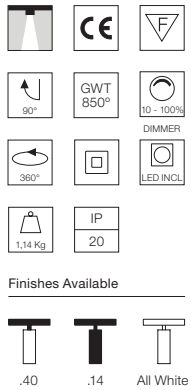

Finishes Available

Scheinwerfer mit LED Lichtquelle zum Einbau in Standard-Dreiphasenschiene. Besitzt eine verstellbare Linse, mit der man den Öffnungswinkel von 13° bis 56° verändern kann.
Netzgerät 120-270V inbegriffen.

Bei den Versionen 40 sind der Schienenadapter, der Arm und der Hinterkopf schwarz. Bei den "All White" -Versionen sind der Schienenadapter, der Arm, der Hinterkopf und der Kopf weiß, nur der Blendschutzring bleibt schwarz.

Spotlight to be installed in standard 3-phase track with LED light source. Includes adjustable lens allowing opening angle calibration from 13° to 56°. 120-270V power supply integrated.

.40 versions come with the track adapter, the arm and the rear of the head in black. In the "All white" versions, the track adapter, the arm, the rear of the head and the head are white. Only the anti-glare ring is black.

3000K - CRI 80
On board dimmer
- ☐ 09.7373.40
- ■ 09.7373.14
  All White
- ☐ 09.7373.40.78

13° LENS OUT

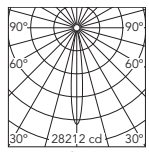

Luminous flux luminaire 2314 lm

Beam Angle:	13°	
h(m)	E(lx)	D(m)
1	28212	0.23
2	7053	0.46
3	3135	0.70
4	1763	0.93
5	1128	1.16

56° LENS IN

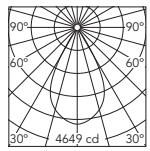

Luminous flux luminaire 3468 lm

Beam Angle:	56°	
h(m)	E(lx)	D(m)
1	4649	1.07
2	1162	2.14
3	517	3.21
4	291	4.29
5	186	5.36

3000K - CRI 90
On board dimmer
- ☐ 09.7374.40
- ■ 09.7374.14
  All White
- ☐ 09.7374.40.78

13° LENS OUT

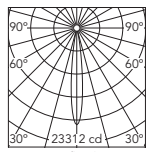

Luminous flux luminaire 1912 lm

Beam Angle:	13°	
h(m)	E(lx)	D(m)
1	23312	0.23
2	5828	0.46
3	2590	0.70
4	1457	0.93
5	932	1.16

56° LENS IN

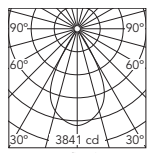

Luminous flux luminaire 2866 lm

Beam Angle:	56°	
h(m)	E(lx)	D(m)
1	3841	1.07
2	960	2.14
3	427	3.21
4	240	4.29
5	154	5.36

4000K - CRI 90
On board dimmer
- ☐ 09.7375.40
- ■ 09.7375.14
  All White
- ☐ 09.7375.40.78

13° LENS OUT

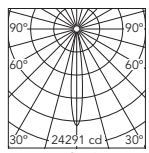

Luminous flux luminaire 1992 lm

Beam Angle:	13°	
h(m)	E(lx)	D(m)
1	24291	0.23
2	6073	0.46
3	2699	0.70
4	1518	0.93
5	972	1.16

56° LENS IN

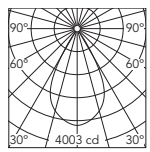

Luminous flux luminaire 2986 lm

Beam Angle:	56°	
h(m)	E(lx)	D(m)
1	4003	1.07
2	1001	2.14
3	445	3.21
4	250	4.29
5	160	5.36

UT Pro Wall-Washer GA-69 (Dali GA-600)

Light Source: Top LED 25,5W - 2700 lm - 3000K/CRI 90 / 25,5W - 2900 lm - 4000K/CRI 90



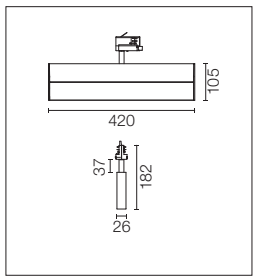

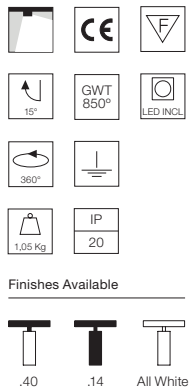

Finishes Available

Lichtmodul Wall-Washer mit LED Lichtquelle zum Einbau in Standard-Dreiphasenschiene. Netzgerät 220-240V inbegriffen. Für die DALI-Version benötigen Sie dimmbare Schienen (siehe Kapitel "Tracks").

Bei den Versionen 40 sind der Schienenadapter, der Arm und der Hinterkopf schwarz. Bei den "All White" -Versionen sind der Schienenadapter, der Arm, der Hinterkopf und der Kopf weiß, nur der Blendschutzring bleibt schwarz.

Wall-Washer lighting module to be installed in standard 3-phase track with LED light source. 220-240V power supply integrated. DALI version requires dimmable tracks (please refer to the “Tracks” chapter).

.40 versions come with the track adapter, the arm and the rear of the head in black. In the "All white" versions, the track adapter, the arm, the rear of the head and the head are white. Only the anti-glare ring is black.

3000K - CRI 90
Non Dimmable
- ☐ 09.7504.40
- ■ 09.7504.14
  All White
- ☐ 09.7504.40.78

Dali Version
- ☐ 09.7504.40.DA
- ■ 09.7504.14.DA
  All White
- ☐ 09.7504.40.YU

36°

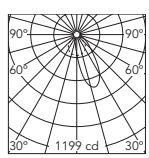

Luminous flux luminaire 1706 lm

Beam Angle:	36°	
h(m)	E(lx)	D(m)
1	1199	0.78
2	300	1.56
3	133	2.34
4	75	3.12
5	48	3.90

4000K - CRI 90
Non Dimmable
- ☐ 09.7505.40
- ■ 09.7505.14
  All White
- ☐ 09.7505.40.78

Dali Version
- ☐ 09.7505.40.DA
- ■ 09.7505.14.DA
  All White
- ☐ 09.7505.40.YU

36°

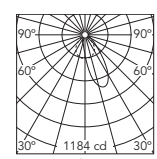

Luminous flux luminaire 1700 lm

Beam Angle:	36°	
h(m)	E(lx)	D(m)
1	1184	0.76
2	296	1.52
3	132	2.28
4	74	3.04
5	47	3.80

Zubehör / Accessories

UT Pro 150 / UT Pro 175

Querabschirmung, Linsen und Honeycomb können ohne Befestigungszubehör direkt in den Leuchtenkopf eingesetzt werden. Honeycomb + Linse können gleichzeitig verwendet werden.

Screening crosspiece, lenses and honeycomb directly installable on the head of the luminaire without needing any fastening accessory. Installation compatible with honeycomb + lense at the same time.

Querabschirmung.	Screening crosspiece.		UT Pro 150 08.8429.00 UT Pro 175 08.9108.00
Elliptische linse.	Elliptical lens.		UT Pro 150 08.8431.00 UT Pro 175 08.9109.00
Floodlinse.	Flood lens.		UT Pro 150 08.8432.00 UT Pro 175 08.9110.00
Honeycomb.	Honeycomb.		UT Pro 150 08.8428.00 UT Pro 175 08.9107.00
Konische Abschirmung.	Snoot shielding cone.		UT Pro 150 08.0526.00 UT Pro 175 08.9111.00

THE TRACKING POWER — INSTALLATION PROFILES

WALL-WASHER INSTALLATION

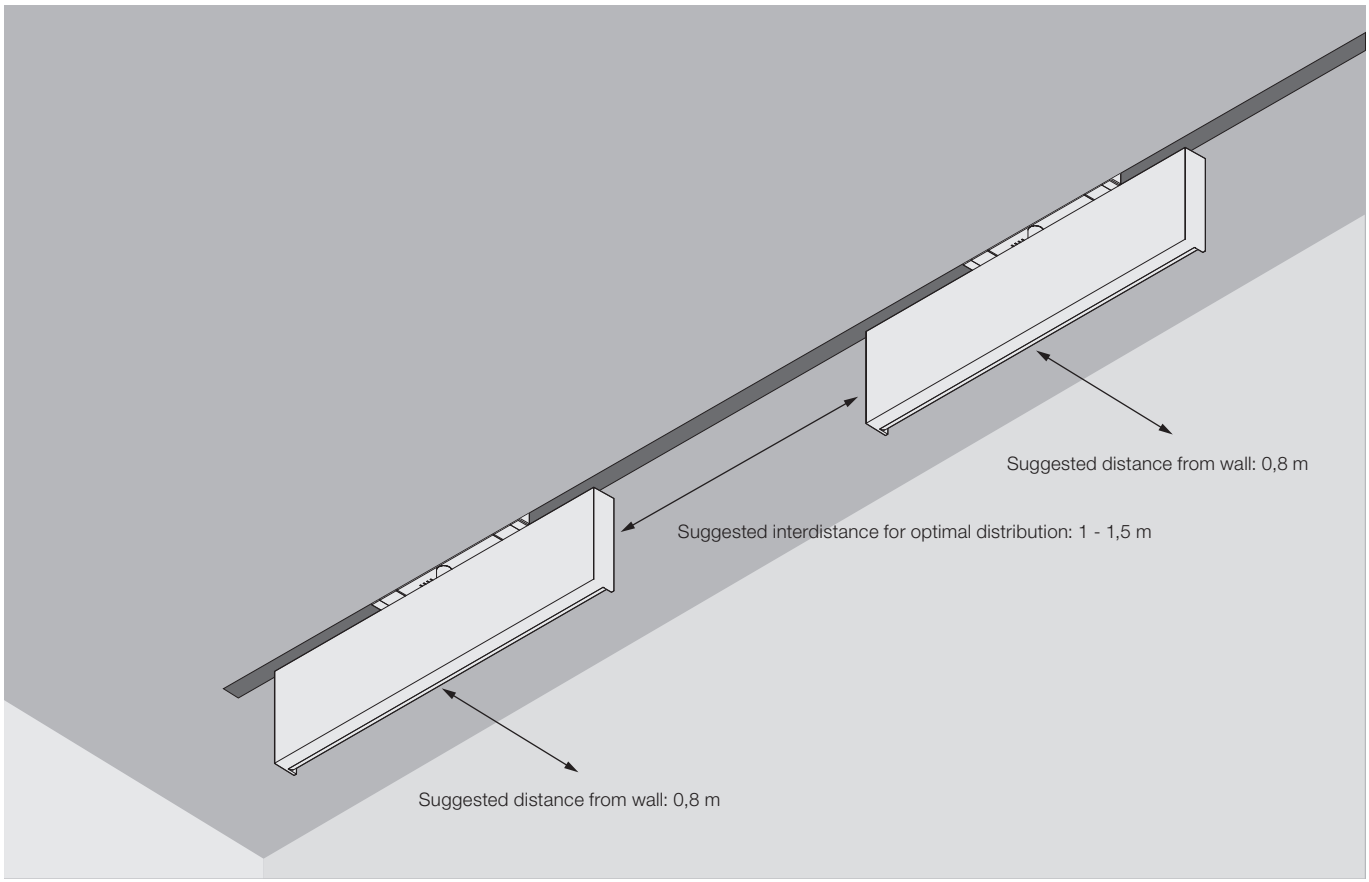

THE FAST TRACK

DESIGNED BY FLOS ARCHITECTURAL

RECESSED

SURFACE



Recessed Profiles ■ 14 Schwarz
14 Black

Surface Profiles □ 40 Weiss
40 White

■ 14 Schwarz
14 Black

LIGHT MODULES

THE FAST TRACK SPOT 100



LIGHT SOURCE
POWER LED
13W
780 lm
3000K/CRI 90
830 lm
4000K/CRI 90

THE FAST TRACK SPOT 150



LIGHT SOURCE
LED ARRAY
25,5W
1950 lm
3000K/CRI 90
2110 lm
4000K/CRI 90

THE FAST TRACK SPOT 175



LIGHT SOURCE
LED ARRAY
38,5W
3415 lm
3000K/CRI 90
3585 lm
4000K/CRI 90

■ 14 Schwarz
14 Black



□ BW Weiss
BW White



Produktbeschreibung
Das einzige System der Welt, mit dem Sie die Intensität der verschiedenen Gruppen von Beleuchtungskörpern mittels Fernsteuerung bewegen, ausrichten und einstellen können.
System für Innenräume in Versionen für die Oberflächenmontage oder den Deckeneinbau erhältlich.
Ausgestattet mit einer drahtlosen Steuerung mit dem FLOS Control® by Casambi-System, das über eine spezielle App für mobile Geräte verwaltet wird (mit einer Reichweite von etwa 20 m). Mit dem System können Sie bis zu 200 Geräte über die App steuern.
Die Beleuchtungsmodule enthalten Servomechanismen für die Bewegung und Ausrichtung, Sensoren zur Erkennung anderer Spots und das Ende der Schiene.
Das System ist in der Lage die Position jeden Spots zu jeder Zeit zu erkennen und bis zu 24 Lichtszenen einzuspeichern, indem die Lenkung, sowie Drehung und Lichtintensität für eine spätere Verwendung sowie, 4 Zeitprogramme, um von einer Szene zu einer anderen zu wechseln, gespeichert wird.
Sie können die Lichtszene auch vollständig ändern und die gespeicherten Kompositionen mit einem einfachen Klick wiederherstellen. Die Umstellung muss immer manuell und individuell über die APP erfolgen.
Strukturprofile des Systems aus stranggepresstem Aluminium in schwarz und weiß für die Version 40. Diese ist ausgestattet mit Stromschienen, die mit 48V gespeist werden und auf denen sie mittels eines mechanischen Befestigungssystems für die LED-Leuchten montiert werden.
Die Produktfamilie besteht aus Akzent-Beleuchtungsmodulen mit verschiedener Optik.
Das einzige verfügbare Steuerungssystem ist FLOS Control® by Casambi .
Es ist eine App für Mobilgeräte erforderlich (verfügbar im Apple Store und Google Play).
Die maximale Länge für ein Netzteil beträgt 20 m.
Die maximale Länge zwischen der Stromversorgung und dem Beginn der Schiene beträgt 2 m.

Optisches System
Die Akzent-Lichtsysteme sind mit Hochleistungsglasoptik und mit den Winkeln Superspot, Spot, Medium und Flood erhältlich.

Einspeisung
Fernstromquelle zu 48 V nicht eingeschlossen.

Zusatzinformationen
Schutzgrad IP20.
Auf normal entflammbaren Oberflächen einsetzbar.

Qualitätszeichen
Das Gerät entspricht der europäischen technischen Norm EN60598-1 und den entsprechenden Zusatzregelungen.

Description
Only system in the world that allows the intensity of different groups of light fittings to be moved, oriented, and adjusted at a distance.
Indoor system available in versions for installation on surfaces and recessed installation on the ceiling. Equipped with wireless control via the FLOS Control® by Casambi system managed using the dedicated app for mobile devices (covers a distance of about 20 m). The system allows up to 200 devices to be controlled via the app.
The lighting modules incorporate servos for moving and orienting them, as well as sensors to detect other spots and the end of the track.
The system can recognize the location of each spot at all times and memorize up to 24 scenes of light. It memorizes the orientation, rotation and light intensity for later use, as well as 4 time schedules to change from one scene to another.
The light scene can also be completely changed by recovering the memorized compositions with a simple click. The movement must always be performed manually and individually through the APP.
Structural profiles of the system are manufactured in black extruded aluminum and are white plated for the 40 version, provided with electric tracks fed at 48V, on which the LED luminaries are installed by means of a mechanical fixing system.
The family is composed of accent lighting, with different optics.
The only available control system is FLOS Control® by Casambi.
The app for mobile devices is also necessary (available in the Apple Store and Google Play).
The maximum length for each power source is 20 m.
The maximum length between the power supply and the start of the track is 2 m.

Optic system
The accent light modules are available with high-performance crystal optics. Super spot, spot, medium and flood angles.

Power Supply
Remote 48V power source not included.

Additional Information
IP20 protection grade.
Suitable for installation on normally inflammable surfaces.

Compliance of Standards and Quality Marks
EN60598-1 European Technical Standards and any subsequent additions.

FLOS
CONTROL BY CASAMBI

Available on the App Store

GET IT ON Google Play

HOW TO ORDER

1 CHOOSE YOUR PROFILE AND LENGTH

2 COMPLETE WITH MOUNTING ACCESSORIES

RECESSED PROFILE



L: 1 / 1,5 / 2 / 3 m

Feed cable



End cap



Intermediate cable



Electrical

Stopper



Recessed installation

Accessories
(Optional)

Fixed ceiling kit



or

Adjustable ceiling kit



SURFACE PROFILE



L: 1 / 1,5 / 2 / 3 m

Feed cable



End cap



Intermediate cable



Electrical

Stopper



Surface installation

Fixing ceiling kit included with the profile

3 SELECT POWER SUPPLY

Recessed installation

Remote power supply



185W



320W

(select the driver with the appropriate power according to the needs of your project)

Surface installation

Remote power supply



185W



320W

(select the driver with the appropriate power according to the needs of your project)

4 SELECT A LIGHT MODULE

Spot 100



Casambi integrated



SS/S/M

Spot 150



Casambi integrated



S/M/F

Spot 175



Casambi integrated



S/M/F

THE FAST TRACK – RECESSED PROFILES

Profile

Elektromechanisches Profil für den Einbau in Gipskartondecken mit Längen von 1 m bis 3 m. Strom- und Verbindungskabel müssen separat bestellt werden.
Die Abdeckungen sind getrennt zu bestellen.
Feste oder einstellbare Befestigungs-Kits sind verfügbar (Option). Die Kits für die Deckenbefestigung ermöglichen eine Installation ohne Erfordernis von TC-Aluminiumprofilen für die Befestigung.

Profiles

Electro-mechanical profile for recessed installations in plasterboard ceilings, with 1m to 3m lengths. Power and interconnection cables must be ordered separately.
The covers must be ordered separately. Fixed or adjustable fastening kits available (optional). The roof fastening kits enable installation without the need for aluminium TC fastening profiles.

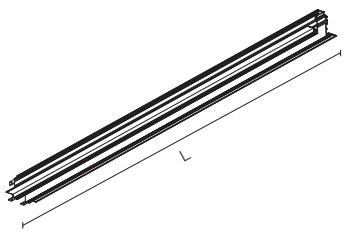

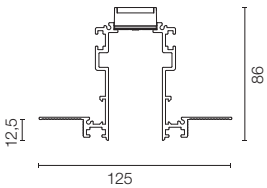

L: 1000 mm
06.1850.14
L: 1500mm
06.1851.14
L: 2000 mm
06.1852.14
L: 3000 mm
06.1853.14

L: 1 m / 1,5 m / 2 m / 3 m

Befestigungssatz feste decke (fakultativ). Set mit 2 stück.

Fixed ceiling kit (optional).
2 unit kit.



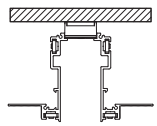

08.8866.14

Befestigungssatz an absenkbare decke (fakultativ). Set mit 2 stück.

Adjustable ceiling kit (optional).
2 unit kit.



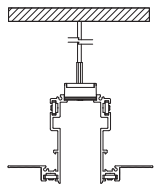

08.8867.14

Profile (mm)	Quantities Ceiling Kit (units)
1000	2
1500	3
2000	3
3000	6

---

1 m lange Aufhängestange mit Rosette mit Mo-Verschraubung.

1-m suspension rod with ceiling rose with m6 thread.

60.3097.11
60.3097.14

Endkappe. Muss separat bestellt werden. Set mit 2 stück.

End caps. To be ordered separately.
2 unit kit.



08.9070.14

THE FAST TRACK – SURFACE PROFILES

Profile

Elektromechanisches Profil für die Oberflächenmontage in Gipskartondecken mit Längen von 1 m bis 3 m. Nicht gültig für hängende Installationen. Strom- und Verbindungskabel müssen separat bestellt werden.
Die Deckel müssen separat bestellt werden. Inklusive Befestigungskit für feste Decke.

Profiles

Electro-mechanical profile for surface installations in plasterboard ceilings, with 1m to 3m lengths. Not suitable for suspended installations. Power and interconnection cables must be ordered separately.
Covers must be ordered separately. Fixed ceiling kit included.

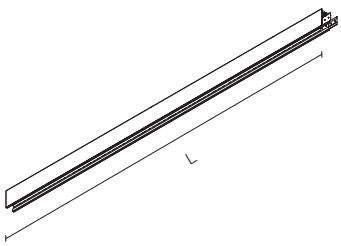

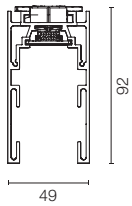

L: 1000 mm
06.1860.40
06.1860.14
L: 1500 mm
06.1861.40
06.1861.14
L: 2000 mm
06.1862.40
06.1862.14
L: 3000 mm
06.1863.40
06.1863.14

L: 1 m / 1,5 m / 2 m / 3 m

Endkappe. Diese müssen separat bestellt werden. Set mit 2 stück.

End caps. Must be ordered separately. 2 unit kit.



08.9071.40
08.9071.14

The Fast Track Recessed / Surface versions

Stopper. Um zu verhindern, dass die Spots in Spuren eindringen, die von einem anderen Treiber betrieben werden, und um zu vermeiden, dass die maximal zulässige Leistung jedes Treibers überschritten wird. Es kann auch verwendet werden, um die Bewegung aus anderen Gründen zu begrenzen.

Stopper. To prevent spots from invading track areas powered by another driver and to prevent exceeding the maximum allowed power of each driver. It can also be used to limit movement for other reasons.



08.9074.14

Stromkontinuitätskabel.

Power continuity cable.



06.0303.00

Verbindungskabel. Elektrischer Anschluss.

Connection cable. Electrical connection.



06.0301.00

RECESSED INSTALLATION

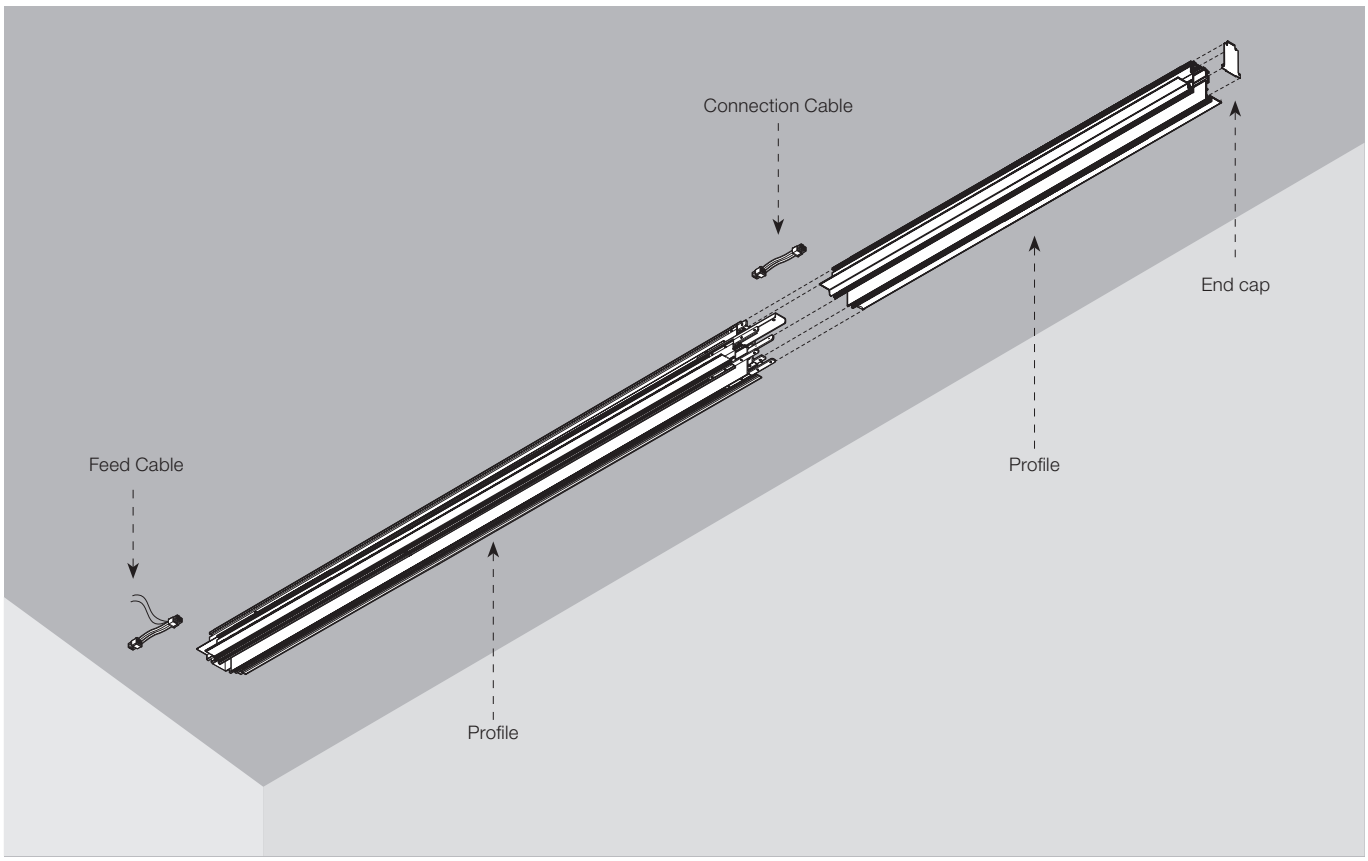

SURFACE INSTALLATION

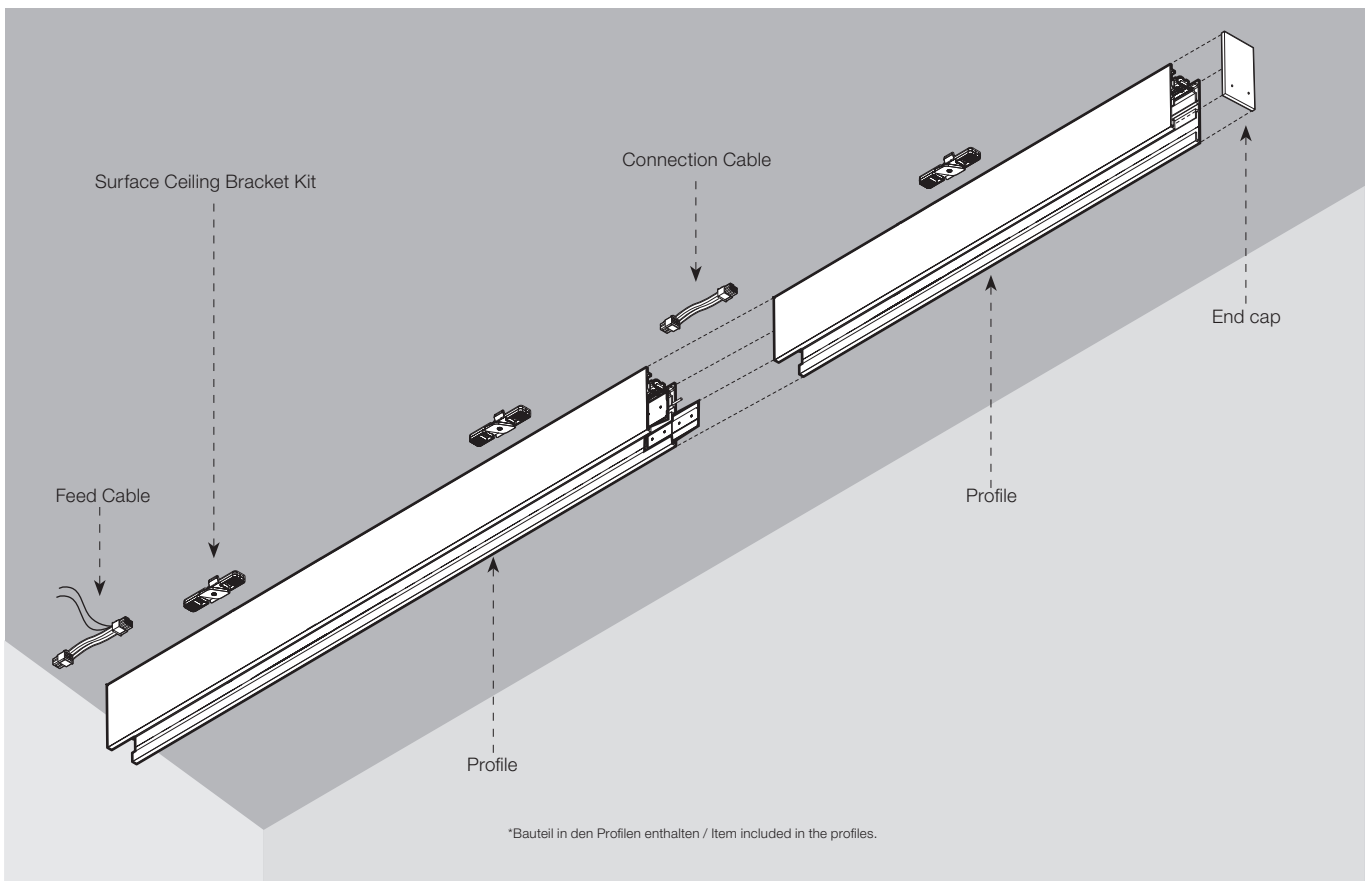

NEW

The Fast Track Spot 100

Light Source: Power LED 13W - 830 lm - 3000K/CRI 90 / 13W - 878 lm - 4000K/CRI 90



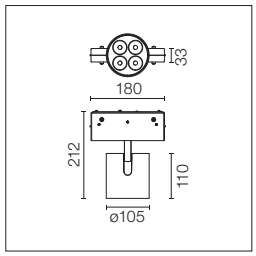

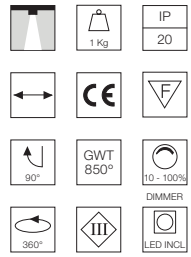

Projektor zur Installation im Profil des The Fast Track-Systems mit LED-Lichtquelle und Superspot-Optik, sehr nützlich für große Höhen, sowie Medium- und Flood-Optik.
Die Kästen der Leuchten werden nur in Schwarz angefertigt.

Spotlight to be installed in the The Fast Track system profile with a LED light source and super spot optic, very useful for great heights, medium and flood.
The boxes of the luminaries are manufactured only in black.

3000K
**Casambi integrated
09.9070.BW
09.9070.14

4° SUPER SPOT

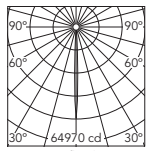

Luminous flux luminaire
630 lm

Beam Angle: 4°

h(m)	E(lx)	D(m)
1	64970	0.07
2	16243	0.14
3	7219	0.21
4	4061	0.28
5	2599	0.35

4000K
**Casambi integrated
09.9075.BW
09.9075.14

4° SUPER SPOT

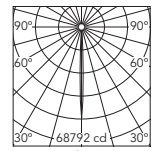

Luminous flux luminaire
667 lm

Beam Angle: 4°

h(m)	E(lx)	D(m)
1	68792	0.07
2	17198	0.14
3	7644	0.21
4	4300	0.28
5	2752	0.35

3000K
**Casambi integrated
09.9071.BW
09.9071.14

15° SPOT

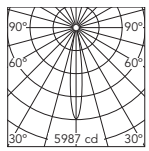

Luminous flux luminaire
567 lm

Beam Angle: 15°

h(m)	E(lx)	D(m)
1	5987	0.26
2	1497	0.52
3	665	0.77
4	374	1.03
5	239	1.29

4000K
**Casambi integrated
09.9076.BW
09.9076.14

15° SPOT

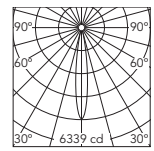

Luminous flux luminaire
600 lm

Beam Angle: 15°

h(m)	E(lx)	D(m)
1	6339	0.26
2	1585	0.52
3	704	0.77
4	396	1.03
5	254	1.29

3000K
**Casambi integrated
09.9072.BW
09.9072.14

27° MEDIUM

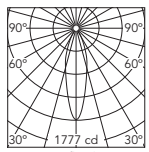

Luminous flux luminaire
693 lm

Beam Angle: 27°

h(m)	E(lx)	D(m)
1	1777	0.48
2	444	0.95
3	197	1.43
4	111	1.91
5	71	2.38

4000K
**Casambi integrated
09.9077.BW
09.9077.14

27° MEDIUM

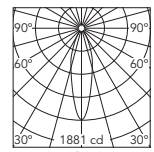

Luminous flux luminaire
733 lm

Beam Angle: 27°

h(m)	E(lx)	D(m)
1	1881	0.48
2	470	0.95
3	209	1.43
4	118	1.91
5	75	2.38

** Die Steuerung bei den Casambi-Leuchten erfolgt direkt und individuell kabellos mittels der App FLOS Control® powered by Casambi / The control system with the Casambi version of light fixtures is directly and individually regulated wirelessly using the application FLOS Control® by Casambi.

The Fast Track Spot 150

Light Source: LED Array 25,5W - 2080 lm - 3000K/CRI 90 / 25,5W - 2262 lm - 4000K/CRI 90



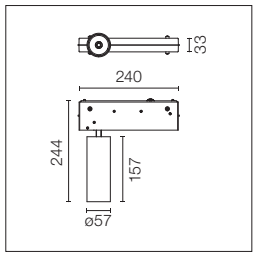

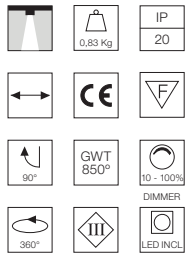

Projektor zur Installation im Profil des The Fast Track-Systems mit LED-Lichtquelle und Glasoptik: Spot, Medium und Flood mit hoher Leistungsfähigkeit.
Die Kästen der Leuchten werden nur in Schwarz angefertigt.

Spotlight to be installed in the The Fast Track system profile with a LED light source and glass optics: high performance spot, medium and flood lights.
The boxes of the luminaries are manufactured only in black.

3000K
**Casambi integrated
09.9083.BW
09.9083.14

16° SPOT

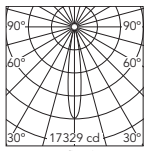

Luminous flux luminaire 1872 lm

Beam Angle: 16°

h(m)	E(lx)	D(m)
1	17329	0.28
2	4332	0.56
3	1925	0.84
4	1083	1.12
5	693	1.40

4000K
**Casambi integrated
09.9086.BW
09.9086.14

16° SPOT

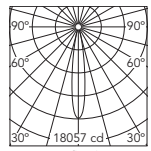

Luminous flux luminaire 1951 lm

Beam Angle: 16°

h(m)	E(lx)	D(m)
1	18057	0.28
2	4514	0.56
3	2006	0.84
4	1129	1.12
5	722	1.40

3000K
**Casambi integrated
09.9084.BW
09.9084.14

28° MEDIUM

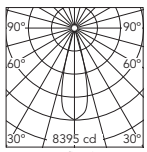

Luminous flux luminaire 1816 lm

Beam Angle: 28°

h(m)	E(lx)	D(m)
1	8395	0.50
2	2099	1.00
3	933	1.50
4	525	2.00
5	336	2.50

4000K
**Casambi integrated
09.9087.BW
09.9087.14

28° MEDIUM

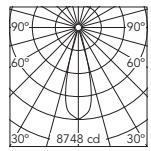

Luminous flux luminaire 1892 lm

Beam Angle: 28°

h(m)	E(lx)	D(m)
1	8748	0.50
2	2187	1.00
3	972	1.50
4	547	2.00
5	350	2.50

3000K
**Casambi integrated
09.9085.BW
09.9085.14

40° FLOOD

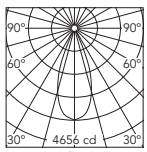

Luminous flux luminaire 1838 lm

Beam Angle: 40°

h(m)	E(lx)	D(m)
1	4656	0.73
2	1164	1.46
3	517	2.18
4	291	2.91
5	186	3.64

4000K
**Casambi integrated
09.9088.BW
09.9088.14

40° FLOOD

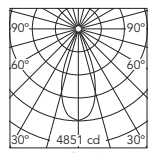

Luminous flux luminaire 1915 lm

Beam Angle: 40°

h(m)	E(lx)	D(m)
1	4851	0.73
2	1213	1.46
3	539	2.18
4	303	2.91
5	194	3.64

Zubehör / Accessories

The Fast Track Spot 150

Querabschirmung, Linsen und Honeycomb können ohne Befestigungszubehör direkt in den Leuchtenkopf eingesetzt werden. Honeycomb + Linse können gleichzeitig verwendet werden.

Screening crosspiece, lenses and honeycomb directly installable on the head of the luminaire without needing any fastening accessory. Installation compatible with honeycomb + lense at the same time.

Querabschirmung.	Screening crosspiece.		08.8429.00
Elliptische linse.	Elliptical lens.		08.8431.00
Floodlinse.	Flood lens.		08.8432.00
Honeycomb.	Honeycomb.		08.8428.00
Konische abschirmung.	Snoot shielding cone.		08.0526.00 08.0526.40

** Die Steuerung bei den Casambi-Leuchten erfolgt direkt und individuell kabellos mittels der App FLOS Control® powered by Casambi / The control system with the Casambi version of light fixtures is directly and individually regulated wirelessly using the application FLOS Control® by Casambi.

NEW

The Fast Track Spot 175

Light Source: LED Array 38,5W - 3348 lm - 3000K/CRI 90 / 38,5W - 3641 lm - 4000K/CRI 90



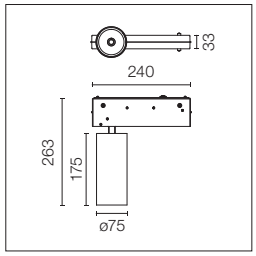

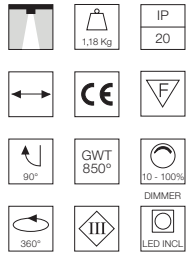

Projektor zur Installation im Profil des The Fast Track-Systems mit LED-Lichtquelle und Glasoptik: Spot, Medium und Flood mit hoher Leistungsfähigkeit.
Die Kästen der Leuchten werden nur in Schwarz angefertigt.

Spotlight to be installed in the The Fast Track system profile with a LED light source and glass optics: high performance spot, medium and flood lights.
The boxes of the luminaries are manufactured only in black.

3000K
**Casambi integrated
09.9093.BW
09.9093.14

12° SPOT

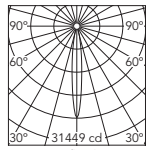

Luminous flux luminaire 3050 lm

Beam Angle:	12°
h(m) E(lx)	D(m)
1 31449	0.22
2 7862	0.43
3 3494	0.65
4 1966	0.87
5 1258	1.08

4000K
**Casambi integrated
09.9096.BW
09.9096.14

12° SPOT

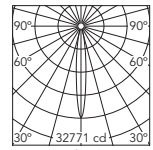

Luminous flux luminaire 3178 lm

Beam Angle:	12°
h(m) E(lx)	D(m)
1 32771	0.22
2 8193	0.43
3 3641	0.65
4 2048	0.87
5 1311	1.08

3000K
**Casambi integrated
09.9094.BW
09.9094.14

25° MEDIUM

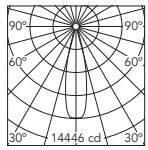

Luminous flux luminaire 3055 lm

Beam Angle:	25°
h(m) E(lx)	D(m)
1 14446	0.45
2 3611	0.90
3 1605	1.34
4 903	1.79
5 578	2.24

4000K
**Casambi integrated
09.9097.BW
09.9097.14

25° MEDIUM

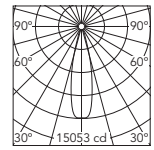

Luminous flux luminaire 3183 lm

Beam Angle:	25°
h(m) E(lx)	D(m)
1 15053	0.45
2 3763	0.90
3 1673	1.34
4 941	1.79
5 602	2.24

3000K
**Casambi integrated
09.9095.BW
09.9095.14

35° FLOOD

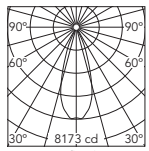

Luminous flux luminaire 2903 lm

Beam Angle:	35°
h(m) E(lx)	D(m)
1 8173	0.64
2 2043	1.28
3 908	1.92
4 511	2.55
5 327	3.19

4000K
**Casambi integrated
09.9098.BW
09.9098.14

35° FLOOD

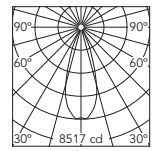

Luminous flux luminaire 3026 lm

Beam Angle:	35°
h(m) E(lx)	D(m)
1 8517	0.64
2 2129	1.28
3 946	1.92
4 532	2.55
5 341	3.19

Treiber / Drivers

LED-Netzteil für Ferninstallation 48V/320W. 100/240 Vac.

LED power supply source for remote installation, 48V/320W. 100/240 Vac.



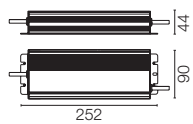

*60.8919

LED-Netzteil für Ferninstallation 48V/185W. 100/240 Vac.

LED power supply source for remote installation, 48V/185W. 100/240 Vac.



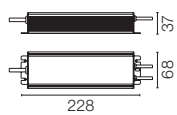

*60.9024

* Bei der Dimensionierung der Anlage ist eine Sicherheitsspanne von 15 % der maximalen Leistung der LED-Stromversorgung einzuhalten / For the sizing of the installation keep a safety margin of 15% of the maximum power of the LED power source.

IN-FINITY

DESIGNED BY FLOS ARCHITECTURAL



RECESSED
TRIM / NO TRIM



35 mm

LIGHT SOURCE
TOP LED
18,5W/m
2665 lm/m
3000K/CRI 80
18,5W/m
2800 lm/m
4000K/CRI 80

SURFACE



70 mm

LIGHT SOURCE
TOP LED
25W/m
2985 lm/m
3000K/CRI 80
25W/m
3135 lm/m
4000K/CRI 80

SUSPENSION
DOWN



100 mm

LIGHT SOURCE
TOP LED
25,5W/m
3110 lm/m
3000K/CRI 80
25,5W/m
3265 lm/m
4000K/CRI 80

SUSPENSION
UP&DOWN



35 mm

LIGHT SOURCE
TOP LED
31,5W/m
1785 lm/m UP
2665 lm/m DOWN
3000K/CRI 80
31,5W/m
1875 lm/m UP
2800 lm/m DOWN
4000K/CRI 80

70 mm

LIGHT SOURCE
TOP LED
38W/m
1785 lm/m UP
2985 lm/m DOWN
3000K/CRI 80
38W/m
1875 lm/m UP
3135 lm/m DOWN
4000K/CRI 80

100 mm

LIGHT SOURCE
TOP LED
38,5W/m
1785 lm/m UP
3110 lm/m DOWN
3000K/CRI 80
38,5W/m
1875 lm/m UP
3265 lm/m DOWN
4000K/CRI 80

30 Weiss
30 White

02 Grau-eloxiert
02 Anodized Grey



14 Schwarz
14 Black



Produktbeschreibung
LED-Beleuchtungssystem für die Unterputz-, Aufputz oder abgehängte Montage, für Arbeitsbereiche und professionelles Ambiente. Die Leuchten sind in 3 verschiedenen Durchmessern erhältlich 35 mm, 70 mm oder 100 mm.
Das System besteht aus geraden Elementen in Größen zwischen 565 mm und 3095 mm, Eckelementen für Winkeln auf derselben Oberfläche oder mit Oberflächenwechsel z. B. Decke-Wand und Zubehörteilen, wie Verschlüsse und Aufhängeset.
Folgende Teile sind bei allen Ausführungen im Lieferumfang der Leuchten enthalten:
- LED-Beleuchtungsmodule samt Treiber in den Ausführungen 3000K und 4000K.
- Aluminiumprofil für die Installation.
- Reflektor.
- Verbindungssystem für den Anschluss der Module.
- Fallschutzseil für die Leuchten, um maximalen Schutz während der Installationsarbeiten zu gewährleisten.
Es stehen zwei verschiedene Diffusoren zur Wahl: opal für die allgemeine Beleuchtung und ein mikroprismatischer Diffusor für besseren Sehkomfort. Auch als separates Zubehör zum Füllen von Lücken in Bauwerken mit Ecken oder länger als 3 m erhältlich.
Das Außenprofil der Unterputzausführung No Trim ist nur in Weiss erhältlich. Alle anderen Ausführungen sind in Weiß, Grau-eloxiert und Schwarz erhältlich.

Einspeisung
Treiber in den Beleuchtungsmodulen für Direktanschluss an das 220-240V Stromnetz oder an andere Module des Systems inbegriffen.

Zubehör
- Endkappe. Ist getrennt zu bestellen.
- Aufhängeset.
- Einspeisungsset.

Zusatzinformationen
In DALI 1-100% Ausführung erhältlich.
Dimmbare 1-10 V-Ausführung auf Anfrage.
Schutzgrad IP20, IP40.
Schutzklasse I.

Qualitätszeichen
Das Gerät entspricht der europäischen technischen Norm EN60598-1 und den entsprechenden Zusatzregelungen.

Description
LED lighting system for recessed, surface or suspended installation, designed for work areas and the illumination of professional spaces. Luminaires are available in three different sections of 35 mm, 70 mm or 100 mm.
The system is composed of straight elements, with a range of measurements, from 565 up to 3095 mm, corner elements for angles on the same surface, or with wall-ceiling surface change, accessories such as end covers, and a suspension kit.
In all versions the luminaires come with:
- LED lighting modules, including drivers, in 3000K or 4000K versions.
- Aluminum installation channel.
- Reflector.
- Junction system for the connection of the system's modular element.
- Safety cable to protect against the lamp's accidental falling, to provide for maximum safety during installation.
Two different diffusers are available: opal, for general, diffuse lighting; or a micro-prismatic for a for better visual comfort. Also available as separate accessories to fill gaps in structures with corners or longer than 3 meters.
The external profile of the Recessed No Trim version is only available in white finish. All other versions are available in these finishes: white, anodized grey and black.

Power Supply
Drivers included in lighting modules for 220-240V connections to mains or to other lighting modules.

Accessories
- End caps. Must be ordered separately.
- Suspension kit.
- Feed unit kit.

Additional Information
Also available in DALI 1-100% version.
Dimmable 1-10V version under request.
IP20, IP40 protection degree.
Insulation Class I.

Standard Compliance and Quality Marks
EN60598-1 European Technical Standards and any subsequent additions.

Profile

Beleuchtungselemente mit geradem und eckigen Profilen in verschiedenen Längen, die entsprechend den Oberflächen jedes Projekts miteinander verbunden oder mit den Verschlüssen an jedem Ende als Einzelleuchten verwendet werden können.
Alle Elemente des Systems werden zur Gänze durch integrierte LED-Module beleuchtet. Ebenfalls im Lieferumfang enthalten sind der zur gewählten Ausführung passende Treiber, der Installationskanal und der Reflektor.
Individuell angepasste X- oder T-Elemente auf Anfrage erhältlich.

Profiles

Straight elements of different lengths and corner elements, to be composed according to the specific need of each project or to be completed by a pair of end caps and used as a single lamp.
All system elements are completely illuminated by an included LED module, the required driver, installation channel, and the diffuser for the version selected. Custom X or T elements available under request.

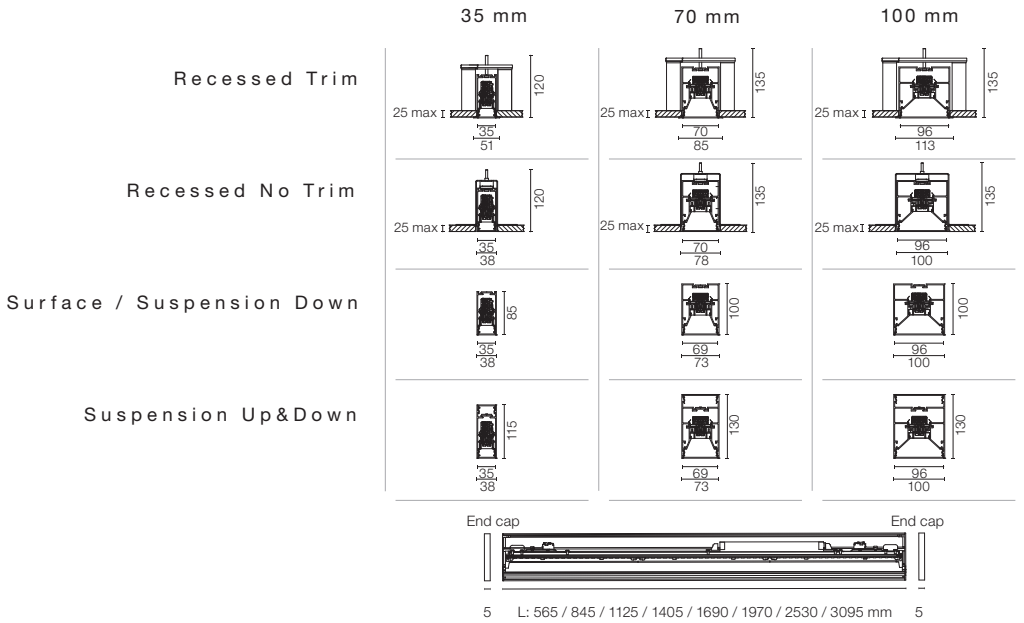

Einflächige Ecke / Flat Corner

Eckleuchte für Winkeln auf derselben Oberfläche, samt zur gewählten Ausführung passendem Treiber, Installationskanal und Reflektor.

Corner element lamps for angles on the same surface, complete with a driver, installation channel and the diffuser for the version selected.





Zweiflächige Ecke / Dihedral Corner

Eckleuchte für Ecken mit Oberflächenwechsel (beispielsweise Decke zu Wand) samt zur gewählten Ausführung passendem Treiber, Installationskanal und Reflektor. Für die Version Abhängung nicht verfügbar.

Corner element lamps for angles with surface changes (example: angle ceiling / wall), complete with a driver, installation channel and the diffuser for the version selected. For suspended versions not available.



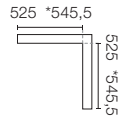

*35 mm section

Notfall / Emergency

Notfallmodul in allen Versionen verfügbar, mit Ausnahme der Up&Down-Version. Bei Normaleinsatz entspricht der Verbrauch dem der Standardanlage In-Finity. Im Notlichteinsatz gibt sie für eine Dauer von 3 Stunden 10 % des normalen Lichtsflusses ab.

Emergency module available for all versions except for the Up&Down version. In normal use, it uses the same power consumption as the standard In-FInity. In emergency use, it emits 10% of normal use during 3 hours.



L: 1405 mm

***Opaler Diffusor / Opal Diffuser**

Diffuse, gleichmäßige und blendfreie Raumbeleuchtung.
Auch als separates Zubehör zum Füllen von Lücken in Bauwerken mit Ecken oder länger als 3 m erhältlich.

Diffuse, glare free and uniform lighting throughout the room.
Also available as separate accessory to fill gaps in structures with corners or longer than 3 meters.



***Mikroprismatischer Diffusor / Micro-Prismatic Diffuser**

Hochwirksamer Diffusor, der durch seine einzigartige, mehrlagige mikro-prismatische Struktur für eine blendfreie Beleuchtung im UGR<19 Winkel sorgt.
Auch als separates Zubehör zum Füllen von Lücken in Bauwerken mit Ecken oder länger als 3 m erhältlich.

Highly efficient multilayer diffuser that, thanks to its unique micro-prismatic texture, provides a glare free UGR<19 light beam.
Also available as separate accessory to fill gaps in structures with corners or longer than 3 meters.



IN-FINITY

WIE SIE ZU IHREM CODE KOMMEN / HOW TO GET YOUR CODE

Für einen schnelleren Einblick und eine Gesamtübersicht über das Sortiment wurde die Nummerierungs-struktur der Teile der Leuchtenfamilie In-Finity so aufgebaut, dass sie nach ihrer Zusammensetzung den spezifischen Anforderungen jeder Installation entspricht. Sie müssen nur aus der nachstehenden Tabelle für jedes Feld die Zahl oder den Buchstaben auswählen, die/der Ihrer benötigten In-Finity Version entspricht, daraus ergibt sich der Endcode.

For a quicker understanding and easier overview of the range, the part number structure for the In-Finity family has been created to be composed to match the requests of each specific installation.
According to the following table, for each field, just choose the number or letter corresponding to the In-Finity version you need, and you'll have the final code.



Sektion / Section

35 mm	35
70 mm	70
100 mm	10

***Installation / Installation**

Recessed Trim	T
Recessed No Trim	N
Surface	S
Suspension Down	D
Suspension Up&Down	U

Elemente / Elements

Geradlinig / Straight 565 mm	05
Geradlinig / Straight 845 mm	08
Geradlinig / Straight 1125 mm	11
Geradlinig / Straight 1405 mm	14
Geradlinig / Straight 1690 mm	16
Geradlinig / Straight 1970 mm	19
Geradlinig / Straight 2530 mm	25
Geradlinig / Straight 3095 mm	30
Einflächige Ecke / Flat Corner	FC
Zweiflächige Ecke / Dihedral Corner	DC
Notfall / Emergency (1405 mm)	EM

Farbtemperatur / Color Tª (°K)

3000K	3
4000K	4

****Optik / Optic**

General Lighting (Opal)	G
Micro-Prismatic Diffuser	U

Ausführungen / Colours

		35 - 70 - 100
Weiss / White	30B	30
Grau-eloxiert / Anodized Grey	02B	02
Schwarz / Black	14B	14

Version / Version

	35 - 70 - 100
Standard (Non Dimmable)	
Dali	DA

* Die Ausführung Recessed No Trim ist nur in Weiss (30) erhältlich. / No Trim Recessed version is only available in white finish (30).
Die Suspension Versionen sind nur mit Flachwinkel erhältlich. / In Suspension versions only available flat corner.
Das gerade Profil mit 565 mm für das Modell Suspension Up&Down ist nicht verfügbar. / Suspension Up&Down version is not available in 565 mm linear profile.

**Auch als separates Zubehör zum Füllen von Lücken in Bauwerken mit Ecken oder länger als 3 m erhältlich / Also available as separate accessories to fill gaps in structures with corners or longer than 3 m.

In-Finity Surface 35 mm

Light Source: Top LED 18,5W/m - 2665 lm/m - 3000K/CRI 80 / 18,5W/m - 2800 lm/m - 4000K/CRI 80



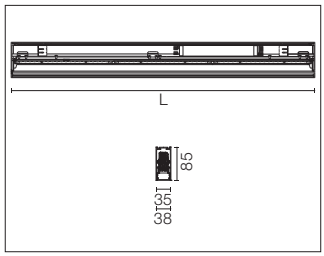

IP 40 · GWT 850° · 1 - 100% DALI · LED INCL

LED-Beleuchtungssystem in Modulbauweise für Aufputzmontage, bestehend aus LED-Modulen, Aluminiumprofil und Diffusor. Die Treiber für direkten Netzanschluss 220-240V oder für den Anschluss an andere Module des Systems sind in den Leuchtmodulen inbegriffen.

LED modular system for surface installation, including LED luminaires, aluminum installation profile, and diffusers. Drivers included in lighting modules for 220-240V connection to mains or to other lighting modules.

110° OPAL

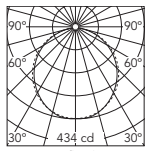

Luminous flux luminaire
1242 lm

Beam Angle: 110°

h(m)	E(lx)	D(m)
1	434	2.84
2	108	5.68
3	48	8.52
4	27	11.36
5	17	14.19

76° MICRO-PRISMATIC

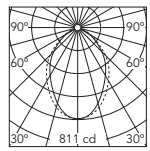

Luminous flux luminaire
1497 lm

Beam Angle: 76°

h(m)	E(lx)	D(m)
1	811	1.55
2	203	3.11
3	90	4.66
4	51	6.22
5	32	7.77

In-Finity Surface 70 mm

Light Source: Top LED 25W/m - 2985 lm/m - 3000K/CRI 80 / 25W/m - 3135 lm/m - 4000K/CRI 80



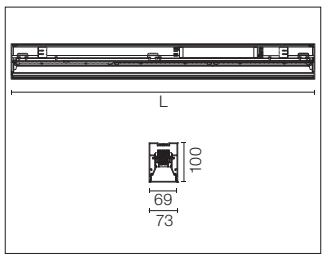

IP 40 · GWT 850° · 1 - 100% DALI · LED INCL

LED-Beleuchtungssystem in Modulbauweise für Aufputzmontage, bestehend aus LED-Modulen, Aluminiumprofil und Diffusor. Die Treiber für direkten Netzanschluss 220-240V oder für den Anschluss an andere Module des Systems sind in den Leuchtmodulen inbegriffen.

LED modular system for surface installation, including LED luminaires, aluminum installation profile, and diffusers. Drivers included in lighting modules for 220-240V connection to mains or to other lighting modules.

103° OPAL

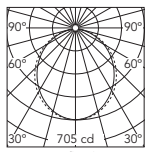

Luminous flux luminaire
1880 lm

Beam Angle: 103°

h(m)	E(lx)	D(m)
1	705	2.51
2	176	5.03
3	78	7.54
4	44	10.05
5	28	12.57

72° MICRO-PRISMATIC

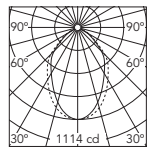

Luminous flux luminaire
1915 lm

Beam Angle: 72°

h(m)	E(lx)	D(m)
1	1114	1.46
2	278	2.92
3	124	4.38
4	70	5.84
5	45	7.30

In-Finity Surface 100 mm

Light Source: Top LED 25,5W/m - 3110 lm/m - 3000K/CRI 80 / 25,5W/m - 3265 lm/m - 4000K/CRI 80



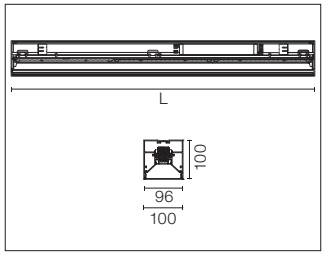

IP 40 · GWT 850° · 1 - 100% DALI · LED INCL

LED-Beleuchtungssystem in Modulbauweise für Aufputzmontage, bestehend aus LED-Modulen, Aluminiumprofil und Diffusor. Die Treiber für direkten Netzanschluss 220-240V oder für den Anschluss an andere Module des Systems sind in den Leuchtmodulen inbegriffen.

LED modular system for surface installation, including LED luminaires, aluminum installation profile, and diffusers. Drivers included in lighting modules for 220-240V connection to mains or to other lighting modules.

103° OPAL

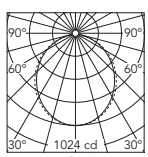

Luminous flux luminaire
2711 lm

Beam Angle: 103°

h(m)	E(lx)	D(m)
1	1024	2.54
2	256	5.07
3	114	7.61
4	64	10.14
5	41	12.68

73° MICRO-PRISMATIC

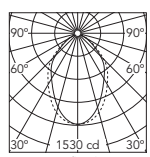

Luminous flux luminaire
2585 lm

Beam Angle: 73°

h(m)	E(lx)	D(m)
1	1530	1.47
2	383	2.95
3	170	4.42
4	96	5.90
5	61	7.37

In-Finity Recessed Trim 35 mm

Light Source: Top LED 18,5W/m - 2665 lm/m - 3000K/CRI 80 / 18,5W/m - 2800 lm/m - 4000K/CRI 80



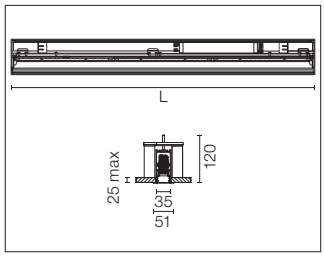

IP 40 · GWT 850° · 03 · 1 - 100% DALI · IECEE CB SCHEME · LED INCL

LED-Beleuchtungssystem in Modulbauweise für Unterputzmontage Trim/No trim, bestehend aus LED-Modulen, Aluminiumprofil und Diffusor. Die Treiber für direkten Netzanschluss 220-240V oder für den Anschluss an andere Module des Systems sind in den Leuchtmodulen inbegriffen.

LED modular system for recessed trim/no trim installation, including LED luminaires, aluminum installation profile and diffusers. Drivers included in lighting modules for 220-240V connection to mains or to other lighting modules.

In-Finity Recessed No Trim 35 mm



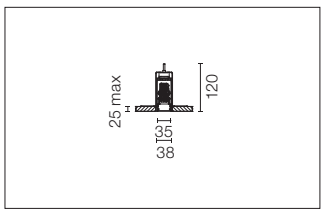

110° OPAL

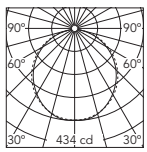

Luminous flux luminaire 1242 lm

Beam Angle: 110°

h(m)	E(lx)	D(m)
1	434	2.84
2	108	5.68
3	48	8.52
4	27	11.36
5	17	14.19

76° MICRO-PRISMATIC

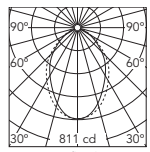

Luminous flux luminaire 1497 lm

Beam Angle: 76°

h(m)	E(lx)	D(m)
1	811	1.55
2	203	3.11
3	90	4.66
4	51	6.22
5	32	7.77

In-Finity Recessed Trim 70 mm

Light Source: Top LED 25W/m - 2985 lm/m - 3000K/CRI 80 / 25W/m - 3135 lm/m - 4000K/CRI 80



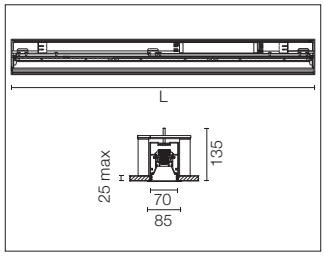

IP 40 · GWT 850° · 03 · 1 - 100% DALI · IECEE CB SCHEME · LED INCL

LED-Beleuchtungssystem in Modulbauweise für Unterputzmontage Trim/No trim, bestehend aus LED-Modulen, Aluminiumprofil und Diffusor. Die Treiber für direkten Netzanschluss 220-240V oder für den Anschluss an andere Module des Systems sind in den Leuchtmodulen inbegriffen.

LED modular system for recessed trim/no trim installation, including LED luminaires, aluminum installation profile and diffusers. Drivers included in lighting modules for 220-240V connection to mains or to other lighting modules.

In-Finity Recessed No Trim 70 mm

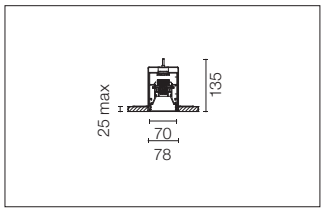

103° OPAL

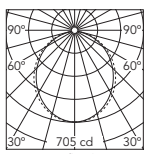

Luminous flux luminaire 1880 lm

Beam Angle: 103°

h(m)	E(lx)	D(m)
1	705	2.51
2	176	5.03
3	78	7.54
4	44	10.05
5	28	12.57

72° MICRO-PRISMATIC

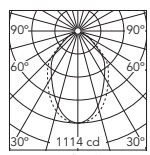

Luminous flux luminaire 1915 lm

Beam Angle: 72°

h(m)	E(lx)	D(m)
1	1114	1.46
2	278	2.92
3	124	4.38
4	70	5.84
5	45	7.30

In-Finity Recessed Trim 100 mm

Light Source: Top LED 25,5W/m - 3110 lm/m - 3000K/CRI 80 / 25,5W/m - 3265 lm/m - 4000K/CRI 80



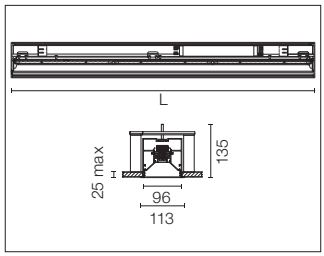

IP 40

GWT 850°

1 - 100% DALI

LED INCL

LED-Beleuchtungssystem in Modulbauweise für Unterputzmontage Trim/No trim, bestehend aus LED-Modulen, Aluminiumprofil und Diffusor. Die Treiber für direkten Netzanschluss 220-240V oder für den Anschluss an andere Module des Systems sind in den Leuchtmodulen inbegriffen.

LED modular system for recessed trim/no trim installation, including LED luminaires, aluminum installation profile and diffusers. Drivers included in lighting modules for 220-240V connection to mains or to other lighting modules.

In-Finity Recessed No Trim 100 mm



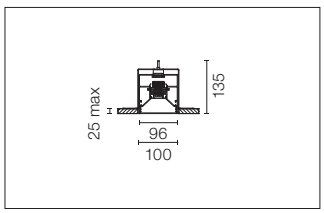

103° OPAL

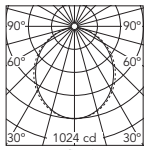

Luminous flux luminaire 2711 lm

Beam Angle: 103°

h(m)	E(lx)	D(m)
1	1024	2.54
2	256	5.07
3	114	7.61
4	64	10.14
5	41	12.68

73° MICRO-PRISMATIC

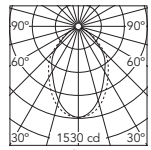

Luminous flux luminaire 2585 lm

Beam Angle: 73°

h(m)	E(lx)	D(m)
1	1530	1.47
2	383	2.95
3	170	4.42
4	96	5.90
5	61	7.37

In-Finity Suspension Down 35 mm

Light Source: Top LED 18,5W/m - 2665 lm/m - 3000K/CRI 80 / 18,5W/m - 2800 lm/m - 4000K/CRI 80



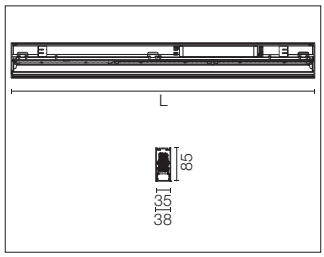

IP 20

GWT 850°

1 - 100% DALI

LED INCL

LED-Beleuchtungssystem in Modulbauweise für abgehängte Montage bestehend aus LED-Modulen, Aluminiumprofil und Diffusor. Die Treiber für direkten Netzanschluss 220-240V oder für den Anschluss an andere Module des Systems sind in den Leuchtmodulen inbegriffen. Befestigungsset nicht enthalten.

LED modular system for suspended installation, including LED luminaires, aluminum installation profile, and diffusers. Drivers included in lighting modules for 220-240V connection to mains or to other lighting modules. Suspension kit not included.

110° OPAL

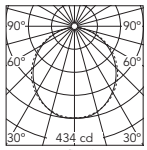

Luminous flux luminaire 1242 lm

Beam Angle: 110°

h(m)	E(lx)	D(m)
1	434	2.84
2	108	5.68
3	48	8.52
4	27	11.36
5	17	14.19

76° MICRO-PRISMATIC

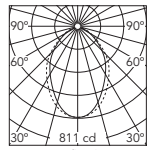

Luminous flux luminaire 1497 lm

Beam Angle: 76°

h(m)	E(lx)	D(m)
1	811	1.55
2	203	3.11
3	90	4.66
4	51	6.22
5	32	7.77

In-Finity Suspension Down 70 mm

Light Source: Top LED 25W/m - 2985 lm/m - 3000K/CRI 80 / 25W/m - 3135 lm/m - 4000K/CRI 80



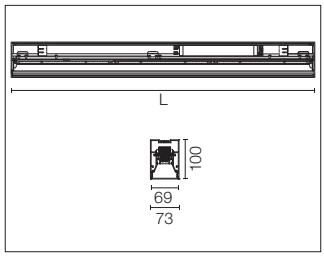



LED-Beleuchtungssystem in Modulbauweise für abgehängte Montage bestehend aus LED-Modulen, Aluminiumprofil und Diffusor. Die Treiber für direkten Netzanschluss 220-240V oder für den Anschluss an andere Module des Systems sind in den Leuchtmodulen inbegriffen. Befestigungsset nicht enthalten.

LED modular system for suspended installation, including LED luminaires, aluminum installation profile, and diffusers. Drivers included in lighting modules for 220-240V connection to mains or to other lighting modules. Suspension kit not included.

103°
OPAL

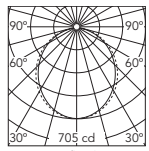

Luminous flux luminaire
1880 lm

Beam Angle: 103°

h(m)	E(lx)	D(m)
1	705	2.51
2	176	5.03
3	78	7.54
4	44	10.05
5	28	12.57

72°
MICRO-
PRISMATIC

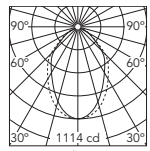

Luminous flux luminaire
1915 lm

Beam Angle: 72°

h(m)	E(lx)	D(m)
1	1114	1.46
2	278	2.92
3	124	4.38
4	70	5.84
5	45	7.30

In-Finity Suspension Down 100 mm

Light Source: Top LED 25,5W/m - 3110 lm/m - 3000K/CRI 80 / 25,5W/m - 3265 lm/m - 4000K/CRI 80



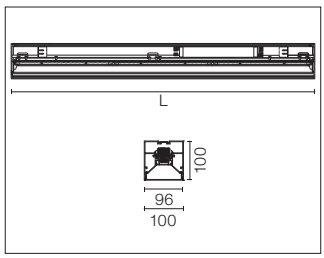



LED-Beleuchtungssystem in Modulbauweise für abgehängte Montage bestehend aus LED-Modulen, Aluminiumprofil und Diffusor. Die Treiber für direkten Netzanschluss 220-240V oder für den Anschluss an andere Module des Systems sind in den Leuchtmodulen inbegriffen. Befestigungsset nicht enthalten.

LED modular system for suspended installation, including LED luminaires, aluminum installation profile, and diffusers. Drivers included in lighting modules for 220-240V connection to mains or to other lighting modules. Suspension kit not included.

103°
OPAL

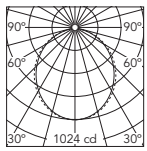

Luminous flux luminaire
2711 lm

Beam Angle: 103°

h(m)	E(lx)	D(m)
1	1024	2.54
2	256	5.07
3	114	7.61
4	64	10.14
5	41	12.68

73°
MICRO-
PRISMATIC

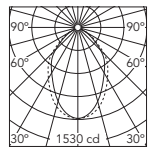

Luminous flux luminaire
2585 lm

Beam Angle: 73°

h(m)	E(lx)	D(m)
1	1530	1.47
2	383	2.95
3	170	4.42
4	96	5.90
5	61	7.37

In-Finity Suspension Up&Down 35 mm

Light Source: Top LED 31,5W/m - 1785 lm/m UP - 2665 lm/m DOWN - 3000K/CRI 80 / 31,5W/m - 1875 lm/m UP - 2800 lm/m DOWN - 4000K/CRI 80



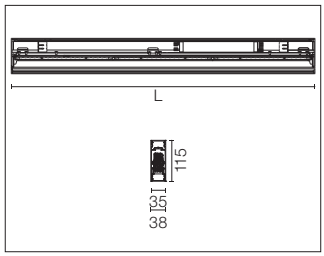

IP 20 · GWT 850° · 1 - 100% DALI · LED INCL

LED-Beleuchtungssystem in Modulbauweise für abgehängte Montage bestehend aus LED-Modulen, Aluminiumprofil und Diffusor. Die Treiber für direkten Netzanschluss 220-240V oder für den Anschluss an andere Module des Systems sind in den Leuchtmodulen inbegriffen. Befestigungsset enthalten.

LED modular system for suspended installation, including LED luminaires, aluminum installation profile, and diffusers. Drivers included in lighting modules for 220-240V connection to mains or to other lighting modules. Suspension kit included.

110° OPAL

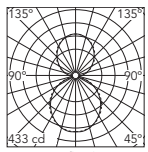

Luminous flux luminaire 2161 lm

Beam Angle DIR: 110°

h(m)	E(lx)	D(m)
1	433	2.84
2	108	5.68
3	48	8.52
4	27	11.36
5	17	14.19

76° MICRO-PRISMATIC

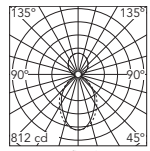

Luminous flux luminaire 2425 lm

Beam Angle DIR: 76°

h(m)	E(lx)	D(m)
1	812	1.55
2	203	3.11
3	90	4.66
4	51	6.22
5	32	7.77

In-Finity Suspension Up&Down 70 mm

Light Source: Top LED 38W/m - 1785 lm/m UP - 2985 lm/m DOWN - 3000K/CRI 80 / 38W/m - 1875 lm/m UP - 3135 lm/m DOWN - 4000K/CRI 80



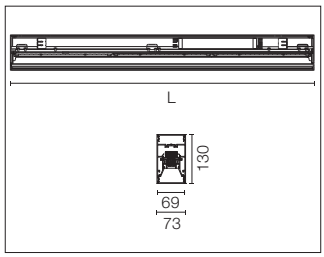

IP 20 · GWT 850° · 1 - 100% DALI · LED INCL

LED-Beleuchtungssystem in Modulbauweise für abgehängte Montage bestehend aus LED-Modulen, Aluminiumprofil und Diffusor. Die Treiber für direkten Netzanschluss 220-240V oder für den Anschluss an andere Module des Systems sind in den Leuchtmodulen inbegriffen. Befestigungsset enthalten.

LED modular system for suspended installation, including LED luminaires, aluminum installation profile, and diffusers. Drivers included in lighting modules for 220-240V connection to mains or to other lighting modules. Suspension kit included.

103° OPAL

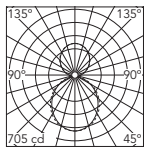

Luminous flux luminaire 3062 lm

Beam Angle DIR: 103°

h(m)	E(lx)	D(m)
1	705	2.51
2	176	5.03
3	78	7.54
4	44	10.05
5	28	12.57

72° MICRO-PRISMATIC

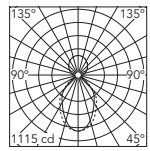

Luminous flux luminaire 3108 lm

Beam Angle DIR: 72°

h(m)	E(lx)	D(m)
1	1115	1.46
2	279	2.92
3	124	4.38
4	70	5.84
5	45	7.30

In-Finity Suspension Up&Down 100 mm

Light Source: Top LED 38,5W/m - 1785 lm/m UP - 3110 lm/m DOWN - 3000K/CRI 80 / 38,5W/m - 1875 lm/m UP - 3265 lm/m DOWN - 4000K/CRI 80



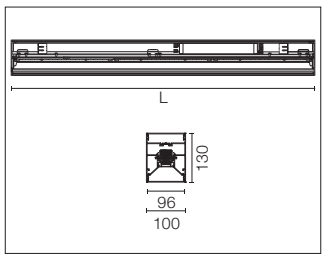

IP 20 · GWT 850° · 1 - 100% DALI · LED INCL

LED-Beleuchtungssystem in Modulbauweise für abgehängte Montage bestehend aus LED-Modulen, Aluminiumprofil und Diffusor. Die Treiber für direkten Netzanschluss 220-240V oder für den Anschluss an andere Module des Systems sind in den Leuchtmodulen inbegriffen. Befestigungsset enthalten.

LED modular system for suspended installation, including LED luminaires, aluminum installation profile, and diffusers. Drivers included in lighting modules for 220-240V connection to mains or to other lighting modules. Suspension kit included.

103° OPAL

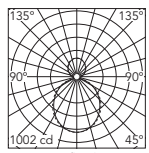

Luminous flux luminaire 3652 lm

Beam Angle DIR: 103°

h(m)	E(lx)	D(m)
1	1002	2.54
2	250	5.07
3	111	7.61
4	63	10.14
5	40	12.68

73° MICRO-PRISMATIC

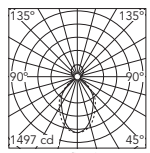

Luminous flux luminaire 3530 lm

Beam Angle DIR: 73°

h(m)	E(lx)	D(m)
1	1497	1.47
2	374	2.95
3	166	4.42
4	94	5.90
5	60	7.37

Zubehör / Accessories

Metallverschluss für die verschiedenen Profile.
2 Stück pro Set.

Flos Architectural für eine Konfiguration ohne end caps kontaktieren.

*Die Ausführung Recessed No Trim ist nur in Weiss (40) erhältlich.

Metal end cap for the different profiles.
2 unit kit.

Contact Flos Architectural team for a configuration without end caps.

*No Trim Recessed version is only available in white finish (40).



Recessed Trim

35 mm
- 08.9051.40
- 08.9051.02
- 08.9051.NS

70 mm
- 08.9053.40
- 08.9053.02
- 08.9053.NS

100 mm
- 08.9055.40
- 08.9055.02
- 08.9055.NS

Recessed No Trim*/ Surface / Suspension Down

35 mm
- 08.9050.40
- 08.9050.02
- 08.9050.NS

70 mm
- 08.9052.40
- 08.9052.02
- 08.9052.NS

100 mm
- 08.9054.40
- 08.9054.02
- 08.9054.NS

Suspension Up&Down

35 mm
- 08.9056.40
- 08.9056.02
- 08.9056.NS

70 mm
- 08.9057.40
- 08.9057.02
- 08.9057.NS

100 mm
- 08.9058.40
- 08.9058.02
- 08.9058.NS

Einzelstück Hängeset (L = 4 m). Maximale Entfernung zwischen den Befestigungskabeln: 2 m.

One unit suspension kit (L = 4 m). Maximum distance between the suspension cables: 2 m.



08.0030

Anschlussrosette für den hängenden Einbau von In-Finity. Die Standardausführung wird mit dreipoligem Kabel für einfache Schaltung geliefert. Die Ausführung Dalí wird mit fünfpoligem Kabel geliefert, das für unabhängige Doppelschaltung der indirekten und direkten Beleuchtung in der Standardversion Up&Down eingesetzt werden kann. Mit 4 m langem Abhängekabel.

Power supply rose for the hanging installation of the In-finity. The standard version comes with a three-pole cable for basic switching. The Dali version comes with a five-pole cable that can be used for double switching, independent from the direct and indirect lighting in the standard Up&Down version. Includes a 4 m suspension cable.



08.0031.00
Dali Version
08.0031.00.DA

---

500 mm opaler diffusor. Diffuse, gleichmäßige und blendfreie Raumbeleuchtung.
Zubehör zum Ausfüllen von Lücken in Gebäuden mit Ecken oder Längen von mehr als 3 m.

500 mm opal diffuser. Diffuse, glare free and uniform lighting throughout the room.
Accessory to fill gaps in structures with corners or longer than 3 meters.



In-Finity 35
08.0109.00
In-Finity 70
08.0110.00
In-Finity 100
08.0111.00

---

500 mm mikroprismatischer diffusor.
Hochwirksamer Diffusor, der durch seine einzigartige, mehrlagige mikro-prismatische Struktur für eine blendfreie Beleuchtung im UGR<19 Winkel sorgt.
Zubehör zum Ausfüllen von Lücken in Gebäuden mit Ecken oder Längen von mehr als 3 m.

500 mm micro-prismatic diffuser. Highly efficient multilayer diffuser that, thanks to its unique micro-prismatic texture, provides a glare free UGR<19 light beam.
Accessory to fill gaps in structures with corners or longer than 3 meters.



In-Finity 35
08.0112.00
In-Finity 70
08.0113.00
In-Finity 100
08.0114.00

LED SQUAD / LED SQUAD MINI

DESIGNED BY FLOS ARCHITECTURAL



LED SQUAD MINI



LIGHT SOURCE
POWER LED
17W/m
24V
1900 lm/m
3000K/CRI 90

LED SQUAD



LIGHT SOURCE
TOP LED
25W/m
24V
2500 lm/m
3000K/CRI 90

LED SQUAD 1 SPOT



LIGHT SOURCE
POWER LED
4W
24V
220 lm
3000K/CRI 80

LED SQUAD 2 SPOTS



LIGHT SOURCE
POWER LED
6W
24V
2x220 lm
3000K/CRI 80

LED Squad Mini

29 Eloxiertes Aluminium
29 Anodized Aluminium



LED Squad

29 Eloxiertes Aluminium
29 Anodized Aluminium



AN Eloxiertes Schwarz
AN Anodized Black



LED Squad Spot

30 Weiss
30 White



02 Grau
02 Grey



14 Schwarz
14 Black



Produktbeschreibung
Lichtquelle mit LED-Lampe für die Oberflächeninstallation, bestehend aus einem Profil aus stranggepresstem Aluminium mit integrierten linearen LED-Modulen. Verfügt über einen Opaldiffusor für eine optimale Lichtstreuung sowie über Schnellanschlüsse, um Module unterschiedlicher Länge miteinander verbinden zu können. Die Version Spot besteht aus einem Aluminium-Optikkörper, in den eine Hochleistungs-LED integriert wird. Die optische Steuerung erfolgt über Linsen mit drei Öffnungswinkeln.

Betriebsgerät
Das System benötigt eine 24-V-Stromversorgung, die durch Netzgeräte mit 20W und 60W gesichert wird.
Maximale Länge von LED-Modulen, die über ein Netzgerät gespeist werden:
- LED Squad: 2 m (60W).
- LED Squad Mini: 3x1,118 m (60W).
Maximale Anzahl untereinander verbundener Spots mit einem Netzgerät: 6 Spots.

Zusatzinformationen
Maximale Leistung mit einem 60-W-Netzgerät.
Schutzgrad IP20.
Schutzklasse III.

Qualitätszeichen
Das Gerät entspricht der europäischen technischen Norm EN60598-1 und den entsprechenden Zusatzregelungen.

Description
Luminaire to be installed on surface with LED light source. Made out of aluminium extrusion profile in which linear LED modules are incorporated. It has an opal diffuser to obtain perfect light diffusion and quick connectors to be able to make joints between different length modules.
The Spot version is made up of an aluminium optical body which includes a high performance power LED. Optical control is made using lenses, with three opening angles.

Power Supply
The system is powered at 24V, and has 20W and 60W power supplies.
Maximum length of LED modules powered from a power supply:
- LED Squad: 2 m (60W).
- LED Squad Mini: 3x1,118 m (60W).
Maximum number of spots connected together with a power supply: 6 spots.

Additional Information
Maximum power with a 60W power supply.
IP20 protection grade.
Insulation class III.

Standard Compliance and Quality Marks
EN60598-1 European Technical Standards and any subsequent additions.

Led Squad

Led Squad Spot

LED Squad Mini

Light Source: Top LED 17 W/m - 24V - 1900 lm/m - 3000K/CRI 90



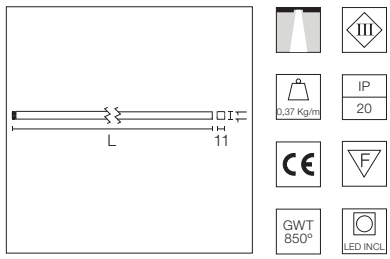

Leuchte zum Aufstellen mit LED-Lichtquelle. Bestehend aus einem stranggepressten Aluminiumprofil, in das lineare LED-Module eingebaut sind. Unsichtbare Punkte bei Dauerlicht. Es verfügt über einen Schnellanschluss, mit dem Module unterschiedlicher Länge ohne Verkabelung verbunden werden können. Es verfügt über ein magnetisches Befestigungssystem an Metalloberflächen oder Bügeln zum Anschrauben an herkömmliche Oberflächen.

Installationskabel und Treiber nicht enthalten. Muss separat bestellt werden.
Nicht mit Spots kompatibel.
Non dimmable.

Luminary for surface installation with LED light source. Composed of an extruded aluminum profile to which LED linear modules are incorporated. Invisible dots with continuous light. It has a fast connector in order to join modules of different lengths without wiring. It has a magnetic fixing system on metal surfaces or brackets to screw on conventional surfaces.

Installation cables and driver not included. To be ordered separately.
Not compatible with spots.
Non dimmable.

L: 100 mm
1,5W - 190 lm
03.4060.29
10 Units Kit
03.4060.29.1Y



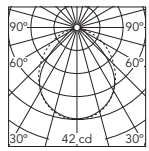

Luminous flux luminaire
95 lm

Beam Angle:		88°
h(m)	E(lx)	D(m)
1	42	1.94
2	11	3.88
3	5	5.82
4	3	7.76
5	2	9.70

L: 193 mm
2,9W - 367 lm
03.4061.29
10 Units Kit
03.4061.29.1Y



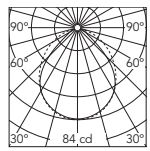

Luminous flux luminaire
189 lm

Beam Angle:		88°
h(m)	E(lx)	D(m)
1	84	1.94
2	21	3.88
3	9	5.82
4	5	7.76
5	3	9.70

L: 285 mm
4,4W - 542 lm
03.4062.29
10 Units Kit
03.4062.29.1Y



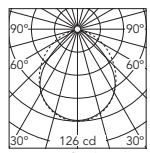

Luminous flux luminaire
284 lm

Beam Angle:		88°
h(m)	E(lx)	D(m)
1	126	1.94
2	32	3.88
3	14	5.82
4	8	7.76
5	5	9.70

L: 563 mm
8,8W - 1070 lm
03.4063.29
10 Units Kit
03.4063.29.1Y



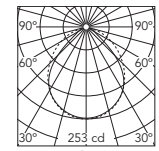

Luminous flux luminaire
568 lm

Beam Angle:		88°
h(m)	E(lx)	D(m)
1	253	1.94
2	63	3.88
3	28	5.82
4	16	7.76
5	10	9.70

L: 841 mm
13,2W - 1598 lm
03.4064.29
10 Units Kit
03.4064.29.1Y



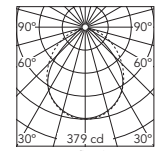

Luminous flux luminaire
852 lm

Beam Angle:		88°
h(m)	E(lx)	D(m)
1	379	1.94
2	95	3.88
3	42	5.82
4	24	7.76
5	15	9.70

L: 1118 mm
17,6W - 2125 lm
03.4065.29
10 Units Kit
03.4065.29.1Y
50 Units Kit
03.4065.29.5Y



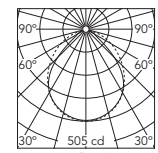

Luminous flux luminaire
1136 lm

Beam Angle:		88°
h(m)	E(lx)	D(m)
1	505	1.94
2	126	3.88
3	56	5.82
4	32	7.76
5	20	9.70

LED Squad

Light Source: Top LED 25 W/m - 24V - 2500 lm/m - 3000K/CRI 90



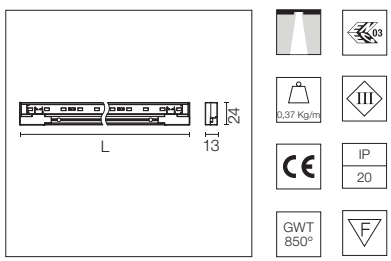

Wandlichtquelle für die direkte/indirekte LED-Beleuchtung. Ferntransformator wird nicht mitgeliefert.
Dimmable.

Installationskabel eingeschlossen:
Stromkabel 500 mm.
Verbindungskabel 60 mm.

Direct/indirect lighting wall luminaire with LED. Remote transformer not included.
Dimmable.

Installation cables included:
Power cable 500 mm.
Connection cable 60 mm.

L: 125 mm
3,2W - 313 lm - 7 LEDs
03.3960.29B
03.3960.ANB



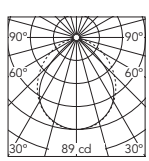

Luminous flux luminaire
193 lm

Beam Angle:		86°
h(m)	E(lx)	D(m)
1	89	1.88
2	22	3.76
3	10	5.64
4	6	7.52
5	4	9.40

L: 500 mm
12,5W - 1250 lm - 28 LEDs
03.3962.29B
03.3962.ANB



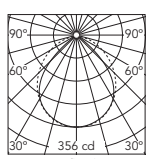

Luminous flux luminaire
771 lm

Beam Angle:		86°
h(m)	E(lx)	D(m)
1	356	1.88
2	89	3.76
3	40	5.64
4	22	7.52
5	14	9.40

L: 1000 mm
25W - 2500 lm - 56 LEDs
03.3963.29B
03.3963.ANB



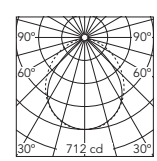

Luminous flux luminaire
1543 lm

Beam Angle:		86°
h(m)	E(lx)	D(m)
1	712	1.88
2	178	3.76
3	79	5.64
4	45	7.52
5	28	9.40

LED Squad 1 Spot

Light Source: Power LED 4W - 24V - 220 lm - 3000K/CRI 80



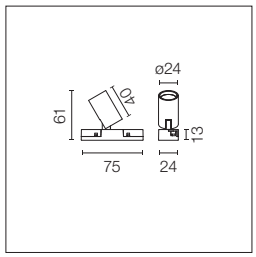

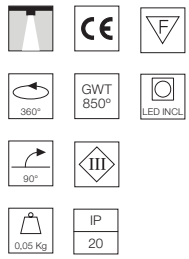

Projektor für die Oberflächeninstallation. Netzgerät wird nicht mitgeliefert. Dimmable.

Installationskabel eingeschlossen: Stromkabel 500 mm. Verbindungskabel 60 mm.

Surface mounted spotlight. Power supply not included. Dimmable.

Installation cables included: Power cable 500 mm. Connection cable 60 mm.

- 03.3970.30A
- 03.3970.02A
- 03.3970.14A

15° SPOT

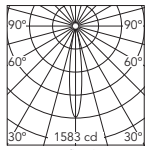

Luminous flux luminaire 161 lm

Beam Angle: 15°

h(m)	E(lx)	D(m)
1	1583	0.27
2	396	0.54
3	176	0.81
4	99	1.08
5	63	1.35

- 03.3971.30A
- 03.3971.02A
- 03.3971.14A

24° MEDIUM

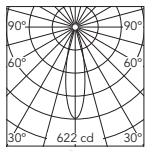

Luminous flux luminaire 152 lm

Beam Angle: 24°

h(m)	E(lx)	D(m)
1	622	0.43
2	156	0.85
3	69	1.28
4	39	1.71
5	25	2.13

- 03.3972.30A
- 03.3972.02A
- 03.3972.14A

28° FLOOD

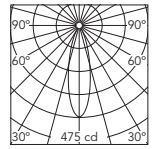

Luminous flux luminaire 157 lm

Beam Angle: 28°

h(m)	E(lx)	D(m)
1	475	0.49
2	119	0.99
3	53	1.48
4	30	1.98
5	19	2.47

LED Squad 2 Spots

Light Source: Power LED 6W - 24V - 2x220 lm - 3000K/CRI 80



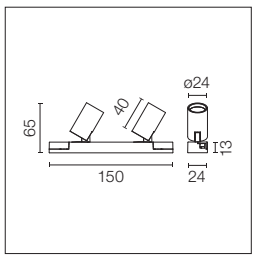

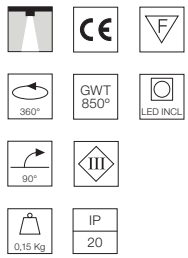

Projektor für die Oberflächeninstallation. Netzgerät wird nicht mitgeliefert. Non Dimmable.

Installationskabel eingeschlossen: Stromkabel 500 mm. Verbindungskabel 60 mm.

Surface mounted spotlight. Power supply not included. Non Dimmable.

Installation cables included: Power cable 500 mm. Connection cable 60 mm.

- 03.3975.30A
- 03.3975.02A
- 03.3975.14A

15° SPOT

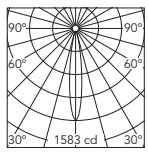

Luminous flux luminaire 161 lm

Beam Angle: 15°

h(m)	E(lx)	D(m)
1	1583	0.27
2	396	0.54
3	176	0.81
4	99	1.08
5	63	1.35

- 03.3976.30A
- 03.3976.02A
- 03.3976.14A

24° MEDIUM

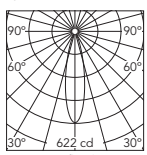

Luminous flux luminaire 152 lm

Beam Angle: 24°

h(m)	E(lx)	D(m)
1	622	0.43
2	156	0.85
3	69	1.28
4	39	1.71
5	25	2.13

- 03.3977.30A
- 03.3977.02A
- 03.3977.14A

28° FLOOD

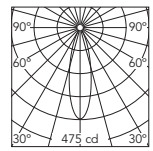

Luminous flux luminaire 157 lm

Beam Angle: 28°

h(m)	E(lx)	D(m)
1	475	0.49
2	119	0.99
3	53	1.48
4	30	1.98
5	19	2.47

Treiber / Drivers

LED Squad / LED Squad Mini

Elektronischer Transformator für LED mit beständiger Spannung (24V) – 100/240V.

Electronic transformer with constant voltage (24V) for LED. 100/240V.



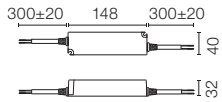

25W
60.8703



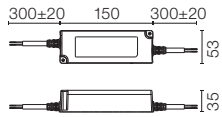

60W
60.9089

LED Squad: außer 2 Spots version / except for 2 Spots version

Steuereinheit für 1-10V-Dimmung; 1-Kanal-Steuerung für 24V-LED-Module; Netzgerät nicht inbegriffen. Max. 120W - 5A.

Dimmable 1-10V control unit with 1 channel for 24V LED modules. Power supply not included. Max. 120W - 5A.



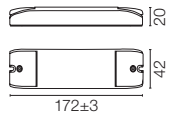

60.8640

Steuereinheit für Dali-Dimmung; 1-Kanal-Steuerung für 24V-LED-Module; Netzgerät nicht inbegriffen.

Dimmable Dali control unit with 1 channel for 24V LED modules. Power supply not included.



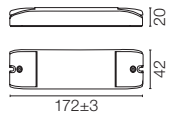

60.8635

LED Squad Mini

Stromkabel 2500 mm.

Feed cable 2500 mm.



06.0097.00

Verbindungskabel 150 mm.

Connection cable 150 mm.

06.0098.00

LIGHT CUT MINI

DESIGNED BY FLOS ARCHITECTURAL

PERIMETRAL 70 mm 140 mm



SPOTS MODULES



LIGHT SOURCE
LED ARRAY
18W
1850 lm
3000K/CRI 90



LIGHT SOURCE
LED ARRAY
14,4W
1780 lm
3000K/CRI 80
14,4W
1440 lm
3000K/CRI 90



LIGHT SOURCE
POWER LED
10W
840 lm
3000K/CRI 80



LIGHT SOURCE
PHOSPHOR
LED
17W
1400 lm
3000K/CRI 98
18W
1870 lm
3000K/CRI 80



LIGHT SOURCE
QR-CBC 51
GX5.3
max 50W

LED Retrofit Compatible*

* Kontaktieren Sie uns bitte, um eine Liste kompatibler Retrofit-LED-Glühbirnen zu erhalten / Please get in touch with us for compatible LED Retrofit bulb list.

☐ 30 Mattweiss
30 Matt White





■ 14 Mattschwarz
14 Matt Black





LIGHT CUT MINI

Produktbeschreibung
Beleuchtungssystem bestehend aus einem stranggepressten Profil, das sich perfekt in Gipskartondecken integrieren lässt. LED- oder Halogenlampen Strahler können als Akzentlicht auf einfache Weise angebracht werden.
Die Projektoren können direkt auf dem Profil installiert und mit einer Fernsteuerung der Klasse II genutzt werden. Darüber hinaus werden sie je nach Installationsart in zwei Größen angeboten und verfügen über Zubehör zur Optimierung des visuellen Komforts und über Farbfilter.

Zusatzinformationen
Nur auf Flächen aus Gipskarton mit 12,5 mm Stärke installierbar.
Es ist möglich die Profile auf jede Größe zuzuschneiden.
Schutzgrad IP20.
Auf normal entflammbaren Oberflächen einsetzbar.

Qualitätszeichen
Das Gerät entspricht der europäischen technischen Norm EN60598-1 und den entsprechenden Zusatzregelungen.

Description
Lighting system comprising an extruded profile which integrates perfectly in plasterboard ceilings. It is prepared for the simple integration of lighting with LED or halogens projectors.
The projectors are prepared for installation directly on the profile, with Class II remote equipment. Furthermore, they are available in two sizes depending on the installation. It has accessories for visual comfort optimization and colour filters.

Additional Information
Can only be installed in 12.5 mm thick plaster-board.
It is possible to cut the profiles to any size.
IP20 protection grade.
Suitable for installation on normally inflammable surfaces.

Standard Compliance and Quality Marks
EN60598-1 European Technical Standards and any subsequent additions.

Profiles
Spot Module
Spot Module Electrical Connection

Installation des Kanals 70 / Kanals 140

Struktursystem in Aluminiumausführung für den Einbau in Gipskartondecken. Ermöglicht die Installation von Projektoren. Für die Kanalinstallation werden Profile zu je 1 oder 2 Metern sowie doppelte Innen- und Außenecken genutzt. Es ist möglich die Profile auf jede Größe zuzuschneiden.

Channel 70 / Channel 140 Installation

Structural system in aluminium to integrate in plasterboard ceilings. It allows incorporation of projectors. Channel installation consists of 1 or 2 meter profiles, double inside and outside corners. It is possible to cut the profiles to any size.

Aluminiumprofil. Set mit 2 stück. — Aluminium profile. 2 unit kit.

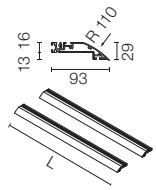

Channel 70 / 140
L: 1000 mm
08.8720.30
08.8720.14
L: 2000 mm
08.8721.30
08.8721.14

Endkappe. — End cap.



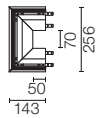

Channel 70
08.8705.30
08.8705.14



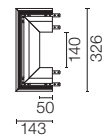

Channel 140
08.8706.30
08.8706.14

Winkel. — Corner.



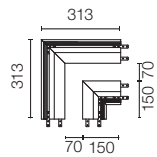

Channel 70
08.8707.30
08.8707.14



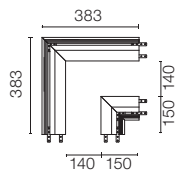

Channel 140
08.8708.30
08.8708.14

Perimetrische Installation

Struktursystem in Aluminiumausführung für den Einbau in Gipskartondecken. Ermöglicht die Installation von Projektoren. Für die perimetrale Installation werden Profile zu je 1 oder 2 Metern, Innenecken und Außenecken genutzt. Es ist möglich die Profile auf jede Größe zuzuschneiden.

Perimetral Installation

Structural system in aluminium to integrate in plasterboard ceilings. It allows incorporation of projectors. Perimetral installation consists of 1 or 2 meter profiles, inside and outside corners. It is possible to cut the profiles to any size.

Aluminiumprofil. Set mit 1 stück. — Aluminium profile. 1 unit kit.

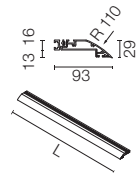

L: 1000 mm
08.8701.30
08.8701.14
L: 2000 mm
08.8702.30
08.8702.14

Innenwinkel. — Inner corner.





08.8709.30
08.8709.14

Außenwinkel. — Outer corner.





08.8710.30
08.8710.14

Zubehör für vertikalecke. — Accessory for vertical corner.





08.8711.00

Spot Module Pro LED Array

Light Source: LED Array / LED Array High Performance DC 500 mA - 18W - 1850 lm - 3000K/CRI 90



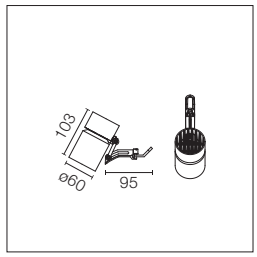

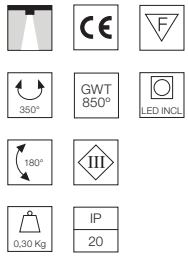

Projektor für die Installation in Light Cut Mini Systemen. Fernbedientes Konstantstrom-Netzgerät nicht im Lieferumfang enthalten.
Zu den Hochleistungsteilenummern gehört ein Hochleistungsreflektor.

Spotlight to be installed on Light Cut Mini system. Remote continuous current supply source not included. High performance part numbers include high performance reflector.

Empfohlene Netzgeräte / Recommended power supply*:

Non Dimmable 220-240V	60.9160
Dimmable 0/1-10V / Push 220-240V	60.9188
Dimmable Dali 1 110-240V	60.8847
Dimmable DALI 2 110-240V	60.9222
Mains Dimming 220-240V	60.9467
Casambi 220-240V	60.9207

* Siehe Treiberkapitel / Refer to the Drivers chapter

09.0360.30
09.0360.14

11° SPOT

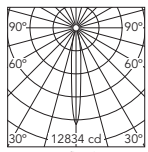

Luminous flux luminaire 1234 lm

Beam Angle: 11°

h(m)	E(lx)	D(m)
1	12834	0.20
2	3209	0.39
3	1426	0.59
4	802	0.78
5	513	0.98

09.0361.30
09.0361.14

22° MEDIUM

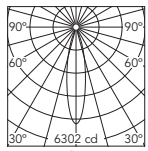

Luminous flux luminaire 1207 lm

Beam Angle: 22°

h(m)	E(lx)	D(m)
1	6302	0.40
2	1576	0.79
3	700	1.19
4	394	1.58
5	252	1.98

09.0362.30
09.0362.14

44° FLOOD

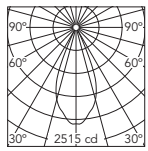

Luminous flux luminaire 1162 lm

Beam Angle: 44°

h(m)	E(lx)	D(m)
1	2515	0.80
2	629	1.61
3	279	2.41
4	157	3.21
5	101	4.01

High Performance

09.0365.30
09.0365.14

16° SPOT

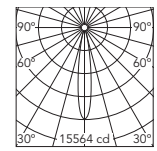

Luminous flux luminaire 1729 lm

Beam Angle: 16°

h(m)	E(lx)	D(m)
1	15564	0.28
2	3891	0.57
3	1729	0.85
4	973	1.14
5	623	1.42

High Performance

09.0366.30
09.0366.14

27° MEDIUM

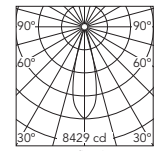

Luminous flux luminaire 1704 lm

Beam Angle: 27°

h(m)	E(lx)	D(m)
1	8429	0.48
2	2107	0.96
3	937	1.44
4	527	1.91
5	337	2.39

High Performance

09.0367.30
09.0367.14

38° FLOOD

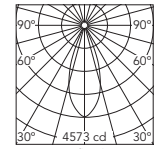

Luminous flux luminaire 1699 lm

Beam Angle: 38°

h(m)	E(lx)	D(m)
1	4573	0.69
2	1143	1.37
3	508	2.06
4	286	2.75
5	183	3.43

Spot Module LED Array

Light Source: LED Array DC 450 mA - 14,4W - 1780 lm - 3000K/CRI 80 / 14,4W - 1440 lm - 3000K/CRI 90



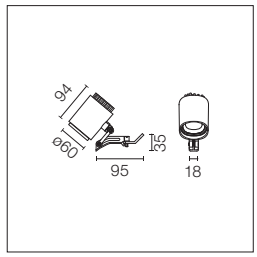

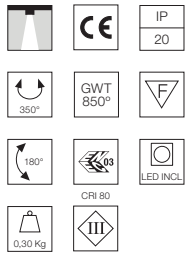

Projektor für die Installation in Light Cut Mini Systemen. Fernbedientes Konstantstrom-Netzgerät nicht im Lieferumfang enthalten.

Spotlight to be installed on Light Cut Mini system. Remote continuous current supply source not included.

Empfohlene Netzgeräte / Recommended power supply*:

Non Dimmable 220-240V	60.9160
Dimmable 0/1-10V 110-240V	60.9188
Dimmable Dali 1 110-240V	60.8847
Mains Dim. Trailing Edge 220-240V	60.9268
Casambi 220-240V	60.9207

* Siehe Treiberkapitel / Refer to the Drivers chapter

CRI 80
09.0211.30A
09.0211.14A

28° MEDIUM

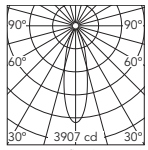

Luminous flux luminaire 1219 lm

Beam Angle: 28°

h(m)	E(lx)	D(m)
1	3907	0.49
2	977	0.99
3	434	1.48
4	244	1.98
5	156	2.47

CRI 80
09.0212.30A
09.0212.14A

32° FLOOD

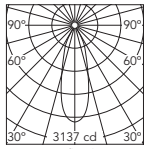

Luminous flux luminaire 1174 lm

Beam Angle: 32°

h(m)	E(lx)	D(m)
1	3137	0.57
2	784	1.13
3	349	1.70
4	196	2.26
5	125	2.83

CRI 80
09.0213.30A
09.0213.14A

43° WIDE FLOOD

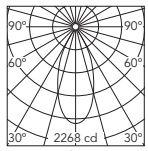

Luminous flux luminaire 1162 lm

Beam Angle: 43°

h(m)	E(lx)	D(m)
1	2268	0.78
2	567	1.56
3	252	2.34
4	142	3.12
5	91	3.91

CRI 90
09.0217.30A
09.0217.14A

28° MEDIUM

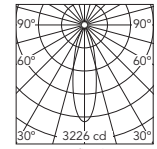

Luminous flux luminaire 1006 lm

Beam Angle: 28°

h(m)	E(lx)	D(m)
1	3226	0.49
2	806	0.99
3	358	1.48
4	202	1.98
5	129	2.47

CRI 90
09.0218.30A
09.0218.14A

32° FLOOD

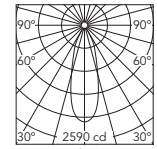

Luminous flux luminaire 969 lm

Beam Angle: 32°

h(m)	E(lx)	D(m)
1	2590	0.57
2	647	1.13
3	288	1.70
4	162	2.26
5	104	2.83

CRI 90
09.0219.30A
09.0219.14A

43° WIDE FLOOD

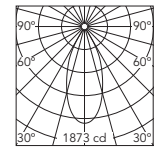

Luminous flux luminaire 959 lm

Beam Angle: 43°

h(m)	E(lx)	D(m)
1	1873	0.78
2	468	1.56
3	208	2.34
4	117	3.12
5	75	3.91

Spot Module Power LED

Light Source: Power LED DC 900 mA - 10W - 840 lm - 3000K/CRI 80



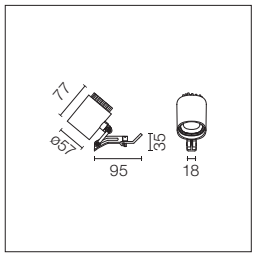

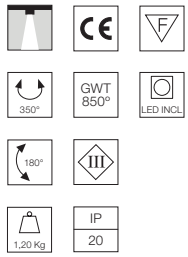

Projektor für die Installation in Light Cut Mini Systemen. Fernbedientes Konstantstrom-Netzgerät nicht im Lieferumfang enthalten.

Spotlight to be installed on Light Cut Mini system. Remote continuous current supply source not included.

Empfohlene Netzgeräte / Recommended power supply*:

Non Dimmable 220-240V	60.9162
Dimmable 0/1-10V 110-240V	60.9188
Dimmable DALI 2 110-240V	60.9186
Mains Dimming 220-240V	60.9467
Casambi 220-240V	60.9207

* Siehe Treiberkapitel / Refer to the Drivers chapter

☐ 09.0220.30A
■ 09.0220.14A

13° SPOT

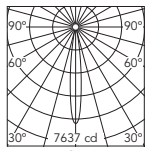

Luminous flux luminaire 648 lm

Beam Angle: 13°

h(m)	E(lx)	D(m)
1	7637	0.23
2	1909	0.46
3	849	0.69
4	477	0.92
5	305	1.14

☐ 09.0221.30A
■ 09.0221.14A

41° FLOOD

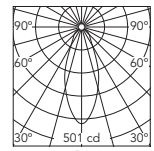

Luminous flux luminaire 373 lm

Beam Angle: 41°

h(m)	E(lx)	D(m)
1	501	0.75
2	125	1.50
3	56	2.25
4	31	3.00
5	20	3.75

Spot Module Phosphor LED

Light Source: Phosphor LED DC 650 mA - 18W - 1870 lm - 3000K/CRI 80 / DC 700 mA - 17W - 1400 lm - 3000K/CRI 98



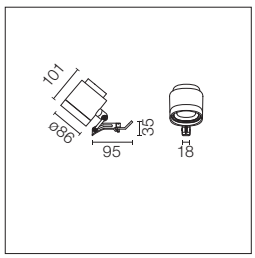

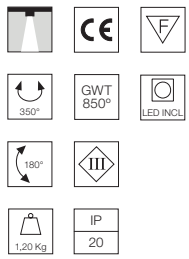

Projektor für die Installation in Light Cut Mini Systemen. Fernbedientes Konstantstrom-Netzgerät nicht im Lieferumfang enthalten.

Spotlight to be installed on Light Cut Mini system. Remote continuous current supply source not included.

Nur für den Kanal 140 anwendbar.

Only for Channel 140 installation.

Empfohlene Netzgeräte / Recommended power supply*:

Non Dimmable 220-240V	60.9162
Dimmable 0/1-10V 110-240V	60.9188
Dimmable DALI 2 110-240V	60.9186
Mains Dimming 220-240V	60.9467
Casambi 220-240V	60.9207

* Siehe Treiberkapitel / Refer to the Drivers chapter

CRI 80
☐ 09.0230.30
■ 09.0230.14

23° MEDIUM

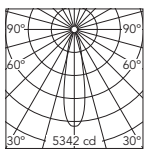

Luminous flux luminaire 1242 lm

Beam Angle: 23°

h(m)	E(lx)	D(m)
1	5342	0.41
2	1336	0.81
3	594	1.22
4	334	1.63
5	214	2.03

CRI 98
☐ 09.0232.30
■ 09.0232.14

23° MEDIUM

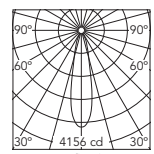

Luminous flux luminaire 965 lm

Beam Angle: 23°

h(m)	E(lx)	D(m)
1	4156	0.41
2	1039	0.81
3	462	1.22
4	260	1.63
5	166	2.04

CRI 80
☐ 09.0231.30
■ 09.0231.14

45° FLOOD

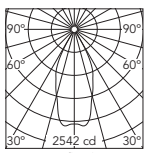

Luminous flux luminaire 1406 lm

Beam Angle: 45°

h(m)	E(lx)	D(m)
1	2542	0.84
2	636	1.68
3	282	2.52
4	159	3.35
5	102	4.19

CRI 98
☐ 09.0233.30
■ 09.0233.14

46° FLOOD

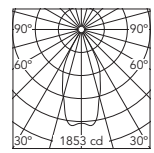

Luminous flux luminaire 1035 lm

Beam Angle: 46°

h(m)	E(lx)	D(m)
1	1853	0.85
2	463	1.70
3	206	2.54
4	116	3.39
5	74	4.24

Spot Module QR-CBC 51

Light Source: QR-CBC 51 GX5.3 - max 50W (LED Retrofit Compatible*)



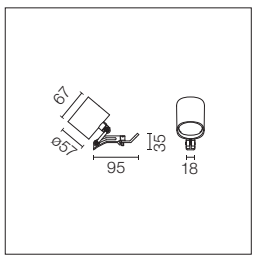

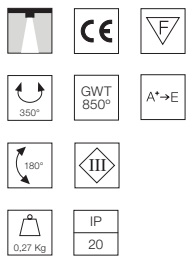

Projektor für die Installation in Light Cut Mini Systemen. Fernbedienter elektronischer Transformator nicht im Lieferumfang enthalten

Spotlight to be installed on Light Cut Mini system. Electronic transformer remote not included.

☐ 09.0203.30
■ 09.0203.14

* Kontaktieren Sie uns bitte, um eine Liste kompatibler Retrofit-LED-Glühbirnen zu erhalten / Please get in touch with us for compatible LED Retrofit bulb list.

Zubehör / Accessories

Spot module: Power LED / QR-CBC 51

Abschirmzubehör. Screening cylinder.		08.8380.30 08.8380.14
Filterhalter aus injiziertem aluminium. Filter-holder made from injected aluminium.		08.8363.30 08.8363.14
Honeycomb Honeycomb		08.8182.14
Blauer filter Blue filter		08.8230.64.OD
Hellblauer filter Sky blue filter		08.8230.65.OD
Amber filter Amber filter		08.8230.66.OD
Roter filter Red filter		08.8230.67.OD
U.V. filter U.V. filter		08.8230.98.OD
Hot light Hot light		08.8230.69
Cold light Cold light		08.8230.CL
Daylight Daylight		08.8230.DL
Neodimium Neodimium		08.8230.ND

Spot module: LED Array 14,4W

Honeycomb Honeycomb		08.8502.14
Blauer filter Blue filter		08.8501.64.OD
Hellblauer filter Sky blue filter		08.8501.65.OD
Amber filter Amber filter		08.8501.66.OD
Roter filter Red filter		08.8501.67.OD
Hot light Hot light		08.8501.69
Cold light Cold light		08.8501.CL
Daylight Daylight		08.8501.DL
Neodimium Neodimium		08.8501.ND

Spot module: LED Array 18W

Honeycomb Honeycomb		08.3309.14

MOONLINE

DESIGNED BY FRANK SINNAEVE AND STEPHAN GUNST



LIGHT STRIPE
125 mm



LIGHT SOURCE
TOP LED
2W
254 lm
3000K/CRI 80

LIGHT STRIPE
500 mm



LIGHT SOURCE
TOP LED
8W
1025 lm
3000K/CRI 80

00 Grundierung
00 Primer



☐ 40 Weiss
40 White



Produktbeschreibung
Innenraumleuchte für den Einbau in der Wand oder einer Gipskartondecke. Elegant Integration in Räume.
Moonline besteht aus fließgepressten Aluminiumprofilen mit natürlichem eloxiertem Finish, worauf mittels eines magnetischen Befestigungssystems die Beleuchtungsmodule mit LED-Lichtquellen jüngster Generation angebracht werden.
Dank des magnetischen Befestigungssystems lassen sich die Lichtmodule ohne spezifische Werkzeuge ganz einfach installieren und neu positionieren.
Die Beleuchtungsmodule sind in den Längen 500 mm und 150 mm mit Diffusor aus opalem PMMA für gleichmäßige Beleuchtung erhältlich.

Einspeisung
Das Produkt wird vorverkabelt, zum Anschluss an ein Fern-Netzteil 24V/240W, geliefert. Fern-Netzteil nicht eingeschlossen.

Zubehör
Zubehör, um das Light Stripe Modul leichter zu entfernen.

Zusatzinformationen
Nur auf Flächen aus Gipskarton mit 12,5 mm Stärke installierbar.
Moonline ist ein elektrisches System mit Stromzufuhr 24V und Höchstbegrenzung auf 10A.
Zur Vermeidung von Überlastproblemen empfiehlt sich die Installation eines unabhängigen Netzteils 240W je 12 m Installationsstrecke.
Schutzgrad IP20.
Auf normal entflammbaren Oberflächen einsetzbar.

Qualitätszeichen
Das Gerät entspricht der europäischen technischen Norm EN60598-1 und den entsprechenden Zusatzregelungen.

Description
Recessed luminaire for indoor use, mounted on plasterboard ceiling/wall. Elegant integration with spaces.
Moonline is comprised of extruded aluminium profiles with natural anodised finish. It has a magnetic fixture system that houses the lighting modules, with latest generation LED light sources.
Due to this magnetic fixture system, the light modules can be easily installed and repositioned, without the need for specific tools.
The lighting modules are available in lengths of 500 mm and 150 mm with opal PMMA diffuser that guarantees uniform lighting.

Power Supply
The product is supplied pre-wired to be connected to a 24V/240W remote power supply source not included.

Accessories
Accessory to remove the Light Stripe modules much easier.

Additional Information
Can only be installed in 12.5 mm thick plaster-board.
Moonline is an electric system supplied at 24V and limited to a maximum current of 10A.
To avoid overload problems, the installation of an independent 240W power supply source is recommended for every 12 m installed.
IP20 protection grade.
Suitable for installation on normally inflammable surfaces.

Compliance of Standards and Quality Marks
EN60598-1 European Technical Standards and any subsequent additions.

Light Stripe Profiles

Profile

Profil aus fließgepresstem Aluminium zum Einbau in Decken/Wänden aus Gipskarton. Enthält Magnetschiene für die direkte Installation der LED-Beleuchtungsmodule.

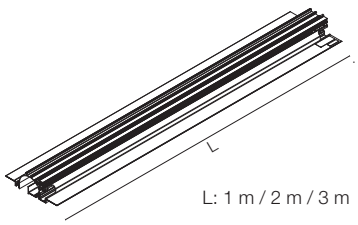

L: 1 m / 2 m / 3 m

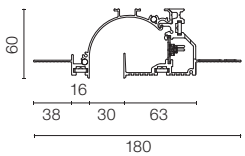

Profiles

Profile made of extruded aluminium to recess into plasterboard walls/ceilings. It includes magnetic track to directly install LED lighting modules.

L: 1000 mm
☐ 06.1100.00
☐ 06.1100.40
L: 2000 mm
☐ 06.1105.00
☐ 06.1105.40
L: 3000 mm
☐ 06.1110.00
☐ 06.1110.40

Vertikaler winkel.

Vertical corner.



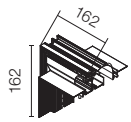

☐ 06.1133.00
☐ 06.1133.40

Horizontaler winkel.

Horizontal corner.





☐ 06.1134.00
☐ 06.1134.40

Außenwinkel.

Outer corner.





☐ 06.1135.00
☐ 06.1135.40

Perimetrale Profile

Perimetrales Profil aus fließgepresstem Aluminium zum Einbau in Decken/Wänden aus Gipskarton. Enthält Magnetschiene für die direkte Installation der LED-Beleuchtungsmodule.

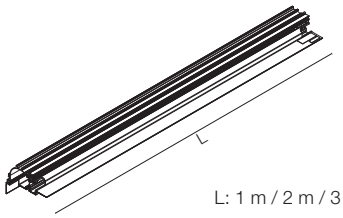

L: 1 m / 2 m / 3 m

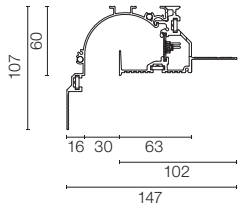

Perimeter Profile

Perimeter profile made of extruded aluminium to recess into plasterboard walls/ceilings. It includes magnetic track to directly install LED lighting modules.

L: 1000 mm
☐ 06.1115.00
☐ 06.1115.40
L: 2000 mm
☐ 06.1120.00
☐ 06.1120.40
L: 3000 mm
☐ 06.1125.00
☐ 06.1125.40

Vertikaler perimetraler winkel.

Vertical perimeter corner.



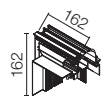

☐ 06.1130.00
☐ 06.1130.40

Perimetraler innenwinkel.

Inner perimeter corner.





☐ 06.1131.00
☐ 06.1131.40

Perimetraler außenwinkel.

Outer perimeter corner.



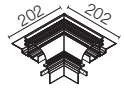

☐ 06.1132.00
☐ 06.1132.40

Metallkappe für die profile.
Set mit 2 stück.

Metal cover for profiles. 2 unit kit.



☐ 08.8914.00
☐ 08.8914.40

Anschlusskabel für das netzteil. 1 m.

Connection cable. 1 m.



06.1140.00

Light Stripe 125 / 500 mm

Light Source: Top LED 16W/m - 2050 lm/m - 3000K/CRI 80



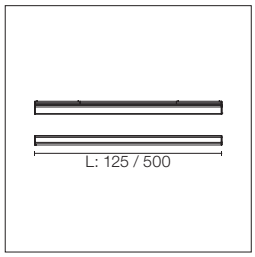



LED-Beleuchtungsmodul für diffuses Licht zur Installation in das Moonline-System.

LED lighting module for scattered light, to be installed in Moonline system.

L: 125 mm
2W - 254 lm
06.1141.00B

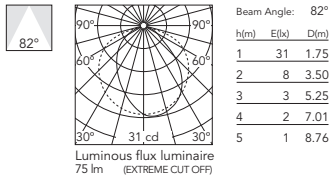

Beam Angle: 82°

h(m)	E(lx)	D(m)
1	31	1.75
2	8	3.50
3	3	5.25
4	2	7.01
5	1	8.76

L: 500 mm
8W - 1025 lm
06.1142.00B

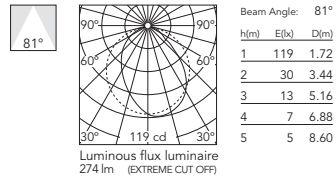

Beam Angle: 81°

h(m)	E(lx)	D(m)
1	119	1.72
2	30	3.44
3	13	5.16
4	7	6.88
5	5	8.60

Zubehör / Accessories

Zubehör, um das Light Stripe Modul leichter zu entfernen.

Accessory to remove the Light Stripe modules much easier.



08.8915.00

Treiber / Drivers

LED-Netzteil für den Ferneinbau im Verteiler 24V/240W. Zur Vermeidung von Überlastungsproblemen empfiehlt sich die Installation eines unabhängigen Netzteils 240W je 12 m Installationsstrecke.

LED power supply source for remote installation in 24V/240W electric control panel. To avoid overload problems, the installation of an independent 240W power supply source is recommended for every 12 m installed.



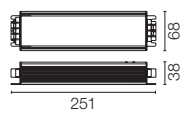

60.8268

HIGH COMFORT

Oblique, Light Shadow, Light Shadow
Pro&Dots, Circle of Light, LED Curtain.

NEW

OBLIQUE

DESIGNED BY VINCENT VAN DUYSEN



LIGHT SOURCE
TOP LED
8W
750 lm
2700K/CRI 90
800 lm
3000K/CRI 90
850 lm
4000K/CRI 90

DY Weiss
DY Matt White

AH Glanzgrau
AH Gloss Grey

DX Rost
DX Matt Rust

DW Braun
DW Matt Brown

DR Anthrazit
DR Matt Anthracite

DV Salbei-Glanz
DV Gloss Salvia



Produktbeschreibung
Tischleuchte mit direktem Licht und Halterung. Druckgegossener Aluminiumkörper. Druckgegossener Kopf mit asymmetrischer Vollschnittlinse, die in spritzgegossenes Methacrylat integriert ist. LED-Quellen sind für einen maximalen Sehkomfort völlig versteckt, ohne dass Membranen oder Blendschutz-Zubehör verwendet werden müssen, die die Leistung des Lampenkörpers einschränken. Die patentierte optische Spezialeinheit übertrifft die üblichen Beleuchtungsstandards für Anwendungen in Arbeits- und Bürobereichen, indem sie Beleuchtungswerte des Arbeitsbereichs von mehr als 1000 Lux mit hohem Blendungsschutz und minimiertem Flackern bietet.
Die Lampenbasis ist bei allen Versionen mit einer USB-C-Buchse zum Laden kompatibler Geräte ausgestattet. Die Qi-Versionen verfügen über eine Polymeraußenabdeckung der Basis, die das zusätzliche drEAtlose Laden mobiler Geräte ermöglicht. Struktur aus einem mechanisch bearbeiteten Rohr aus extrudierter Aluminiumlegierung.
Der Dimmer-Regler und Ein-Aus Schalter ist in der Leuchtenbasis integriert und verfügt über einen Timer.

Betriebsgerät
Elektronischer Transformator 100-240 V - 50/60 Hz.

Zusatzinformationen
Schutzgrad IP20.
Schutzklasse III.

Qualitätszeichen
Das Gerät entspricht der europäischen technischen Norm EN60598-1 und den entsprechenden Zusatzregelungen.

Description
Table lamp with direct light and support. Body in die-cast aluminium. Head in die-cast aluminium with integrated full cut-off asymmetric lens in injection moulded methacrylate. LED source completely hidden from view for the best visual comfort without diaphragms or anti-glare accessories that would limit the performance of the lamp. The special patented optics group exceeds regular lighting standards for application in work and study environments, producing lighting values on the work surface greater than 1000 lux with high glare protection and minimum flickering.
All lamp base versions are equipped with a USB-C connection to recharge compatible devices.
The Qi versions have an external polymer covering on the base that allows for supplementary charging of mobile devices via wireless. Structure made of an extruded tubular aluminium alloy produced mechanically.
The ON/OFF-dimmer switch is integrated into the base and features a timer.

Power Supply
100-240 V - 50/60 Hz electronic transformer.

Additional Information
IP20 protection grade.
Insulation class III.

Standard Compliance and Quality Marks
EN60598-1 European Technical Standards and any subsequent additions.

NEW

Oblique

Light Source: Top LED 8W - 24V - 750 lm - 2700K/CRI 90 / 8W - 24V - 800 lm - 3000K/CRI 90 / 8W - 24V - 850 lm - 4000K/CRI 90



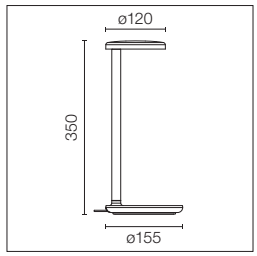

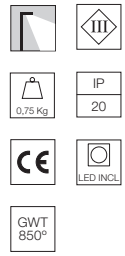

Profi-Tischlampe mit patentierter asymmetrischer Optik. Externes Netzteil mit einer Kabellänge von 1500 mm im Lieferumfang enthalten. In die Basis des Geräts integrierte USB-C-Buchse zum Laden kompatibler Geräte.

Professional table lamp with patented asymmetric optics. External power supply included with 1500-mm cable. USB-C connection integrated into the base of the device to recharge compatible devices.

2700K

- 09.8300.DY
- 09.8300.AH
- 09.8300.DX
- 09.8300.DW
- 09.8300.DR
- 09.8300.DV

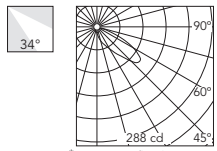

* Luminous flux luminaire 571 lm

Beam Angle:	34°
h(m)	E(lx) D(m)
1	288 1.74
2	72 3.48
3	32 5.23
4	18 6.97
5	12 8.71

3000K

- 09.8301.DY
- 09.8301.AH
- 09.8301.DX
- 09.8301.DW
- 09.8301.DR
- 09.8301.DV

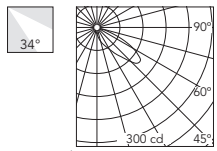

* Luminous flux luminaire 595 lm

Beam Angle:	34°
h(m)	E(lx) D(m)
1	300 1.74
2	75 3.48
3	33 5.23
4	19 6.97
5	12 8.71

4000K

- 09.8302.DY
- 09.8302.AH
- 09.8302.DX
- 09.8302.DW
- 09.8302.DR
- 09.8302.DV

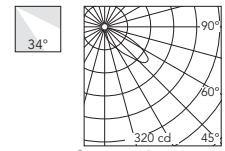

* Luminous flux luminaire 634 lm

Beam Angle:	34°
h(m)	E(lx) D(m)
1	320 1.74
2	80 3.48
3	36 5.23
4	20 6.97
5	13 8.71

Oblique Qi

Light Source: Top LED 8W - 48V - 750 lm - 2700K/CRI 90 / 8W - 48V - 800 lm - 3000K/CRI 90 / 8W - 48V - 850 lm - 4000K/CRI 90



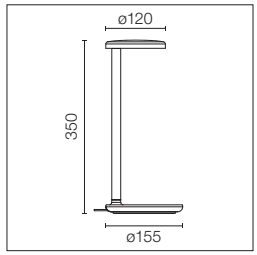

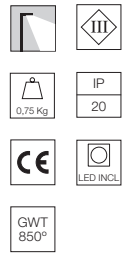

Profi-Tischlampe mit patentierter asymmetrischer Optik. Externes Netzteil mit einer Kabellänge von 1500 mm im Lieferumfang enthalten. In die Basis des Geräts integrierte USB-C-Buchse zum Laden kompatibler Geräte.
Basis mit Qi-zertifiziertem kabellosen Ladesystem für mobile Geräte und kabellosen Ladegehäusen für kompatible Geräte.

Professional table lamp with patented asymmetric optics. External power supply included with 1500-mm cable. USB-C connection integrated into the base of the device to recharge compatible devices.
Base with Qi-certified wireless recharging system for mobile devices and wireless recharging cases for compatible devices.

2700K

- 09.8310.DY
- 09.8310.AH
- 09.8310.DX
- 09.8310.DW
- 09.8310.DR
- 09.8310.DV

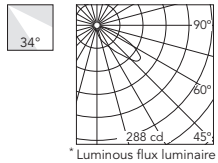

* Luminous flux luminaire 571 lm

Beam Angle:	34°
h(m)	E(lx) D(m)
1	288 1.74
2	72 3.48
3	32 5.23
4	18 6.97
5	12 8.71

3000K

- 09.8311.DY
- 09.8311.AH
- 09.8311.DX
- 09.8311.DW
- 09.8311.DR
- 09.8311.DV

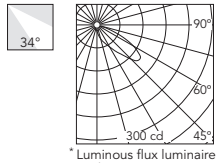

* Luminous flux luminaire 595 lm

Beam Angle:	34°
h(m)	E(lx) D(m)
1	300 1.74
2	75 3.48
3	33 5.23
4	19 6.97
5	12 8.71

4000K

- 09.8312.DY
- 09.8312.AH
- 09.8312.DX
- 09.8312.DW
- 09.8312.DR
- 09.8312.DV

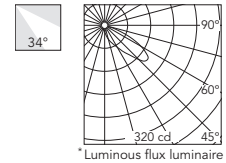

* Luminous flux luminaire 634 lm

Beam Angle:	34°
h(m)	E(lx) D(m)
1	320 1.74
2	80 3.48
3	36 5.23
4	20 6.97
5	13 8.71

* Vorläufige Photometrien. Aktuelle Informationen finden Sie auf unserer Website / Preliminary photometries. Visit our website for updated information.

FIXED TRIM/ NO TRIM 2 SPOTS



ADJUSTABLE TRIM / NO TRIM 2 SPOTS



FIXED TRIM / NO TRIM 4 SPOTS



ADJUSTABLE TRIM / NO TRIM 4 SPOTS



FIXED TRIM / NO TRIM 8 SPOTS



ADJUSTABLE TRIM / NO TRIM 8 SPOTS



FIXED TRIM / NO TRIM 12 SPOTS



ADJUSTABLE TRIM / NO TRIM 12 SPOTS



WALL-WASHER TRIM / NO TRIM 4 SPOTS



SURFACE 4 SPOTS



LIGHT SHADOW

*compatible module for The Running Magnet



LIGHT SHADOW W-W

*compatible module for The Running Magnet



*Kompatible Module für The Running Magnet finden Sie hier / See compatible modules for The Running Magnet collection

LIGHT SOURCE
POWER LED
2,7W x Spot
270 lm x Spot
2700K/CRI 90
285 lm x Spot
3000K/CRI 90

Light Shadow Fixed / Adjustable / Wall-Washer
Außen / Outside

40 Weiss
40 White



14 Schwarz
14 Black



Light Shadow Surface
Außen / Outside





Innen / Inside

HIGH COMFORT

Schwarz
Black



Weiss
White



Chrom
Chrome



Mattgold
Matt Gold



Produktbeschreibung
Innenbereichs-, Einbau- und Oberflächenleuchten.
Aufgrund ihrer Haupteigenschaften, reduzierter Größe, Leistung und hervorragender Abschirmung, ermöglichen sie eine vollständige Integration in Räume.
Die Produktreihe entstand aus dem Wunsch nach einer kompakten, einfach zu installierenden Leuchten mit dem unverwechselbaren Stil von Flos, die in Ausführungen mit schwarzen Abschirmkörpern eine hocheffiziente Beleuchtung unter Einhaltung höchster visueller Komfortanforderungen ermöglichen.
- Feste und verstellbare Einbauausführungen: 2/4/8/12 Spots (Trim / No Trim).
- Oberflächenausführung: 4 Spots.
- Version wall-washer: 4 spots (Trim / No Trim).
Die Produktreihe wird mit den Optiken Superakzent, Akzent und Allgemeinbeleuchtung angeboten.
Um Lösungen in dekorativeren Umgebungen anzubieten, wurde die folgende Farbpalette mit einer Kombination aus Außen- und Innenlackierung entwickelt:
- Außenflächen: Schwarz und Weiß.
- Innenflächen: Weiß, Mattgold, Chrom und Schwarz (hoher optischer Komfort).
- Außen-Box der Aufsatzausführung: weiß und schwarz.

Einspeisung
Fernbedienung inklusive.
Dali Version auch dimmbar erhältlich.
110V Version auf Nachfrage lieferbar.

Zubehör
Für die No Trim Version ist eine Vorinstallation mit Aluminium Einbaurahmen in Hohldecke notwendig. Muss separat bestellt werden (nicht nötig für die Trim Version).

Zusatzinformationen
Die No Trim Version ist für den Einbau in 12.5 mm Gipskartonplatten konzipiert.
Schutzgrad IP20, IP23, IP44, IP55 je nach Modell.
Schutzklasse II.
Auf normal entflammbaren Oberflächen einsetzbar.

Qualitätszeichen
Das Gerät entspricht der europäischen technischen Norm EN60598-1 und den entsprechenden Zusatzregelungen.

Description
Indoor, embedded and surface luminaires.
Due to their main qualities (reduced size, high performance and great screening), they facilitate total integration into spaces.
The family was born of the need for a compact, easy-to-install luminaire, with the distinctive Flos style, able to produce high efficiency lighting, while respecting the highest standards of visual comfort, in versions with black screening bodies.
- Fixed and adjustable embedded versions: 2/4/8/12 spots (Trim/No Trim).
- Fixed surface version: 4 spots.
- Wall-washer version: 4 spots (Trim / No Trim).
The family is offered with super accented, accented and general lighting optics.
For solutions in more decorative settings, the following range of colours has been developed, with a combination of interior and exterior painted finishes:
- exterior finishes: black and white.
- interior finishes: white, matte gold, chrome and black (high comfort optics).
- outdoor box surface version: black and white.

Power Supply
Remote equipment included.
Dali Dimmable version available.
Versions with 110V equipment available upon request.

Accessories
For the No Trim version, pre-installation frame in aluminium for false ceiling installation. It needs to be ordered separately (not necessary for Trim version).

Additional Information
No Trim version has been designed for 12.5 mm thick plasterboard installation.
IP20, IP23, IP44, IP55 protection grade depending on the versions.
Insulation class II.
Suitable for installation on normally inflammable surfaces.

Standard Compliance and Quality Marks
EN60598-1 European Technical Standards and any subsequent additions.

Trim

No Trim

Surface

Continuous Line

Light Shadow Fixed Trim 2 Spots

Light Source: Power LED 5,4W - 540 lm - 2700K/CRI 90 / 5,4W - 570 lm - 3000K/CRI 90



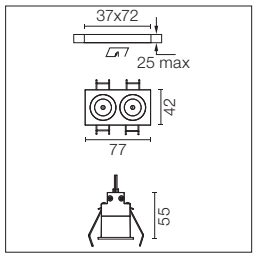

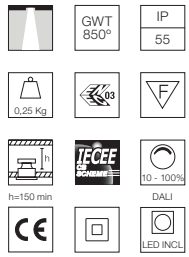

Leuchte für Unterputzmontage mit 2 LED-Lichtquellen. Externes Netzgerät eingeschlossen (220-240V).
Vorinstallationsrahmen nicht erforderlich.

E= Außenfarbe
I= Innenfarbe

Recessed integrated luminaire with 2 LED lighting spots. Remote power supply included (220-240V).
Pre-installation frame not required.

E= External Finish
I= Internal Finish

Optic Spot

E I **2700K**
03.8821.40A
03.8821.14A
E I Dali Version
03.8821.40ADA
03.8821.14ADA

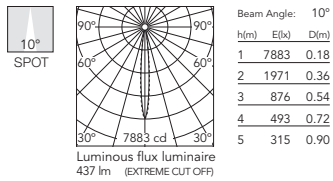

Beam Angle: 10°

h(m)	E(lx)	D(m)
1	7883	0.18
2	1971	0.36
3	876	0.54
4	493	0.72
5	315	0.90

Luminous flux luminaire 437 lm (EXTREME CUT OFF)

E I **2700K**
03.8820.40A
03.8820.14A
E I Dali Version
03.8820.40ADA
03.8820.14ADA

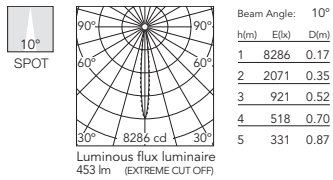

Beam Angle: 10°

h(m)	E(lx)	D(m)
1	8286	0.17
2	2071	0.35
3	921	0.52
4	518	0.70
5	331	0.87

Luminous flux luminaire 453 lm (EXTREME CUT OFF)

E I **2700K**
03.8822.40A
03.8822.14A
E I Dali Version
03.8822.40ADA
03.8822.14ADA

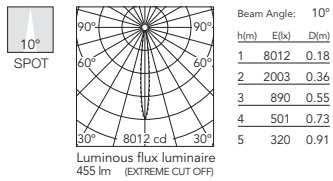

Beam Angle: 10°

h(m)	E(lx)	D(m)
1	8012	0.18
2	2003	0.36
3	890	0.55
4	501	0.73
5	320	0.91

Luminous flux luminaire 455 lm (EXTREME CUT OFF)

E I **2700K**
03.8823.40A
03.8823.14A
E I Dali Version
03.8823.40ADA
03.8823.14ADA

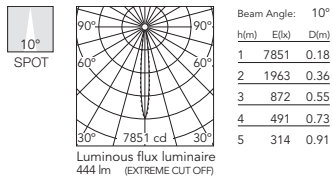

Beam Angle: 10°

h(m)	E(lx)	D(m)
1	7851	0.18
2	1963	0.36
3	872	0.55
4	491	0.73
5	314	0.91

Luminous flux luminaire 444 lm (EXTREME CUT OFF)

Optic Spot

E I **3000K**
03.8825.40A
03.8825.14A
E I Dali Version
03.8825.40ADA
03.8825.14ADA

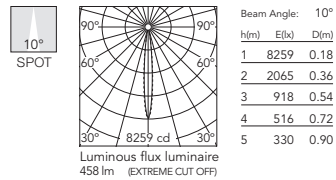

Beam Angle: 10°

h(m)	E(lx)	D(m)
1	8259	0.18
2	2065	0.36
3	918	0.54
4	516	0.72
5	330	0.90

Luminous flux luminaire 458 lm (EXTREME CUT OFF)

E I **3000K**
03.8824.40A
03.8824.14A
E I Dali Version
03.8824.40ADA
03.8824.14ADA

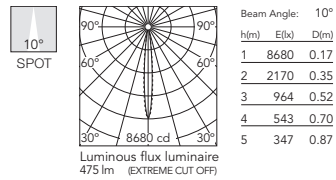

Beam Angle: 10°

h(m)	E(lx)	D(m)
1	8680	0.17
2	2170	0.35
3	964	0.52
4	543	0.70
5	347	0.87

Luminous flux luminaire 475 lm (EXTREME CUT OFF)

E I **3000K**
03.8826.40A
03.8826.14A
E I Dali Version
03.8826.40ADA
03.8826.14ADA

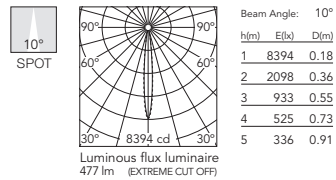

Beam Angle: 10°

h(m)	E(lx)	D(m)
1	8394	0.18
2	2098	0.36
3	933	0.55
4	525	0.73
5	336	0.91

Luminous flux luminaire 477 lm (EXTREME CUT OFF)

E I **3000**
03.8827.40A
03.8827.14A
E I Dali Version
03.8827.40ADA
03.8827.14ADA

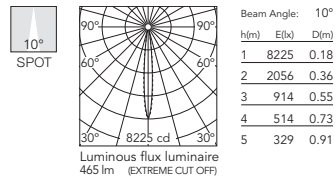

Beam Angle: 10°

h(m)	E(lx)	D(m)
1	8225	0.18
2	2056	0.36
3	914	0.55
4	514	0.73
5	329	0.91

Luminous flux luminaire 465 lm (EXTREME CUT OFF)

Optic Medium

E I **2700K**
03.9101.40A
03.9101.14A
E I Dali Version
03.9101.40ADA
03.9101.14ADA

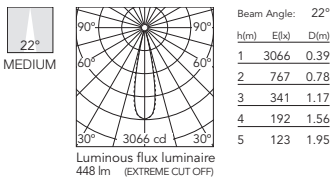

Beam Angle: 22°

h(m)	E(lx)	D(m)
1	3066	0.39
2	767	0.78
3	341	1.17
4	192	1.56
5	123	1.95

Luminous flux luminaire 448 lm (EXTREME CUT OFF)

E I **2700K**
03.9100.40A
03.9100.14A
E I Dali Version
03.9100.40ADA
03.9100.14ADA

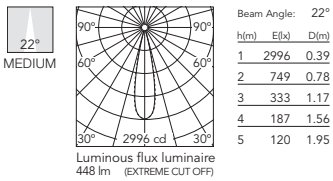

Beam Angle: 22°

h(m)	E(lx)	D(m)
1	2996	0.39
2	749	0.78
3	333	1.17
4	187	1.56
5	120	1.95

Luminous flux luminaire 448 lm (EXTREME CUT OFF)

E I **2700K**
03.9102.40A
03.9102.14A
E I Dali Version
03.9102.40ADA
03.9102.14ADA

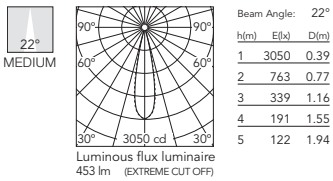

Beam Angle: 22°

h(m)	E(lx)	D(m)
1	3050	0.39
2	763	0.77
3	339	1.16
4	191	1.55
5	122	1.94

Luminous flux luminaire 453 lm (EXTREME CUT OFF)

E I **2700K**
03.9103.40A
03.9103.14A
E I Dali Version
03.9103.40ADA
03.9103.14ADA

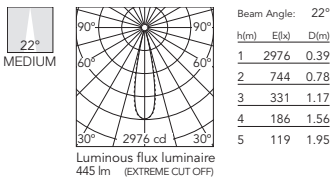

Beam Angle: 22°

h(m)	E(lx)	D(m)
1	2976	0.39
2	744	0.78
3	331	1.17
4	186	1.56
5	119	1.95

Luminous flux luminaire 445 lm (EXTREME CUT OFF)

Optic Medium

E I **3000K**
03.9111.40A
03.9111.14A
E I Dali Version
03.9111.40ADA
03.9111.14ADA

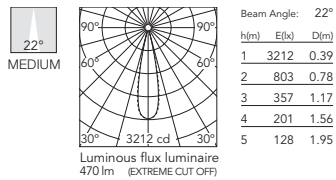

Beam Angle: 22°

h(m)	E(lx)	D(m)
1	3212	0.39
2	803	0.78
3	357	1.17
4	201	1.56
5	128	1.95

Luminous flux luminaire 470 lm (EXTREME CUT OFF)

E I **3000K**
03.9110.40A
03.9110.14A
E I Dali Version
03.9110.40ADA
03.9110.14ADA

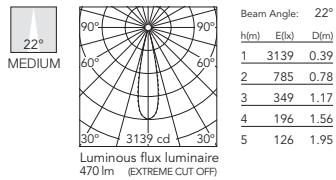

Beam Angle: 22°

h(m)	E(lx)	D(m)
1	3139	0.39
2	785	0.78
3	349	1.17
4	196	1.56
5	126	1.95

Luminous flux luminaire 470 lm (EXTREME CUT OFF)

E I **3000K**
03.9112.40A
03.9112.14A
E I Dali Version
03.9112.40ADA
03.9112.14ADA

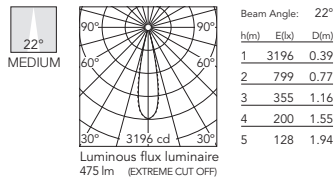

Beam Angle: 22°

h(m)	E(lx)	D(m)
1	3196	0.39
2	799	0.77
3	355	1.16
4	200	1.55
5	128	1.94

Luminous flux luminaire 475 lm (EXTREME CUT OFF)

E I **3000K**
03.9113.40A
03.9113.14A
E I Dali Version
03.9113.40ADA
03.9113.14ADA

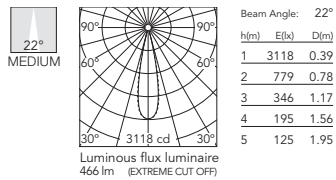

Beam Angle: 22°

h(m)	E(lx)	D(m)
1	3118	0.39
2	779	0.78
3	346	1.17
4	195	1.56
5	125	1.95

Luminous flux luminaire 466 lm (EXTREME CUT OFF)

Optic Flood

E I **2700K**
03.9106.40A
03.9106.14A
E I Dali Version
03.9106.40ADA
03.9106.14ADA



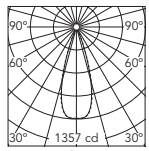

Luminous flux luminaire
434 lm (EXTREME CUT OFF)

Beam Angle: 33°

h(m)	E(lx)	D(m)
1	1357	0.60
2	339	1.19
3	151	1.79
4	85	2.39
5	54	2.99

E I **2700K**
03.9105.40A
03.9105.14A
E I Dali Version
03.9105.40ADA
03.9105.14ADA



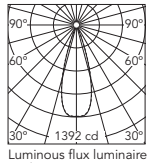

Luminous flux luminaire
447 lm (EXTREME CUT OFF)

Beam Angle: 33°

h(m)	E(lx)	D(m)
1	1392	0.59
2	348	1.18
3	155	1.78
4	87	2.37
5	56	2.96

E I **2700K**
03.9107.40A
03.9107.14A
E I Dali Version
03.9107.40ADA
03.9107.14ADA



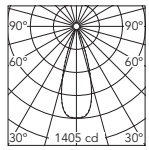

Luminous flux luminaire
454 lm (EXTREME CUT OFF)

Beam Angle: 33°

h(m)	E(lx)	D(m)
1	1405	0.60
2	351	1.19
3	156	1.79
4	88	2.38
5	56	2.98

E I **2700K**
03.9108.40A
03.9108.14A
E I Dali Version
03.9108.40ADA
03.9108.14ADA



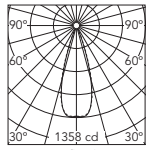

Luminous flux luminaire
441 lm (EXTREME CUT OFF)

Beam Angle: 33°

h(m)	E(lx)	D(m)
1	1358	0.60
2	340	1.20
3	151	1.79
4	85	2.39
5	54	2.99

Optic Flood

E I **3000K**
03.9116.40A
03.9116.14A
E I Dali Version
03.9116.40ADA
03.9116.14ADA



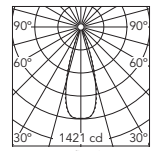

Luminous flux luminaire
455 lm (EXTREME CUT OFF)

Beam Angle: 33°

h(m)	E(lx)	D(m)
1	1421	0.60
2	355	1.19
3	158	1.79
4	89	2.39
5	57	2.99

E I **3000K**
03.9115.40A
03.9115.14A
E I Dali Version
03.9115.40ADA
03.9115.14ADA



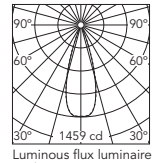

Luminous flux luminaire
468 lm (EXTREME CUT OFF)

Beam Angle: 33°

h(m)	E(lx)	D(m)
1	1459	0.59
2	365	1.18
3	162	1.78
4	91	2.37
5	58	2.96

E I **3000K**
03.9117.40A
03.9117.14A
E I Dali Version
03.9117.40ADA
03.9117.14ADA



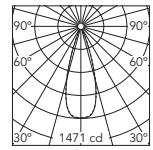

Luminous flux luminaire
475 lm (EXTREME CUT OFF)

Beam Angle: 33°

h(m)	E(lx)	D(m)
1	1471	0.60
2	368	1.19
3	163	1.79
4	92	2.38
5	59	2.98

E I **3000K**
03.9118.40A
03.9118.14A
E I Dali Version
03.9118.40ADA
03.9118.14ADA



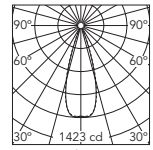

Luminous flux luminaire
462 lm (EXTREME CUT OFF)

Beam Angle: 33°

h(m)	E(lx)	D(m)
1	1423	0.60
2	356	1.20
3	158	1.79
4	89	2.39
5	57	2.99

Optic Wide Flood

E I **2700K**
03.8301.40A
03.8301.14A
E I Dali Version
03.8301.40ADA
03.8301.14ADA



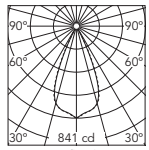

Luminous flux luminaire
443 lm (EXTREME CUT OFF)

Beam Angle: 46°

h(m)	E(lx)	D(m)
1	841	0.84
2	210	1.69
3	93	2.53
4	53	3.38
5	34	4.22

E I **2700K**
03.8300.40A
03.8300.14A
E I Dali Version
03.8300.40ADA
03.8300.14ADA



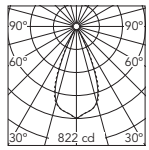

Luminous flux luminaire
441 lm (EXTREME CUT OFF)

Beam Angle: 45°

h(m)	E(lx)	D(m)
1	822	0.83
2	205	1.67
3	91	2.50
4	51	3.34
5	33	4.17

E I **2700K**
03.8302.40A
03.8302.14A
E I Dali Version
03.8302.40ADA
03.8302.14ADA



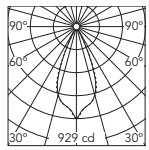

Luminous flux luminaire
446 lm (EXTREME CUT OFF)

Beam Angle: 44°

h(m)	E(lx)	D(m)
1	929	0.80
2	232	1.60
3	103	2.40
4	58	3.19
5	37	3.99

E I **2700K**
03.8303.40A
03.8303.14A
E I Dali Version
03.8303.40ADA
03.8303.14ADA



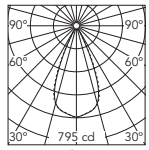

Luminous flux luminaire
432 lm (EXTREME CUT OFF)

Beam Angle: 46°

h(m)	E(lx)	D(m)
1	795	0.84
2	199	1.69
3	88	2.53
4	50	3.38
5	32	4.22

Optic Wide Flood

E I **3000K**
03.8305.40A
03.8305.14A
E I Dali Version
03.8305.40ADA
03.8305.14ADA



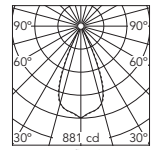

Luminous flux luminaire
464 lm (EXTREME CUT OFF)

Beam Angle: 46°

h(m)	E(lx)	D(m)
1	881	0.84
2	220	1.69
3	98	2.53
4	55	3.38
5	35	4.22

E I **3000K**
03.8304.40A
03.8304.14A
E I Dali Version
03.8304.40ADA
03.8304.14ADA



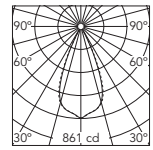

Luminous flux luminaire
462 lm (EXTREME CUT OFF)

Beam Angle: 45°

h(m)	E(lx)	D(m)
1	861	0.83
2	215	1.67
3	96	2.50
4	54	3.34
5	34	4.17

E I **3000K**
03.8306.40A
03.8306.14A
E I Dali Version
03.8306.40ADA
03.8306.14ADA



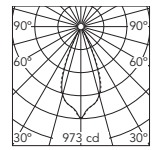

Luminous flux luminaire
467 lm (EXTREME CUT OFF)

Beam Angle: 44°

h(m)	E(lx)	D(m)
1	973	0.80
2	243	1.60
3	108	2.40
4	61	3.19
5	39	3.99

E I **3000K**
03.8307.40A
03.8307.14A
E I Dali Version
03.8307.40ADA
03.8307.14ADA



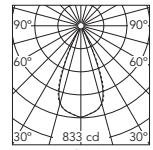

Luminous flux luminaire
452 lm (EXTREME CUT OFF)

Beam Angle: 46°

h(m)	E(lx)	D(m)
1	833	0.84
2	208	1.69
3	93	2.53
4	52	3.38
5	33	4.22

Light Shadow Fixed Trim 4 Spots

Light Source: Power LED 10,8W - 1080 lm - 2700K/CRI 90 / 10,8W - 1140lm - 3000K/CRI 90



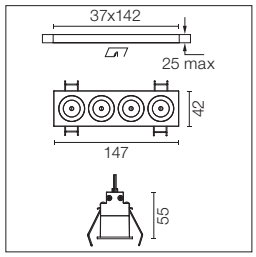

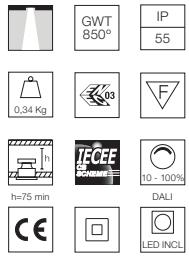

Leuchte für Unterputzmontage mit 4 LED-Lichtquellen. Externes Netzgerät eingeschlossen (220-240V).
Vorinstallationsrahmen nicht erforderlich.

E= Außenfarbe
I= Innenfarbe

Recessed integrated luminaire with 4 LED lighting spots. Remote power supply included (220-240V).
Pre-installation frame not required.

E= External Finish
I= Internal Finish

Optic Spot

E I **2700K**
03.8829.40A
03.8829.14A
E I Dali Version
03.8829.40ADA
03.8829.14ADA

10° SPOT

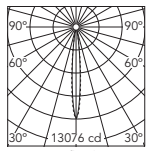

Luminous flux luminaire
724 lm (EXTREME CUT OFF)

Beam Angle: 10°

h(m)	E(lx)	D(m)
1	13076	0.18
2	3269	0.36
3	1453	0.54
4	817	0.72
5	523	0.90

E I **2700K**
03.8828.40A
03.8828.14A
E I Dali Version
03.8828.40ADA
03.8828.14ADA

10° SPOT

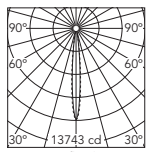

Luminous flux luminaire
751 lm (EXTREME CUT OFF)

Beam Angle: 10°

h(m)	E(lx)	D(m)
1	13743	0.17
2	3436	0.35
3	1527	0.52
4	859	0.70
5	550	0.87

E I **2700K**
03.8830.40A
03.8830.14A
E I Dali Version
03.8830.40ADA
03.8830.14ADA

10° SPOT

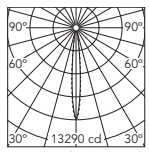

Luminous flux luminaire
754 lm (EXTREME CUT OFF)

Beam Angle: 10°

h(m)	E(lx)	D(m)
1	13290	0.18
2	3322	0.36
3	1477	0.55
4	831	0.73
5	532	0.91

E I **2700K**
03.8831.40A
03.8831.14A
E I Dali Version
03.8831.40ADA
03.8831.14ADA

10° SPOT

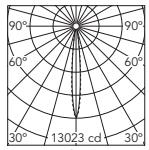

Luminous flux luminaire
736 lm (EXTREME CUT OFF)

Beam Angle: 10°

h(m)	E(lx)	D(m)
1	13023	0.18
2	3256	0.36
3	1447	0.55
4	814	0.73
5	521	0.91

Optic Spot

E I **3000K**
03.8833.40A
03.8833.14A
E I Dali Version
03.8833.40ADA
03.8833.14ADA

10° SPOT

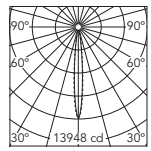

Luminous flux luminaire
773 lm (EXTREME CUT OFF)

Beam Angle: 10°

h(m)	E(lx)	D(m)
1	13948	0.18
2	3487	0.36
3	1550	0.54
4	872	0.72
5	558	0.90

E I **3000K**
03.8832.40A
03.8832.14A
E I Dali Version
03.8832.40ADA
03.8832.14ADA

10° SPOT

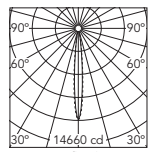

Luminous flux luminaire
801 lm (EXTREME CUT OFF)

Beam Angle: 10°

h(m)	E(lx)	D(m)
1	14660	0.17
2	3665	0.35
3	1629	0.52
4	916	0.70
5	586	0.87

E I **3000K**
03.8834.40A
03.8834.14A
E I Dali Version
03.8834.40ADA
03.8834.14ADA

10° SPOT

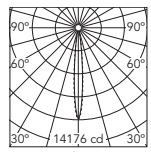

Luminous flux luminaire
805 lm (EXTREME CUT OFF)

Beam Angle: 10°

h(m)	E(lx)	D(m)
1	14176	0.18
2	3544	0.36
3	1575	0.55
4	886	0.73
5	567	0.91

E I **3000K**
03.8835.40A
03.8835.14A
E I Dali Version
03.8835.40ADA
03.8835.14ADA

10° SPOT

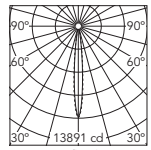

Luminous flux luminaire
785 lm (EXTREME CUT OFF)

Beam Angle: 10°

h(m)	E(lx)	D(m)
1	13891	0.18
2	3473	0.36
3	1543	0.55
4	868	0.73
5	556	0.91

Optic Medium

E I **2700K**
03.9121.40A
03.9121.14A
E I Dali Version
03.9121.40ADA
03.9121.14ADA

22° MEDIUM

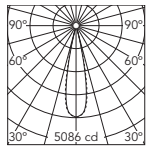

Luminous flux luminaire
744 lm (EXTREME CUT OFF)

Beam Angle: 22°

h(m)	E(lx)	D(m)
1	5086	0.39
2	1272	0.78
3	565	1.17
4	318	1.56
5	203	1.95

E I **2700K**
03.9120.40A
03.9120.14A
E I Dali Version
03.9120.40ADA
03.9120.14ADA

22° MEDIUM

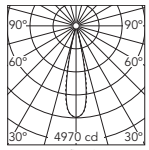

Luminous flux luminaire
744 lm (EXTREME CUT OFF)

Beam Angle: 22°

h(m)	E(lx)	D(m)
1	4970	0.39
2	1243	0.78
3	552	1.17
4	311	1.56
5	199	1.95

E I **2700K**
03.9122.40A
03.9122.14A
E I Dali Version
03.9122.40ADA
03.9122.14ADA

22° MEDIUM

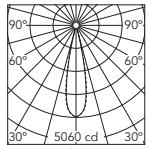

Luminous flux luminaire
752 lm (EXTREME CUT OFF)

Beam Angle: 22°

h(m)	E(lx)	D(m)
1	5060	0.39
2	1265	0.77
3	562	1.16
4	316	1.55
5	202	1.94

E I **2700K**
03.9123.40A
03.9123.14A
E I Dali Version
03.9123.40ADA
03.9123.14ADA

22° MEDIUM

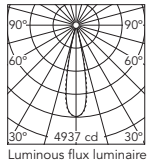

Luminous flux luminaire
738 lm (EXTREME CUT OFF)

Beam Angle: 22°

h(m)	E(lx)	D(m)
1	4937	0.39
2	1234	0.78
3	549	1.17
4	309	1.56
5	197	1.95

Optic Medium

E I **3000K**
03.9131.40A
03.9131.14A
E I Dali Version
03.9131.40ADA
03.9131.14ADA

22° MEDIUM

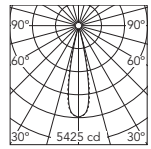

Luminous flux luminaire
793 lm (EXTREME CUT OFF)

Beam Angle: 22°

h(m)	E(lx)	D(m)
1	5425	0.39
2	1356	0.78
3	603	1.17
4	339	1.56
5	217	1.95

E I **3000K**
03.9130.40A
03.9130.14A
E I Dali Version
03.9130.40ADA
03.9130.14ADA

22° MEDIUM

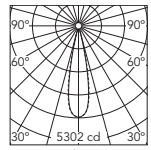

Luminous flux luminaire
793 lm (EXTREME CUT OFF)

Beam Angle: 22°

h(m)	E(lx)	D(m)
1	5302	0.39
2	1325	0.78
3	589	1.17
4	331	1.56
5	212	1.95

E I **3000K**
03.9132.40A
03.9132.14A
E I Dali Version
03.9132.40ADA
03.9132.14ADA

22° MEDIUM

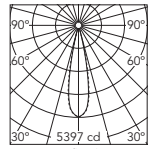

Luminous flux luminaire
802 lm (EXTREME CUT OFF)

Beam Angle: 22°

h(m)	E(lx)	D(m)
1	5397	0.39
2	1349	0.77
3	600	1.16
4	337	1.55
5	216	1.94

E I **3000K**
03.9133.40A
03.9133.14A
E I Dali Version
03.9133.40ADA
03.9133.14ADA

22° MEDIUM

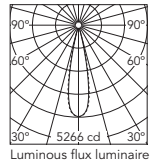

Luminous flux luminaire
788 lm (EXTREME CUT OFF)

Beam Angle: 22°

h(m)	E(lx)	D(m)
1	5266	0.39
2	1316	0.78
3	585	1.17
4	329	1.56
5	211	1.95

Optic Flood

E I **2700K**
03.9126.40A
03.9126.14A
E I Dali Version
03.9126.40ADA
03.9126.14ADA

33° FLOOD

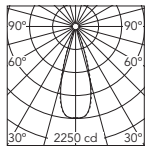

Luminous flux luminaire
720 lm (EXTREME CUT OFF)

Beam Angle: 33°

h(m)	E(lx)	D(m)
1	2250	0.60
2	563	1.19
3	250	1.79
4	141	2.39
5	90	2.99

E I **2700K**
03.9125.40A
03.9125.14A
E I Dali Version
03.9125.40ADA
03.9125.14ADA

33° FLOOD

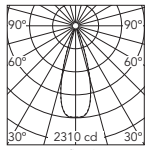

Luminous flux luminaire
741 lm (EXTREME CUT OFF)

Beam Angle: 33°

h(m)	E(lx)	D(m)
1	2310	0.59
2	577	1.18
3	257	1.78
4	144	2.37
5	92	2.96

E I **2700K**
03.9127.40A
03.9127.14A
E I Dali Version
03.9127.40ADA
03.9127.14ADA

33° FLOOD

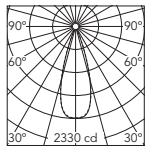

Luminous flux luminaire
752 lm (EXTREME CUT OFF)

Beam Angle: 33°

h(m)	E(lx)	D(m)
1	2330	0.60
2	582	1.19
3	259	1.79
4	146	2.38
5	93	2.98

E I **2700K**
03.9128.40A
03.9128.14A
E I Dali Version
03.9128.40ADA
03.9128.14ADA

33° FLOOD

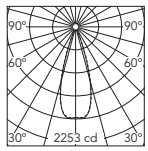

Luminous flux luminaire
732 lm (EXTREME CUT OFF)

Beam Angle: 33°

h(m)	E(lx)	D(m)
1	2253	0.60
2	563	1.20
3	250	1.79
4	141	2.39
5	90	2.99

Optic Flood

E I **3000K**
03.9136.40A
03.9136.14A
E I Dali Version
03.9136.40ADA
03.9136.14ADA

33° FLOOD

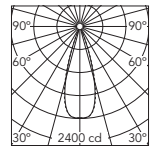

Luminous flux luminaire
768 lm (EXTREME CUT OFF)

Beam Angle: 33°

h(m)	E(lx)	D(m)
1	2400	0.60
2	600	1.19
3	267	1.79
4	150	2.39
5	96	2.99

E I **3000K**
03.9135.40A
03.9135.14A
E I Dali Version
03.9135.40ADA
03.9135.14ADA

33° FLOOD

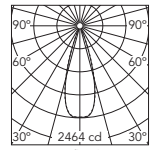

Luminous flux luminaire
790 lm (EXTREME CUT OFF)

Beam Angle: 33°

h(m)	E(lx)	D(m)
1	2464	0.59
2	616	1.18
3	274	1.78
4	154	2.37
5	99	2.96

E I **3000K**
03.9137.40A
03.9137.14A
E I Dali Version
03.9137.40ADA
03.9137.14ADA

33° FLOOD

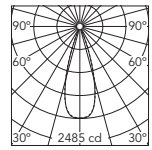

Luminous flux luminaire
803 lm (EXTREME CUT OFF)

Beam Angle: 33°

h(m)	E(lx)	D(m)
1	2485	0.60
2	621	1.19
3	276	1.79
4	155	2.38
5	99	2.98

E I **3000K**
03.9138.40A
03.9138.14A
E I Dali Version
03.9138.40ADA
03.9138.14ADA

33° FLOOD

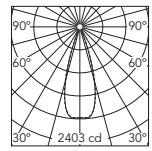

Luminous flux luminaire
781 lm (EXTREME CUT OFF)

Beam Angle: 33°

h(m)	E(lx)	D(m)
1	2403	0.60
2	601	1.20
3	267	1.79
4	150	2.39
5	96	2.99

Optic Wide Flood

E I **2700K**
03.8309.40A
03.8309.14A
E I Dali Version
03.8309.40ADA
03.8309.14ADA

46° WIDE FLOOD

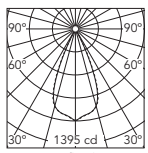

Luminous flux luminaire
735 lm (EXTREME CUT OFF)

Beam Angle: 46°

h(m)	E(lx)	D(m)
1	1395	0.84
2	349	1.69
3	155	2.53
4	87	3.38
5	56	4.22

E I **2700K**
03.8308.40A
03.8308.14A
E I Dali Version
03.8308.40ADA
03.8308.14ADA

45° WIDE FLOOD

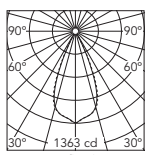

Luminous flux luminaire
731 lm (EXTREME CUT OFF)

Beam Angle: 45°

h(m)	E(lx)	D(m)
1	1363	0.83
2	341	1.67
3	151	2.50
4	85	3.34
5	55	4.17

E I **2700K**
03.8310.40A
03.8310.14A
E I Dali Version
03.8310.40ADA
03.8310.14ADA

44° WIDE FLOOD

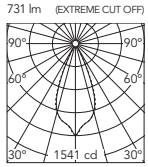

Luminous flux luminaire
739 lm (EXTREME CUT OFF)

Beam Angle: 44°

h(m)	E(lx)	D(m)
1	1541	0.80
2	385	1.60
3	171	2.40
4	96	3.19
5	62	3.99

E I **2700K**
03.8311.40A
03.8311.14A
E I Dali Version
03.8311.40ADA
03.8311.14ADA

46° WIDE FLOOD

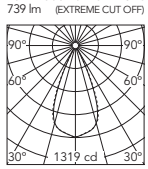

Luminous flux luminaire
716 lm (EXTREME CUT OFF)

Beam Angle: 46°

h(m)	E(lx)	D(m)
1	1319	0.84
2	330	1.69
3	147	2.53
4	82	3.38
5	53	4.22

Optic Wide Flood

E I **3000K**
03.8313.40A
03.8313.14A
E I Dali Version
03.8313.40ADA
03.8313.14ADA

46° WIDE FLOOD

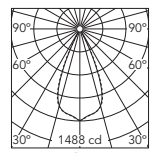

Luminous flux luminaire
784 lm (EXTREME CUT OFF)

Beam Angle: 46°

h(m)	E(lx)	D(m)
1	1488	0.84
2	372	1.69
3	165	2.53
4	93	3.38
5	60	4.22

E I **3000K**
03.8312.40A
03.8312.14A
E I Dali Version
03.8312.40ADA
03.8312.14ADA

45° WIDE FLOOD

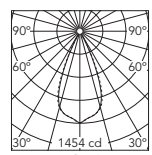

Luminous flux luminaire
780 lm (EXTREME CUT OFF)

Beam Angle: 45°

h(m)	E(lx)	D(m)
1	1454	0.83
2	363	1.67
3	162	2.50
4	91	3.34
5	58	4.17

E I **3000K**
03.8314.40A
03.8314.14A
E I Dali Version
03.8314.40ADA
03.8314.14ADA

44° WIDE FLOOD

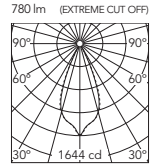

Luminous flux luminaire
789 lm (EXTREME CUT OFF)

Beam Angle: 44°

h(m)	E(lx)	D(m)
1	1644	0.80
2	411	1.60
3	183	2.40
4	103	3.19
5	66	3.99

E I **3000K**
03.8315.40A
03.8315.14A
E I Dali Version
03.8315.40ADA
03.8315.14ADA

46° WIDE FLOOD

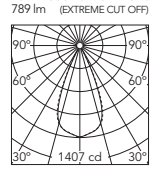

Luminous flux luminaire
764 lm (EXTREME CUT OFF)

Beam Angle: 46°

h(m)	E(lx)	D(m)
1	1407	0.84
2	352	1.69
3	156	2.53
4	88	3.38
5	56	4.22

Light Shadow Fixed Trim 8 Spots

Light Source: Power LED 21,6W - 2160 lm - 2700K/CRI 90 / 21,6W - 2280 lm - 3000K/CRI 90



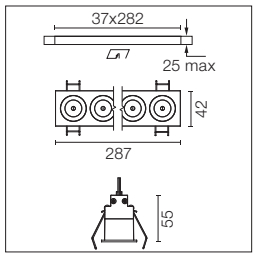

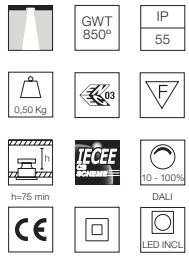

Leuchte für Unterputzmontage mit 8 LED-Lichtquellen. Externes Netzgerät eingeschlossen (220-240V).
Vorinstallationsrahmen nicht erforderlich.

E= Außenfarbe
I= Innenfarbe

Recessed integrated luminaire with 8 LED lighting spots. Remote power supply included (220-240V).
Pre-installation frame not required.

E= External Finish
I= Internal Finish

Optic Spot

E I **2700K**
03.8837.40A
03.8837.14A
E I Dali Version
03.8837.40ADA
03.8837.14ADA

10° SPOT

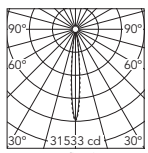

Luminous flux luminaire
1747 lm (EXTREME CUT OFF)

Beam Angle: 10°

h(m)	E(lx)	D(m)
1	31533	0.18
2	7883	0.36
3	3504	0.54
4	1971	0.72
5	1261	0.90

E I **2700K**
03.8836.40A
03.8836.14A
E I Dali Version
03.8836.40ADA
03.8836.14ADA

10° SPOT

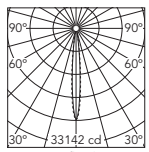

Luminous flux luminaire
1812 lm (EXTREME CUT OFF)

Beam Angle: 10°

h(m)	E(lx)	D(m)
1	33142	0.17
2	8285	0.35
3	3682	0.52
4	2071	0.70
5	1326	0.87

E I **2700K**
03.8838.40A
03.8838.14A
E I Dali Version
03.8838.40ADA
03.8838.14ADA

10° SPOT



Luminous flux luminaire
1819 lm (EXTREME CUT OFF)

Beam Angle: 10°

h(m)	E(lx)	D(m)
1	32048	0.18
2	8012	0.36
3	3561	0.55
4	2003	0.73
5	1282	0.91

E I **2700K**
03.8839.40A
03.8839.14A
E I Dali Version
03.8839.40ADA
03.8839.14ADA

10° SPOT

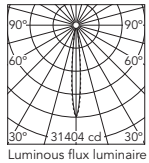

Luminous flux luminaire
1774 lm (EXTREME CUT OFF)

Beam Angle: 10°

h(m)	E(lx)	D(m)
1	31404	0.18
2	7851	0.36
3	3489	0.55
4	1963	0.73
5	1256	0.91

Optic Medium

E I **2700K**
03.9141.40A
03.9141.14A
E I Dali Version
03.9141.40ADA
03.9141.14ADA

22° MEDIUM

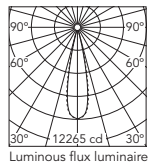

Luminous flux luminaire
1794 lm (EXTREME CUT OFF)

Beam Angle: 22°

h(m)	E(lx)	D(m)
1	12265	0.39
2	3066	0.78
3	1363	1.17
4	767	1.56
5	491	1.95

E I **2700K**
03.9140.40A
03.9140.14A
E I Dali Version
03.9140.40ADA
03.9140.14ADA

22° MEDIUM

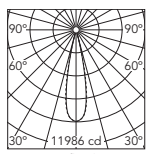

Luminous flux luminaire
1793 lm (EXTREME CUT OFF)

Beam Angle: 22°

h(m)	E(lx)	D(m)
1	11986	0.39
2	2996	0.78
3	1332	1.17
4	749	1.56
5	479	1.95

E I **2700K**
03.9142.40A
03.9142.14A
E I Dali Version
03.9142.40ADA
03.9142.14ADA

22° MEDIUM

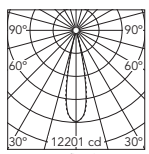

Luminous flux luminaire
1813 lm (EXTREME CUT OFF)

Beam Angle: 22°

h(m)	E(lx)	D(m)
1	12201	0.39
2	3050	0.77
3	1356	1.16
4	763	1.55
5	488	1.94

E I **2700K**
03.9143.40A
03.9143.14A
E I Dali Version
03.9143.40ADA
03.9143.14ADA

22° MEDIUM

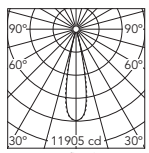

Luminous flux luminaire
1781 lm (EXTREME CUT OFF)

Beam Angle: 22°

h(m)	E(lx)	D(m)
1	11905	0.39
2	2976	0.78
3	1323	1.17
4	744	1.56
5	476	1.95

Optic Spot

E I **3000K**
03.8841.40A
03.8841.14A
E I Dali Version
03.8841.40ADA
03.8841.14ADA

10° SPOT

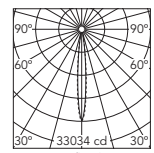

Luminous flux luminaire
1830 lm (EXTREME CUT OFF)

Beam Angle: 10°

h(m)	E(lx)	D(m)
1	33034	0.18
2	8259	0.36
3	3670	0.54
4	2065	0.72
5	1321	0.90

E I **3000K**
03.8840.40A
03.8840.14A
E I Dali Version
03.8840.40ADA
03.8840.14ADA

10° SPOT

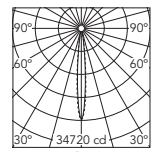

Luminous flux luminaire
1898 lm (EXTREME CUT OFF)

Beam Angle: 10°

h(m)	E(lx)	D(m)
1	34720	0.17
2	8680	0.35
3	3858	0.52
4	2170	0.70
5	1389	0.87

E I **3000K**
03.8842.40A
03.8842.14A
E I Dali Version
03.8842.40ADA
03.8842.14ADA

10° SPOT

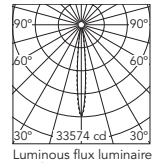

Luminous flux luminaire
1906 lm (EXTREME CUT OFF)

Beam Angle: 10°

h(m)	E(lx)	D(m)
1	33574	0.18
2	8394	0.36
3	3730	0.55
4	2098	0.73
5	1343	0.91

E I **3000K**
03.8843.40A
03.8843.14A
E I Dali Version
03.8843.40ADA
03.8843.14ADA

10° SPOT

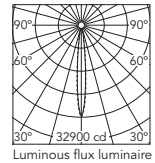

Luminous flux luminaire
1859 lm (EXTREME CUT OFF)

Beam Angle: 10°

h(m)	E(lx)	D(m)
1	32900	0.18
2	8225	0.36
3	3656	0.55
4	2056	0.73
5	1316	0.91

Optic Medium

E I **3000K**
03.9151.40A
03.9151.14A
E I Dali Version
03.9151.40ADA
03.9151.14ADA

22° MEDIUM

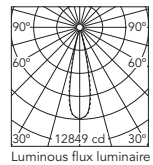

Luminous flux luminaire
1879 lm (EXTREME CUT OFF)

Beam Angle: 22°

h(m)	E(lx)	D(m)
1	12849	0.39
2	3212	0.78
3	1428	1.17
4	803	1.56
5	514	1.95

E I **3000K**
03.9150.40A
03.9150.14A
E I Dali Version
03.9150.40ADA
03.9150.14ADA

22° MEDIUM

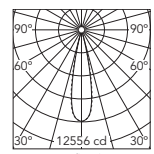

Luminous flux luminaire
1878 lm (EXTREME CUT OFF)

Beam Angle: 22°

h(m)	E(lx)	D(m)
1	12556	0.39
2	3139	0.78
3	1395	1.17
4	785	1.56
5	502	1.95

E I **3000K**
03.9152.40A
03.9152.14A
E I Dali Version
03.9152.40ADA
03.9152.14ADA

22° MEDIUM

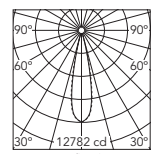

Luminous flux luminaire
1900 lm (EXTREME CUT OFF)

Beam Angle: 22°

h(m)	E(lx)	D(m)
1	12782	0.39
2	3196	0.77
3	1420	1.16
4	799	1.55
5	511	1.94

E I **3000K**
03.9153.40A
03.9153.14A
E I Dali Version
03.9153.40ADA
03.9153.14ADA

22° MEDIUM

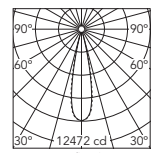

Luminous flux luminaire
1866 lm (EXTREME CUT OFF)

Beam Angle: 22°

h(m)	E(lx)	D(m)
1	12472	0.39
2	3118	0.78
3	1386	1.17
4	779	1.56
5	499	1.95

Optic Flood

E I **2700K**
03.9146.40A
03.9146.14A
E I Dali Version
03.9146.40ADA
03.9146.14ADA

33° FLOOD

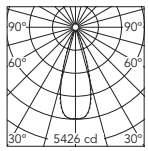

Luminous flux luminaire
1735 lm (EXTREME CUT OFF)

Beam Angle: 33°

h(m)	E(lx)	D(m)
1	5426	0.60
2	1357	1.19
3	603	1.79
4	339	2.39
5	217	2.99

E I **2700K**
03.9145.40A
03.9145.14A
E I Dali Version
03.9145.40ADA
03.9145.14ADA

33° FLOOD

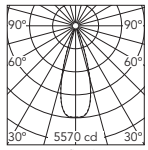

Luminous flux luminaire
1787 lm (EXTREME CUT OFF)

Beam Angle: 33°

h(m)	E(lx)	D(m)
1	5570	0.59
2	1392	1.18
3	619	1.78
4	348	2.37
5	223	2.96

E I **2700K**
03.9147.40A
03.9147.14A
E I Dali Version
03.9147.40ADA
03.9147.14ADA

33° FLOOD

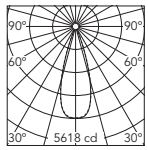

Luminous flux luminaire
1814 lm (EXTREME CUT OFF)

Beam Angle: 33°

h(m)	E(lx)	D(m)
1	5618	0.60
2	1405	1.19
3	624	1.79
4	351	2.38
5	225	2.98

E I **2700K**
03.9148.40A
03.9148.14A
E I Dali Version
03.9148.40ADA
03.9148.14ADA

33° FLOOD

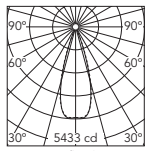

Luminous flux luminaire
1765 lm (EXTREME CUT OFF)

Beam Angle: 33°

h(m)	E(lx)	D(m)
1	5433	0.60
2	1358	1.20
3	604	1.79
4	340	2.39
5	217	2.99

Optic Flood

E I **3000K**
03.9156.40A
03.9156.14A
E I Dali Version
03.9156.40ADA
03.9156.14ADA

33° FLOOD

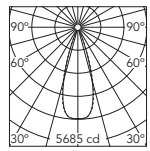

Luminous flux luminaire
1818 lm (EXTREME CUT OFF)

Beam Angle: 33°

h(m)	E(lx)	D(m)
1	5685	0.60
2	1421	1.19
3	632	1.79
4	355	2.39
5	227	2.99

E I **3000K**
03.9155.40A
03.9155.14A
E I Dali Version
03.9155.40ADA
03.9155.14ADA

33° FLOOD

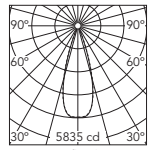

Luminous flux luminaire
1872 lm (EXTREME CUT OFF)

Beam Angle: 33°

h(m)	E(lx)	D(m)
1	5835	0.59
2	1459	1.18
3	648	1.78
4	365	2.37
5	233	2.96

E I **3000K**
03.9157.40A
03.9157.14A
E I Dali Version
03.9157.40ADA
03.9157.14ADA

33° FLOOD

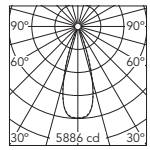

Luminous flux luminaire
1901 lm (EXTREME CUT OFF)

Beam Angle: 33°

h(m)	E(lx)	D(m)
1	5886	0.60
2	1472	1.19
3	654	1.79
4	368	2.38
5	235	2.98

E I **3000K**
03.9158.40A
03.9158.14A
E I Dali Version
03.9158.40ADA
03.9158.14ADA

33° FLOOD

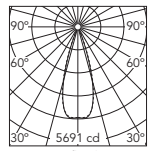

Luminous flux luminaire
1850 lm (EXTREME CUT OFF)

Beam Angle: 33°

h(m)	E(lx)	D(m)
1	5691	0.60
2	1423	1.20
3	632	1.79
4	356	2.39
5	228	2.99

Optic Wide Flood

E I **2700K**
03.8317.40A
03.8317.14A
E I Dali Version
03.8317.40ADA
03.8317.14ADA

46° WIDE FLOOD

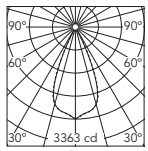

Luminous flux luminaire
1773 lm (EXTREME CUT OFF)

Beam Angle: 46°

h(m)	E(lx)	D(m)
1	3363	0.84
2	841	1.69
3	374	2.53
4	210	3.38
5	135	4.22

E I **2700K**
03.8316.40A
03.8316.14A
E I Dali Version
03.8316.40ADA
03.8316.14ADA

45° WIDE FLOOD

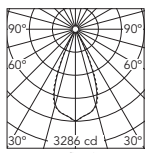

Luminous flux luminaire
1763 lm (EXTREME CUT OFF)

Beam Angle: 45°

h(m)	E(lx)	D(m)
1	3286	0.83
2	822	1.67
3	365	2.50
4	205	3.34
5	131	4.17

E I **2700K**
03.8318.40A
03.8318.14A
E I Dali Version
03.8318.40ADA
03.8318.14ADA

44° WIDE FLOOD

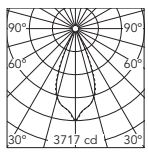

Luminous flux luminaire
1783 lm (EXTREME CUT OFF)

Beam Angle: 44°

h(m)	E(lx)	D(m)
1	3717	0.80
2	929	1.60
3	413	2.40
4	232	3.19
5	149	3.99

E I **2700K**
03.8319.40A
03.8319.14A
E I Dali Version
03.8319.40ADA
03.8319.14ADA

46° WIDE FLOOD

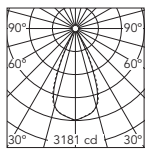

Luminous flux luminaire
1727 lm (EXTREME CUT OFF)

Beam Angle: 46°

h(m)	E(lx)	D(m)
1	3181	0.84
2	795	1.69
3	353	2.53
4	199	3.38
5	127	4.22

Optic Wide Flood

E I **3000K**
03.8321.40A
03.8321.14A
E I Dali Version
03.8321.40ADA
03.8321.14ADA

46° WIDE FLOOD

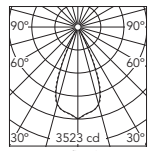

Luminous flux luminaire
1858 lm (EXTREME CUT OFF)

Beam Angle: 46°

h(m)	E(lx)	D(m)
1	3523	0.84
2	881	1.69
3	391	2.53
4	220	3.38
5	141	4.22

E I **3000K**
03.8320.40A
03.8320.14A
E I Dali Version
03.8320.40ADA
03.8320.14ADA

45° WIDE FLOOD

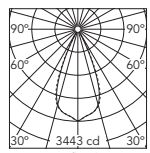

Luminous flux luminaire
1847 lm (EXTREME CUT OFF)

Beam Angle: 45°

h(m)	E(lx)	D(m)
1	3443	0.83
2	861	1.67
3	383	2.50
4	215	3.34
5	138	4.17

E I **3000K**
03.8322.40A
03.8322.14A
E I Dali Version
03.8322.40ADA
03.8322.14ADA

44° WIDE FLOOD

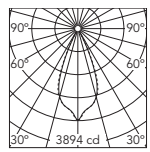

Luminous flux luminaire
1868 lm (EXTREME CUT OFF)

Beam Angle: 44°

h(m)	E(lx)	D(m)
1	3894	0.80
2	973	1.60
3	433	2.40
4	243	3.19
5	156	3.99

E I **3000K**
03.8323.40A
03.8323.14A
E I Dali Version
03.8323.40ADA
03.8323.14ADA

46° WIDE FLOOD

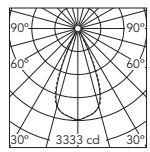

Luminous flux luminaire
1809 lm (EXTREME CUT OFF)

Beam Angle: 46°

h(m)	E(lx)	D(m)
1	3333	0.84
2	833	1.69
3	370	2.53
4	208	3.38
5	133	4.22

Light Shadow Fixed Trim 12 Spots

Light Source: Power LED 32,4W - 3240 lm - 2700K/CRI 90 / 32,4W - 3420 lm - 3000K/CRI 90



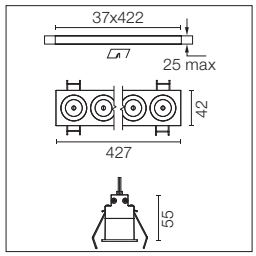

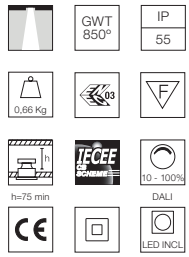

Leuchte für Unterputzmontage mit 12 LED-Lichtquellen. Externes Netzgerät eingeschlossen (220-240V).
Vorinstallationsrahmen nicht erforderlich.

E= Außenfarbe
I= Innenfarbe

Recessed integrated luminaire with 12 LED lighting spots. Remote power supply included (220-240V). Pre-installation frame not required.

E= External Finish
I= Internal Finish

Optic Spot

E I **2700K**
03.8845.40A
03.8845.14A
E I Dali & Push Version
03.8845.40ADA
03.8845.14ADA

10° SPOT

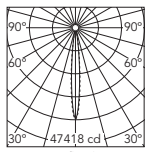

Luminous flux luminaire 2627 lm (EXTREME CUT OFF)

Beam Angle: 10°

h(m)	E(lx)	D(m)
1	47418	0.18
2	11854	0.36
3	5269	0.54
4	2964	0.72
5	1897	0.90

E I **2700K**
03.8844.40A
03.8844.14A
E I Dali & Push Version
03.8844.40ADA
03.8844.14ADA

10° SPOT

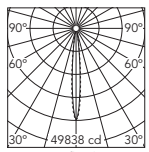

Luminous flux luminaire 2724 lm (EXTREME CUT OFF)

Beam Angle: 10°

h(m)	E(lx)	D(m)
1	49838	0.17
2	12459	0.35
3	5538	0.52
4	3115	0.70
5	1994	0.87

E I **2700K**
03.8846.40A
03.8846.14A
E I Dali & Push Version
03.8846.40ADA
03.8846.14ADA

10° SPOT

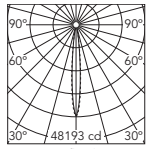

Luminous flux luminaire 2736 lm (EXTREME CUT OFF)

Beam Angle: 10°

h(m)	E(lx)	D(m)
1	48193	0.18
2	12048	0.36
3	5355	0.55
4	3012	0.73
5	1928	0.91

E I **2700K**
03.8847.40A
03.8847.14A
E I Dali & Push Version
03.8847.40ADA
03.8847.14ADA

10° SPOT

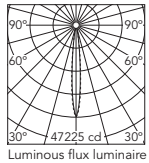

Luminous flux luminaire 2668 lm (EXTREME CUT OFF)

Beam Angle: 10°

h(m)	E(lx)	D(m)
1	47225	0.18
2	11806	0.36
3	5247	0.55
4	2952	0.73
5	1889	0.91

Optic Medium

E I **2700K**
03.9161.40A
03.9161.14A
E I Dali & Push Version
03.9161.40ADA
03.9161.14ADA

22° MEDIUM

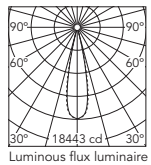

Luminous flux luminaire 2698 lm (EXTREME CUT OFF)

Beam Angle: 22°

h(m)	E(lx)	D(m)
1	18443	0.39
2	4611	0.78
3	2049	1.17
4	1153	1.56
5	738	1.95

E I **2700K**
03.9160.40A
03.9160.14A
E I Dali & Push Version
03.9160.40ADA
03.9160.14ADA

22° MEDIUM

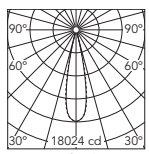

Luminous flux luminaire 2696 lm (EXTREME CUT OFF)

Beam Angle: 22°

h(m)	E(lx)	D(m)
1	18024	0.39
2	4506	0.78
3	2003	1.17
4	1126	1.56
5	721	1.95

E I **2700K**
03.9162.40A
03.9162.14A
E I Dali & Push Version
03.9162.40ADA
03.9162.14ADA

22° MEDIUM

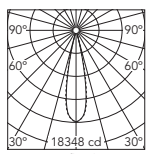

Luminous flux luminaire 2727 lm (EXTREME CUT OFF)

Beam Angle: 22°

h(m)	E(lx)	D(m)
1	18348	0.39
2	4587	0.77
3	2039	1.16
4	1147	1.55
5	734	1.94

E I **2700K**
03.9163.40A
03.9163.14A
E I Dali & Push Version
03.9163.40ADA
03.9163.14ADA

22° MEDIUM

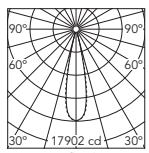

Luminous flux luminaire 2678 lm (EXTREME CUT OFF)

Beam Angle: 22°

h(m)	E(lx)	D(m)
1	17902	0.39
2	4476	0.78
3	1989	1.17
4	1119	1.56
5	716	1.95

Optic Spot

E I **3000K**
03.8849.40A
03.8849.14A
E I Dali & Push Version
03.8849.40ADA
03.8849.14ADA

10° SPOT

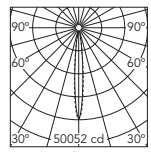

Luminous flux luminaire 2773 lm (EXTREME CUT OFF)

Beam Angle: 10°

h(m)	E(lx)	D(m)
1	50052	0.18
2	12513	0.36
3	5561	0.54
4	3128	0.72
5	2002	0.90

E I **3000K**
03.8848.40A
03.8848.14A
E I Dali & Push Version
03.8848.40ADA
03.8848.14ADA

10° SPOT

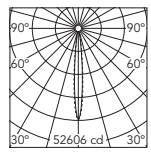

Luminous flux luminaire 2876 lm (EXTREME CUT OFF)

Beam Angle: 10°

h(m)	E(lx)	D(m)
1	52606	0.17
2	13152	0.35
3	5845	0.52
4	3288	0.70
5	2104	0.87

E I **3000K**
03.8850.40A
03.8850.14A
E I Dali & Push Version
03.8850.40ADA
03.8850.14ADA

10° SPOT

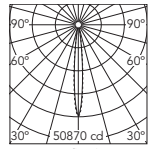

Luminous flux luminaire 2888 lm (EXTREME CUT OFF)

Beam Angle: 10°

h(m)	E(lx)	D(m)
1	50870	0.18
2	12718	0.36
3	5652	0.55
4	3179	0.73
5	2035	0.91

E I **3000K**
03.8851.40A
03.8851.14A
E I Dali & Push Version
03.8851.40ADA
03.8851.14ADA

10° SPOT

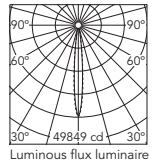

Luminous flux luminaire 2817 lm (EXTREME CUT OFF)

Beam Angle: 10°

h(m)	E(lx)	D(m)
1	49849	0.18
2	12462	0.36
3	5539	0.55
4	3116	0.73
5	1994	0.91

Optic Medium

E I **3000K**
03.9171.40A
03.9171.14A
E I Dali & Push Version
03.9171.40ADA
03.9171.14ADA

22° MEDIUM

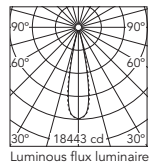

Luminous flux luminaire 2698 lm (EXTREME CUT OFF)

Beam Angle: 22°

h(m)	E(lx)	D(m)
1	18443	0.39
2	4611	0.78
3	2049	1.17
4	1153	1.56
5	738	1.95

E I **3000K**
03.9170.40A
03.9170.14A
E I Dali & Push Version
03.9170.40ADA
03.9170.14ADA

22° MEDIUM

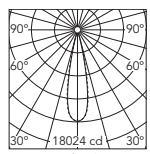

Luminous flux luminaire 2696 lm (EXTREME CUT OFF)

Beam Angle: 22°

h(m)	E(lx)	D(m)
1	18024	0.39
2	4506	0.78
3	2003	1.17
4	1126	1.56
5	721	1.95

E I **3000K**
03.9172.40A
03.9172.14A
E I Dali & Push Version
03.9172.40ADA
03.9172.14ADA

22° MEDIUM

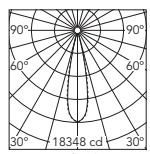

Luminous flux luminaire 2727 lm (EXTREME CUT OFF)

Beam Angle: 22°

h(m)	E(lx)	D(m)
1	18348	0.39
2	4587	0.77
3	2039	1.16
4	1147	1.55
5	734	1.94

E I **3000K**
03.9173.40A
03.9173.14A
E I Dali & Push Version
03.9173.40ADA
03.9173.14ADA

22° MEDIUM

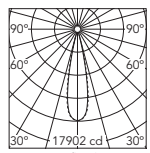

Luminous flux luminaire 2678 lm (EXTREME CUT OFF)

Beam Angle: 22°

h(m)	E(lx)	D(m)
1	17902	0.39
2	4476	0.78
3	1989	1.17
4	1119	1.56
5	716	1.95

Optic Flood

E I **2700K**
03.9166.40A
03.9166.14A
E I Dali & Push Version
03.9166.40ADA
03.9166.14ADA

33° FLOOD

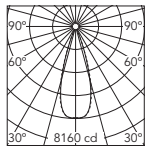

Luminous flux luminaire
2610 lm (EXTREME CUT OFF)

Beam Angle: 33°

h(m)	E(lx)	D(m)
1	8160	0.60
2	2040	1.19
3	907	1.79
4	510	2.39
5	326	2.99

E I **2700K**
03.9165.40A
03.9165.14A
E I Dali & Push Version
03.9165.40ADA
03.9165.14ADA

33° FLOOD

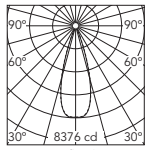

Luminous flux luminaire
2687 lm (EXTREME CUT OFF)

Beam Angle: 33°

h(m)	E(lx)	D(m)
1	8376	0.59
2	2094	1.18
3	931	1.78
4	523	2.37
5	335	2.96

E I **2700K**
03.9167.40A
03.9167.14A
E I Dali & Push Version
03.9167.40ADA
03.9167.14ADA

33° FLOOD

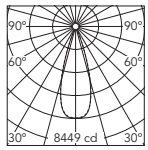

Luminous flux luminaire
2728 lm (EXTREME CUT OFF)

Beam Angle: 33°

h(m)	E(lx)	D(m)
1	8449	0.60
2	2112	1.19
3	939	1.79
4	528	2.38
5	338	2.98

E I **2700K**
03.9168.40A
03.9168.14A
E I Dali & Push Version
03.9168.40ADA
03.9168.14ADA

33° FLOOD

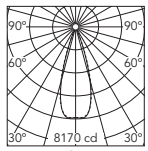

Luminous flux luminaire
2655 lm (EXTREME CUT OFF)

Beam Angle: 33°

h(m)	E(lx)	D(m)
1	8170	0.60
2	2042	1.20
3	908	1.79
4	511	2.39
5	327	2.99

Optic Flood

E I **3000K**
03.9176.40A
03.9176.14A
E I Dali & Push Version
03.9176.40ADA
03.9176.14ADA

33° FLOOD

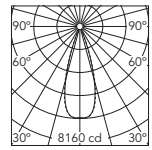

Luminous flux luminaire
2610 lm (EXTREME CUT OFF)

Beam Angle: 33°

h(m)	E(lx)	D(m)
1	8160	0.60
2	2040	1.19
3	907	1.79
4	510	2.39
5	326	2.99

E I **3000K**
03.9175.40A
03.9175.14A
E I Dali & Push Version
03.9175.40ADA
03.9175.14ADA

33° FLOOD

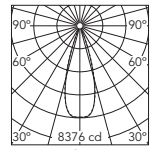

Luminous flux luminaire
2687 lm (EXTREME CUT OFF)

Beam Angle: 33°

h(m)	E(lx)	D(m)
1	8376	0.59
2	2094	1.18
3	931	1.78
4	523	2.37
5	335	2.96

E I **3000K**
03.9177.40A
03.9177.14A
E I Dali & Push Version
03.9177.40ADA
03.9177.14ADA

33° FLOOD

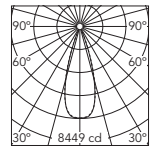

Luminous flux luminaire
2728 lm (EXTREME CUT OFF)

Beam Angle: 33°

h(m)	E(lx)	D(m)
1	8449	0.60
2	2112	1.19
3	939	1.79
4	528	2.38
5	338	2.98

E I **3000K**
03.9178.40A
03.9178.14A
E I Dali & Push Version
03.9178.40ADA
03.9178.14ADA

33° FLOOD

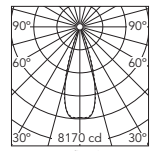

Luminous flux luminaire
2655 lm (EXTREME CUT OFF)

Beam Angle: 33°

h(m)	E(lx)	D(m)
1	8170	0.60
2	2042	1.20
3	908	1.79
4	511	2.39
5	327	2.99

Optic Wide Flood

E I **2700K**
03.8325.40A
03.8325.14A
E I Dali & Push Version
03.8325.40ADA
03.8325.14ADA

46° WIDE FLOOD

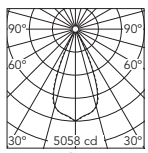

Luminous flux luminaire
2666 lm (EXTREME CUT OFF)

Beam Angle: 46°

h(m)	E(lx)	D(m)
1	5058	0.84
2	1264	1.69
3	562	2.53
4	316	3.38
5	202	4.22

E I **2700K**
03.8324.40A
03.8324.14A
E I Dali & Push Version
03.8324.40ADA
03.8324.14ADA

45° WIDE FLOOD

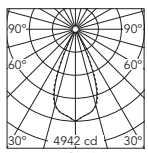

Luminous flux luminaire
2652 lm (EXTREME CUT OFF)

Beam Angle: 45°

h(m)	E(lx)	D(m)
1	4942	0.83
2	1235	1.67
3	549	2.50
4	309	3.34
5	198	4.17

E I **2700K**
03.8326.40A
03.8326.14A
E I Dali & Push Version
03.8326.40ADA
03.8326.14ADA

44° WIDE FLOOD

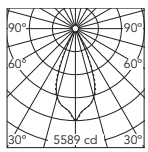

Luminous flux luminaire
2681 lm (EXTREME CUT OFF)

Beam Angle: 44°

h(m)	E(lx)	D(m)
1	5589	0.80
2	1397	1.60
3	621	2.40
4	349	3.19
5	224	3.99

E I **2700K**
03.8327.40A
03.8327.14A
E I Dali & Push Version
03.8327.40ADA
03.8327.14ADA

46° WIDE FLOOD

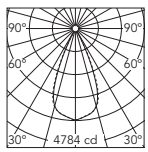

Luminous flux luminaire
2597 lm (EXTREME CUT OFF)

Beam Angle: 46°

h(m)	E(lx)	D(m)
1	4784	0.84
2	1196	1.69
3	532	2.53
4	299	3.38
5	191	4.22

Optic Wide Flood

E I **3000K**
03.8329.40A
03.8329.14A
E I Dali & Push Version
03.8329.40ADA
03.8329.14ADA

46° WIDE FLOOD

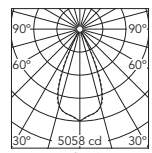

Luminous flux luminaire
2666 lm (EXTREME CUT OFF)

Beam Angle: 46°

h(m)	E(lx)	D(m)
1	5058	0.84
2	1264	1.69
3	562	2.53
4	316	3.38
5	202	4.22

E I **3000K**
03.8328.40A
03.8328.14A
E I Dali & Push Version
03.8328.40ADA
03.8328.14ADA

45° WIDE FLOOD

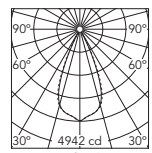

Luminous flux luminaire
2652 lm (EXTREME CUT OFF)

Beam Angle: 45°

h(m)	E(lx)	D(m)
1	4942	0.83
2	1235	1.67
3	549	2.50
4	309	3.34
5	198	4.17

E I **3000K**
03.8330.40A
03.8330.14A
E I Dali & Push Version
03.8330.40ADA
03.8330.14ADA

44° WIDE FLOOD

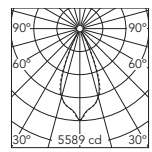

Luminous flux luminaire
2681 lm (EXTREME CUT OFF)

Beam Angle: 44°

h(m)	E(lx)	D(m)
1	5589	0.80
2	1397	1.60
3	621	2.40
4	349	3.19
5	224	3.99

E I **3000K**
03.8331.40A
03.8331.14A
E I Dali & Push Version
03.8331.40ADA
03.8331.14ADA

46° WIDE FLOOD

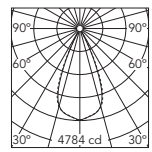

Luminous flux luminaire
2597 lm (EXTREME CUT OFF)

Beam Angle: 46°

h(m)	E(lx)	D(m)
1	4784	0.84
2	1196	1.69
3	532	2.53
4	299	3.38
5	191	4.22

Light Shadow Fixed No Trim 2 Spots

Light Source: Power LED 5,4W - 540 lm - 2700K/CRI 90 / 5,4W - 570 lm - 3000K/CRI 90



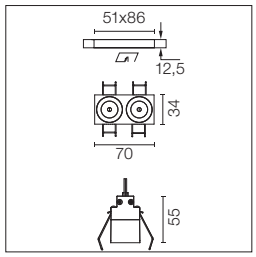

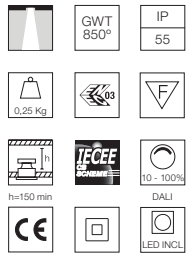

Leuchte für Unterputzmontage mit 2 LED-Lichtquellen. Externes Netzgerät eingeschlossen (220-240V).
Vorinstallationsrahmen. Muss separat bestellt werden.

E= Außenfarbe
I= Innenfarbe

Recessed integrated luminaire with 2 LED lighting spots. Remote power supply included (220-240V).
It requires a pre-installation frame, to be ordered separately.

E= External Finish
I= Internal Finish

Optic Spot

E I **2700K**
03.8853.40A
03.8853.14A
E I Dali Version
03.8853.40ADA
03.8853.14ADA

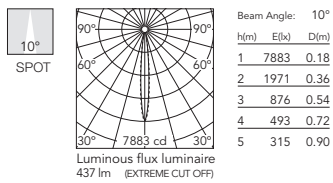

Luminous flux luminaire
437 lm (EXTREME CUT OFF)

Beam Angle: 10°

h(m)	E(lx)	D(m)
1	7883	0.18
2	1971	0.36
3	876	0.54
4	493	0.72
5	315	0.90

E I **3000K**
03.8857.40A
03.8857.14A
E I Dali Version
03.8857.40ADA
03.8857.14ADA

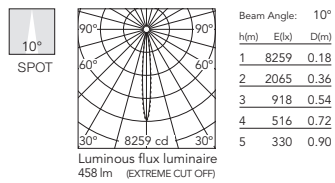

Luminous flux luminaire
458 lm (EXTREME CUT OFF)

Beam Angle: 10°

h(m)	E(lx)	D(m)
1	8259	0.18
2	2065	0.36
3	918	0.54
4	516	0.72
5	330	0.90

E I **2700K**
03.8852.40A
03.8852.14A
E I Dali Version
03.8852.40ADA
03.8852.14ADA

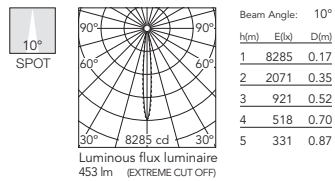

Luminous flux luminaire
453 lm (EXTREME CUT OFF)

Beam Angle: 10°

h(m)	E(lx)	D(m)
1	8285	0.17
2	2071	0.35
3	921	0.52
4	518	0.70
5	331	0.87

E I **3000K**
03.8856.40A
03.8856.14A
E I Dali Version
03.8856.40ADA
03.8856.14ADA

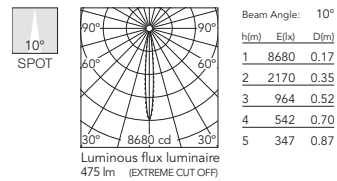

Luminous flux luminaire
475 lm (EXTREME CUT OFF)

Beam Angle: 10°

h(m)	E(lx)	D(m)
1	8680	0.17
2	2170	0.35
3	964	0.52
4	542	0.70
5	347	0.87

E I **2700K**
03.8854.40A
03.8854.14A
E I Dali Version
03.8854.40ADA
03.8854.14ADA

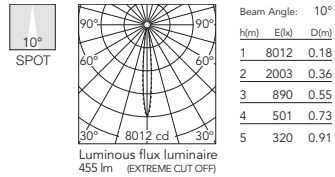

Luminous flux luminaire
455 lm (EXTREME CUT OFF)

Beam Angle: 10°

h(m)	E(lx)	D(m)
1	8012	0.18
2	2003	0.36
3	890	0.55
4	501	0.73
5	320	0.91

E I **3000K**
03.8858.40A
03.8858.14A
E I Dali Version
03.8858.40ADA
03.8858.14ADA

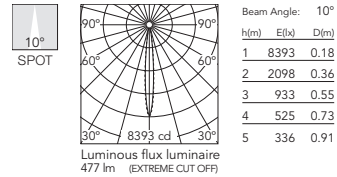

Luminous flux luminaire
477 lm (EXTREME CUT OFF)

Beam Angle: 10°

h(m)	E(lx)	D(m)
1	8393	0.18
2	2098	0.36
3	933	0.55
4	525	0.73
5	336	0.91

E I **2700K**
03.8855.40A
03.8855.14A
E I Dali Version
03.8855.40ADA
03.8855.14ADA

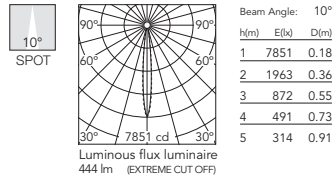

Luminous flux luminaire
444 lm (EXTREME CUT OFF)

Beam Angle: 10°

h(m)	E(lx)	D(m)
1	7851	0.18
2	1963	0.36
3	872	0.55
4	491	0.73
5	314	0.91

E I **3000K**
03.8859.40A
03.8859.14A
E I Dali Version
03.8859.40ADA
03.8859.14ADA

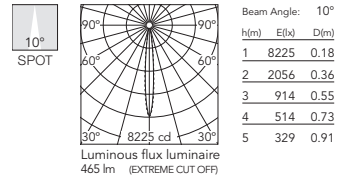

Luminous flux luminaire
465 lm (EXTREME CUT OFF)

Beam Angle: 10°

h(m)	E(lx)	D(m)
1	8225	0.18
2	2056	0.36
3	914	0.55
4	514	0.73
5	329	0.91

Optic Medium

E I **2700K**
03.9201.40A
03.9201.14A
E I Dali Version
03.9201.40ADA
03.9201.14ADA

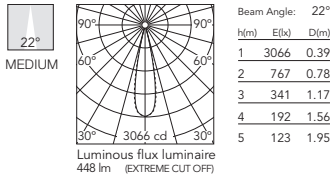

Luminous flux luminaire
448 lm (EXTREME CUT OFF)

Beam Angle: 22°

h(m)	E(lx)	D(m)
1	3066	0.39
2	767	0.78
3	341	1.17
4	192	1.56
5	123	1.95

E I **3000K**
03.9211.40A
03.9211.14A
E I Dali Version
03.9211.40ADA
03.9211.14ADA

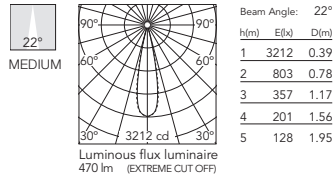

Luminous flux luminaire
470 lm (EXTREME CUT OFF)

Beam Angle: 22°

h(m)	E(lx)	D(m)
1	3212	0.39
2	803	0.78
3	357	1.17
4	201	1.56
5	128	1.95

E I **2700K**
03.9200.40A
03.9200.14A
E I Dali Version
03.9200.40ADA
03.9200.14ADA

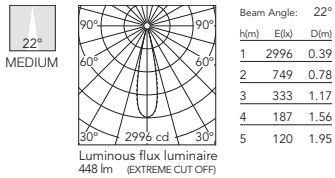

Luminous flux luminaire
448 lm (EXTREME CUT OFF)

Beam Angle: 22°

h(m)	E(lx)	D(m)
1	2996	0.39
2	749	0.78
3	333	1.17
4	187	1.56
5	120	1.95

E I **3000K**
03.9210.40A
03.9210.14A
E I Dali Version
03.9210.40ADA
03.9210.14ADA

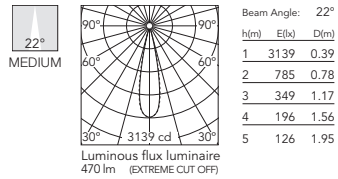

Luminous flux luminaire
470 lm (EXTREME CUT OFF)

Beam Angle: 22°

h(m)	E(lx)	D(m)
1	3139	0.39
2	785	0.78
3	349	1.17
4	196	1.56
5	126	1.95

E I **2700K**
03.9202.40A
03.9202.14A
E I Dali Version
03.9202.40ADA
03.9202.14ADA

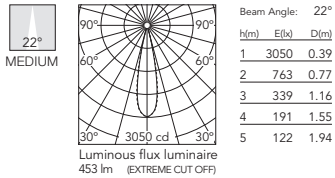

Luminous flux luminaire
453 lm (EXTREME CUT OFF)

Beam Angle: 22°

h(m)	E(lx)	D(m)
1	3050	0.39
2	763	0.77
3	339	1.16
4	191	1.55
5	122	1.94

E I **3000K**
03.9212.40A
03.9212.14A
E I Dali Version
03.9212.40ADA
03.9212.14ADA

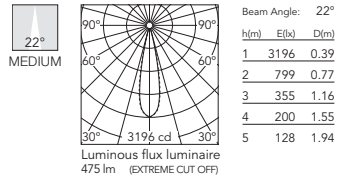

Luminous flux luminaire
475 lm (EXTREME CUT OFF)

Beam Angle: 22°

h(m)	E(lx)	D(m)
1	3196	0.39
2	799	0.77
3	355	1.16
4	200	1.55
5	128	1.94

E I **2700K**
03.9203.40A
03.9203.14A
E I Dali Version
03.9203.40ADA
03.9203.14ADA

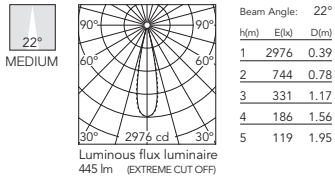

Luminous flux luminaire
445 lm (EXTREME CUT OFF)

Beam Angle: 22°

h(m)	E(lx)	D(m)
1	2976	0.39
2	744	0.78
3	331	1.17
4	186	1.56
5	119	1.95

E I **3000K**
03.9213.40A
03.9213.14A
E I Dali Version
03.9213.40ADA
03.9213.14ADA

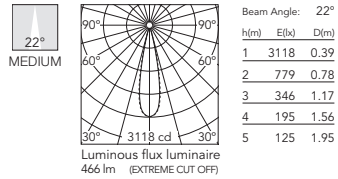

Luminous flux luminaire
466 lm (EXTREME CUT OFF)

Beam Angle: 22°

h(m)	E(lx)	D(m)
1	3118	0.39
2	779	0.78
3	346	1.17
4	195	1.56
5	125	1.95

Optic Flood

E I **2700K**
03.9206.40A
03.9206.14A
E I Dali Version
03.9206.40ADA
03.9206.14ADA

33° FLOOD

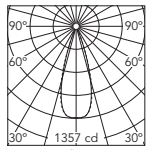

Luminous flux luminaire
434 lm (EXTREME CUT OFF)

Beam Angle:	33°
h(m)	E(lx) D(m)
1	1357 0.60
2	339 1.19
3	151 1.79
4	85 2.39
5	54 2.99

E I **3000K**
03.9216.40A
03.9216.14A
E I Dali Version
03.9216.40ADA
03.9216.14ADA

33° FLOOD

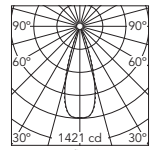

Luminous flux luminaire
455 lm (EXTREME CUT OFF)

Beam Angle:	33°
h(m)	E(lx) D(m)
1	1421 0.60
2	355 1.19
3	158 1.79
4	89 2.39
5	57 2.99

E I **2700K**
03.9205.40A
03.9205.14A
E I Dali Version
03.9205.40ADA
03.9205.14ADA

33° FLOOD

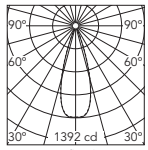

Luminous flux luminaire
447 lm (EXTREME CUT OFF)

Beam Angle:	33°
h(m)	E(lx) D(m)
1	1392 0.59
2	348 1.18
3	155 1.78
4	87 2.37
5	56 2.96

E I **3000K**
03.9215.40A
03.9215.14A
E I Dali Version
03.9215.40ADA
03.9215.14ADA

33° FLOOD

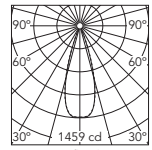

Luminous flux luminaire
468 lm (EXTREME CUT OFF)

Beam Angle:	33°
h(m)	E(lx) D(m)
1	1459 0.59
2	365 1.18
3	162 1.78
4	91 2.37
5	58 2.96

E I **2700K**
03.9207.40A
03.9207.14A
E I Dali Version
03.9207.40ADA
03.9207.14ADA

33° FLOOD

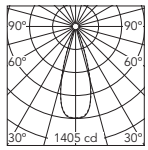

Luminous flux luminaire
454 lm (EXTREME CUT OFF)

Beam Angle:	33°
h(m)	E(lx) D(m)
1	1405 0.60
2	351 1.19
3	156 1.79
4	88 2.38
5	56 2.98

E I **3000K**
03.9217.40A
03.9217.14A
E I Dali Version
03.9217.40ADA
03.9217.14ADA

33° FLOOD

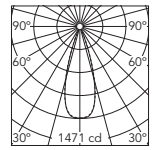

Luminous flux luminaire
475 lm (EXTREME CUT OFF)

Beam Angle:	33°
h(m)	E(lx) D(m)
1	1471 0.60
2	368 1.19
3	163 1.79
4	92 2.38
5	59 2.98

E I **2700K**
03.9208.40A
03.9208.14A
E I Dali Version
03.9208.40ADA
03.9208.14ADA

33° FLOOD

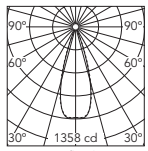

Luminous flux luminaire
441 lm (EXTREME CUT OFF)

Beam Angle:	33°
h(m)	E(lx) D(m)
1	1358 0.60
2	340 1.20
3	151 1.79
4	85 2.39
5	54 2.99

E I **3000K**
03.9218.40A
03.9218.14A
E I Dali Version
03.9218.40ADA
03.9218.14ADA

33° FLOOD

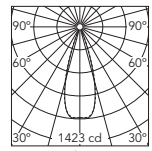

Luminous flux luminaire
462 lm (EXTREME CUT OFF)

Beam Angle:	33°
h(m)	E(lx) D(m)
1	1423 0.60
2	356 1.20
3	158 1.79
4	89 2.39
5	57 2.99

Optic Wide Flood

E I **2700K**
03.8351.40A
03.8351.14A
E I Dali Version
03.8351.40ADA
03.8351.14ADA

45° WIDE FLOOD

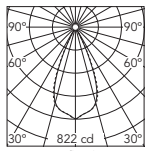

Luminous flux luminaire
441 lm (EXTREME CUT OFF)

Beam Angle:	45°
h(m)	E(lx) D(m)
1	822 0.83
2	205 1.67
3	91 2.50
4	51 3.34
5	33 4.17

E I **3000K**
03.8355.40A
03.8355.14A
E I Dali Version
03.8355.40ADA
03.8355.14ADA

46° WIDE FLOOD

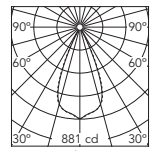

Luminous flux luminaire
464 lm (EXTREME CUT OFF)

Beam Angle:	46°
h(m)	E(lx) D(m)
1	881 0.84
2	220 1.69
3	98 2.53
4	55 3.38
5	35 4.22

E I **2700K**
03.8350.40A
03.8350.14A
E I Dali Version
03.8350.40ADA
03.8350.14ADA

46° WIDE FLOOD

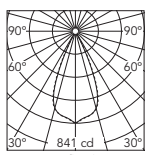

Luminous flux luminaire
443 lm (EXTREME CUT OFF)

Beam Angle:	46°
h(m)	E(lx) D(m)
1	841 0.84
2	210 1.69
3	93 2.53
4	53 3.38
5	34 4.22

E I **3000K**
03.8354.40A
03.8354.14A
E I Dali Version
03.8354.40ADA
03.8354.14ADA

45° WIDE FLOOD

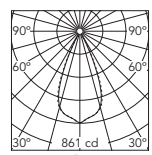

Luminous flux luminaire
462 lm (EXTREME CUT OFF)

Beam Angle:	45°
h(m)	E(lx) D(m)
1	861 0.83
2	215 1.67
3	96 2.50
4	54 3.34
5	34 4.17

E I **2700K**
03.8352.40A
03.8352.14A
E I Dali Version
03.8352.40ADA
03.8352.14ADA

44° WIDE FLOOD

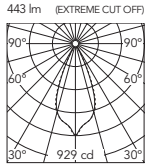

Luminous flux luminaire
446 lm (EXTREME CUT OFF)

Beam Angle:	44°
h(m)	E(lx) D(m)
1	929 0.80
2	232 1.60
3	103 2.40
4	58 3.19
5	37 3.99

E I **3000K**
03.8356.40A
03.8356.14A
E I Dali Version
03.8356.40ADA
03.8356.14ADA

44° WIDE FLOOD

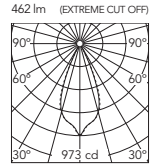

Luminous flux luminaire
467 lm (EXTREME CUT OFF)

Beam Angle:	44°
h(m)	E(lx) D(m)
1	973 0.80
2	243 1.60
3	108 2.40
4	61 3.19
5	39 3.99

E I **2700K**
03.8353.40A
03.8353.14A
E I Dali Version
03.8353.40ADA
03.8353.14ADA

46° WIDE FLOOD

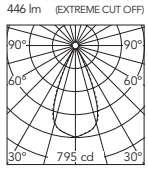

Luminous flux luminaire
432 lm (EXTREME CUT OFF)

Beam Angle:	46°
h(m)	E(lx) D(m)
1	795 0.84
2	199 1.69
3	88 2.53
4	50 3.38
5	32 4.22

E I **3000K**
03.8357.40A
03.8357.14A
E I Dali Version
03.8357.40ADA
03.8357.14ADA

46° WIDE FLOOD

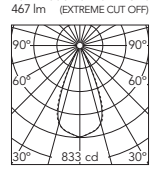

Luminous flux luminaire
452 lm (EXTREME CUT OFF)

Beam Angle:	46°
h(m)	E(lx) D(m)
1	833 0.84
2	208 1.69
3	93 2.53
4	52 3.38
5	33 4.22

Light Shadow Fixed No Trim 4 Spots

Light Source: Power LED 10,8W - 1080 lm - 2700K/CRI 90 / 10,8W - 1140lm - 3000K/CRI 90



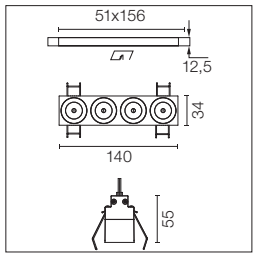

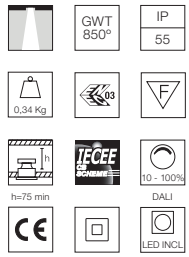

Leuchte für Unterputzmontage mit 4 LED-Lichtquellen. Externes Netzgerät eingeschlossen (220-240V).
Vorinstallationsrahmen. Muss separat bestellt werden.

E= Außenfarbe
I= Innenfarbe

Recessed integrated luminaire with 4 LED lighting spots. Remote power supply included (220-240V).
It requires a pre-installation frame, to be ordered separately.

E= External Finish
I= Internal Finish

Optic Spot

E I **2700K**
03.8861.40A
03.8861.14A
E I Dali Version
03.8861.40ADA
03.8861.14ADA

10° SPOT

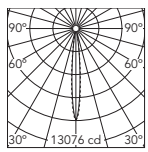

Luminous flux luminaire
724 lm (EXTREME CUT OFF)

Beam Angle: 10°

h(m)	E(lx)	D(m)
1	13076	0.18
2	3269	0.36
3	1453	0.54
4	817	0.72
5	523	0.90

E I **2700K**
03.8860.40A
03.8860.14A
E I Dali Version
03.8860.40ADA
03.8860.14ADA

10° SPOT

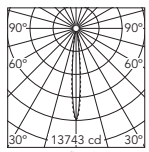

Luminous flux luminaire
751 lm (EXTREME CUT OFF)

Beam Angle: 10°

h(m)	E(lx)	D(m)
1	13743	0.17
2	3436	0.35
3	1527	0.52
4	859	0.70
5	550	0.87

E I **2700K**
03.8862.40A
03.8862.14A
E I Dali Version
03.8862.40ADA
03.8862.14ADA

10° SPOT

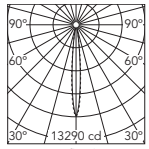

Luminous flux luminaire
754 lm (EXTREME CUT OFF)

Beam Angle: 10°

h(m)	E(lx)	D(m)
1	13290	0.18
2	3322	0.36
3	1477	0.55
4	831	0.73
5	532	0.91

E I **2700K**
03.8863.40A
03.8863.14A
E I Dali Version
03.8863.40ADA
03.8863.14ADA

10° SPOT

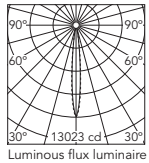

Luminous flux luminaire
736 lm (EXTREME CUT OFF)

Beam Angle: 10°

h(m)	E(lx)	D(m)
1	13023	0.18
2	3256	0.36
3	1447	0.55
4	814	0.73
5	521	0.91

Optic Medium

E I **2700K**
03.9221.40A
03.9221.14A
E I Dali Version
03.9221.40ADA
03.9221.14ADA

22° MEDIUM

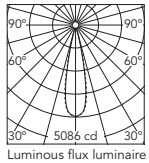

Luminous flux luminaire
744 lm (EXTREME CUT OFF)

Beam Angle: 22°

h(m)	E(lx)	D(m)
1	5086	0.39
2	1272	0.78
3	565	1.17
4	318	1.56
5	203	1.95

E I **2700K**
03.9220.40A
03.9220.14A
E I Dali Version
03.9220.40ADA
03.9220.14ADA

22° MEDIUM

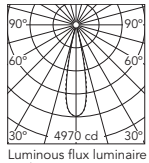

Luminous flux luminaire
744 lm (EXTREME CUT OFF)

Beam Angle: 22°

h(m)	E(lx)	D(m)
1	4970	0.39
2	1243	0.78
3	552	1.17
4	311	1.56
5	199	1.95

E I **2700K**
03.9222.40A
03.9222.14A
E I Dali Version
03.9222.40ADA
03.9222.14ADA

22° MEDIUM

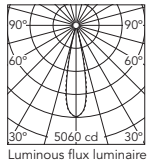

Luminous flux luminaire
752 lm (EXTREME CUT OFF)

Beam Angle: 22°

h(m)	E(lx)	D(m)
1	5060	0.39
2	1265	0.77
3	562	1.16
4	316	1.55
5	202	1.94

E I **2700K**
03.9223.40A
03.9223.14A
E I Dali Version
03.9223.40ADA
03.9223.14ADA

22° MEDIUM

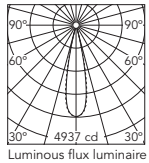

Luminous flux luminaire
738 lm (EXTREME CUT OFF)

Beam Angle: 22°

h(m)	E(lx)	D(m)
1	4937	0.39
2	1234	0.78
3	549	1.17
4	309	1.56
5	197	1.95

Optic Spot

E I **3000K**
03.8865.40A
03.8865.14A
E I Dali Version
03.8865.40ADA
03.8865.14ADA

10° SPOT

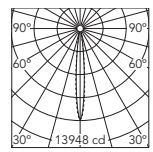

Luminous flux luminaire
773 lm (EXTREME CUT OFF)

Beam Angle: 10°

h(m)	E(lx)	D(m)
1	13948	0.18
2	3487	0.36
3	1550	0.54
4	872	0.72
5	558	0.90

E I **3000K**
03.8864.40A
03.8864.14A
E I Dali Version
03.8864.40ADA
03.8864.14ADA

10° SPOT

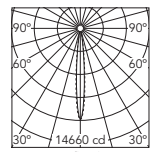

Luminous flux luminaire
801 lm (EXTREME CUT OFF)

Beam Angle: 10°

h(m)	E(lx)	D(m)
1	14660	0.17
2	3665	0.35
3	1629	0.52
4	916	0.70
5	586	0.87

E I **3000K**
03.8866.40A
03.8866.14A
E I Dali Version
03.8866.40ADA
03.8866.14ADA

10° SPOT

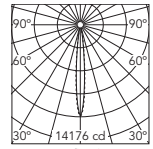

Luminous flux luminaire
805 lm (EXTREME CUT OFF)

Beam Angle: 10°

h(m)	E(lx)	D(m)
1	14176	0.18
2	3544	0.36
3	1575	0.55
4	886	0.73
5	567	0.91

E I **3000K**
03.8867.40A
03.8867.14A
E I Dali Version
03.8867.40ADA
03.8867.14ADA

10° SPOT

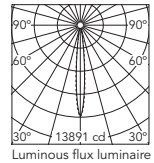

Luminous flux luminaire
785 lm (EXTREME CUT OFF)

Beam Angle: 10°

h(m)	E(lx)	D(m)
1	13891	0.18
2	3473	0.36
3	1543	0.55
4	868	0.73
5	556	0.91

Optic Medium

E I **3000K**
03.9231.40A
03.9231.14A
E I Dali Version
03.9231.40ADA
03.9231.14ADA

22° MEDIUM

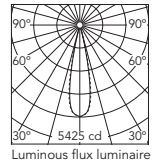

Luminous flux luminaire
793 lm (EXTREME CUT OFF)

Beam Angle: 22°

h(m)	E(lx)	D(m)
1	5425	0.39
2	1356	0.78
3	603	1.17
4	339	1.56
5	217	1.95

E I **3000K**
03.9230.40A
03.9230.14A
E I Dali Version
03.9230.40ADA
03.9230.14ADA

22° MEDIUM

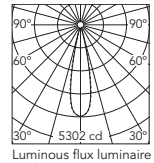

Luminous flux luminaire
793 lm (EXTREME CUT OFF)

Beam Angle: 22°

h(m)	E(lx)	D(m)
1	5302	0.39
2	1325	0.78
3	589	1.17
4	331	1.56
5	212	1.95

E I **3000K**
03.9232.40A
03.9232.14A
E I Dali Version
03.9232.40ADA
03.9232.14ADA

22° MEDIUM

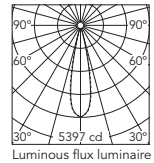

Luminous flux luminaire
802 lm (EXTREME CUT OFF)

Beam Angle: 22°

h(m)	E(lx)	D(m)
1	5397	0.39
2	1349	0.77
3	600	1.16
4	337	1.55
5	216	1.94

E I **3000K**
03.9233.40A
03.9233.14A
E I Dali Version
03.9233.40ADA
03.9233.14ADA

22° MEDIUM

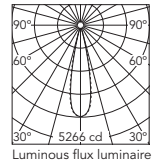

Luminous flux luminaire
788 lm (EXTREME CUT OFF)

Beam Angle: 22°

h(m)	E(lx)	D(m)
1	5266	0.39
2	1316	0.78
3	585	1.17
4	329	1.56
5	211	1.95

Optic Flood

E I **2700K**
03.9226.40A
03.9226.14A
E I Dali Version
03.9226.40ADA
03.9226.14ADA

33° FLOOD

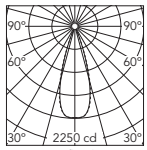

Luminous flux luminaire
720 lm (EXTREME CUT OFF)

Beam Angle: 33°

h(m)	E(lx)	D(m)
1	2250	0.60
2	563	1.19
3	250	1.79
4	141	2.39
5	90	2.99

Optic Flood

E I **3000K**
03.9236.40A
03.9236.14A
E I Dali Version
03.9236.40ADA
03.9236.14ADA

33° FLOOD

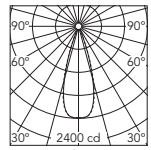

Luminous flux luminaire
768 lm (EXTREME CUT OFF)

Beam Angle: 33°

h(m)	E(lx)	D(m)
1	2400	0.60
2	600	1.19
3	267	1.79
4	150	2.39
5	96	2.99

E I **2700K**
03.9225.40A
03.9225.14A
E I Dali Version
03.9225.40ADA
03.9225.14ADA

33° FLOOD

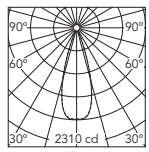

Luminous flux luminaire
741 lm (EXTREME CUT OFF)

Beam Angle: 33°

h(m)	E(lx)	D(m)
1	2310	0.59
2	577	1.18
3	257	1.78
4	144	2.37
5	92	2.96

E I **3000K**
03.9235.40A
03.9235.14A
E I Dali Version
03.9235.40ADA
03.9235.14ADA

33° FLOOD

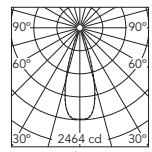

Luminous flux luminaire
790 lm (EXTREME CUT OFF)

Beam Angle: 33°

h(m)	E(lx)	D(m)
1	2464	0.59
2	616	1.18
3	274	1.78
4	154	2.37
5	99	2.96

E I **2700K**
03.9227.40A
03.9227.14A
E I Dali Version
03.9227.40ADA
03.9227.14ADA

33° FLOOD

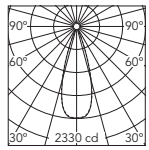

Luminous flux luminaire
752 lm (EXTREME CUT OFF)

Beam Angle: 33°

h(m)	E(lx)	D(m)
1	2330	0.60
2	582	1.19
3	259	1.79
4	146	2.38
5	93	2.98

E I **3000K**
03.9237.40A
03.9237.14A
E I Dali Version
03.9237.40ADA
03.9237.14ADA

33° FLOOD

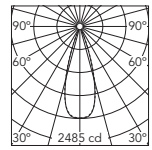

Luminous flux luminaire
803 lm (EXTREME CUT OFF)

Beam Angle: 33°

h(m)	E(lx)	D(m)
1	2485	0.60
2	621	1.19
3	276	1.79
4	155	2.38
5	99	2.98

E I **2700K**
03.9228.40A
03.9228.14A
E I Dali Version
03.9228.40ADA
03.9228.14ADA

33° FLOOD

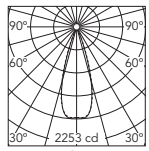

Luminous flux luminaire
732 lm (EXTREME CUT OFF)

Beam Angle: 33°

h(m)	E(lx)	D(m)
1	2253	0.60
2	563	1.20
3	250	1.79
4	141	2.39
5	90	2.99

E I **3000K**
03.9238.40A
03.9238.14A
E I Dali Version
03.9238.40ADA
03.9238.14ADA

33° FLOOD

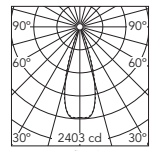

Luminous flux luminaire
781 lm (EXTREME CUT OFF)

Beam Angle: 33°

h(m)	E(lx)	D(m)
1	2403	0.60
2	601	1.20
3	267	1.79
4	150	2.39
5	96	2.99

Optic Wide Flood

E I **2700K**
03.8359.40A
03.8359.14A
E I Dali Version
03.8359.40ADA
03.8359.14ADA

46° WIDE FLOOD

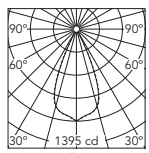

Luminous flux luminaire
735 lm (EXTREME CUT OFF)

Beam Angle: 46°

h(m)	E(lx)	D(m)
1	1395	0.84
2	349	1.69
3	155	2.53
4	87	3.38
5	56	4.22

Optic Wide Flood

E I **3000K**
03.8363.40A
03.8363.14A
E I Dali Version
03.8363.40ADA
03.8363.14ADA

46° WIDE FLOOD

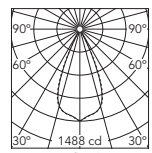

Luminous flux luminaire
784 lm (EXTREME CUT OFF)

Beam Angle: 46°

h(m)	E(lx)	D(m)
1	1488	0.84
2	372	1.69
3	165	2.53
4	93	3.38
5	60	4.22

E I **2700K**
03.8358.40A
03.8358.14A
E I Dali Version
03.8358.40ADA
03.8358.14ADA

45° WIDE FLOOD

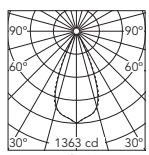

Luminous flux luminaire
731 lm (EXTREME CUT OFF)

Beam Angle: 45°

h(m)	E(lx)	D(m)
1	1363	0.83
2	341	1.67
3	151	2.50
4	85	3.34
5	55	4.17

E I **3000K**
03.8362.40A
03.8362.14A
E I Dali Version
03.8362.40ADA
03.8362.14ADA

45° WIDE FLOOD

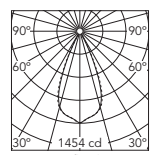

Luminous flux luminaire
780 lm (EXTREME CUT OFF)

Beam Angle: 45°

h(m)	E(lx)	D(m)
1	1454	0.83
2	363	1.67
3	162	2.50
4	91	3.34
5	58	4.17

E I **2700K**
03.8360.40A
03.8360.14A
E I Dali Version
03.8360.40ADA
03.8360.14ADA

44° WIDE FLOOD

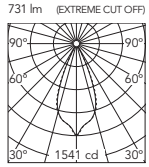

Luminous flux luminaire
739 lm (EXTREME CUT OFF)

Beam Angle: 44°

h(m)	E(lx)	D(m)
1	1541	0.80
2	385	1.60
3	171	2.40
4	96	3.19
5	62	3.99

E I **3000K**
03.8364.40A
03.8364.14A
E I Dali Version
03.8364.40ADA
03.8364.14ADA

44° WIDE FLOOD

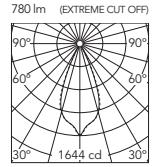

Luminous flux luminaire
789 lm (EXTREME CUT OFF)

Beam Angle: 44°

h(m)	E(lx)	D(m)
1	1644	0.80
2	411	1.60
3	183	2.40
4	103	3.19
5	66	3.99

E I **2700K**
03.8361.40A
03.8361.14A
E I Dali Version
03.8361.40ADA
03.8361.14ADA

46° WIDE FLOOD

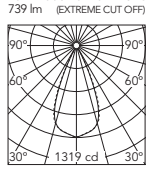

Luminous flux luminaire
716 lm (EXTREME CUT OFF)

Beam Angle: 46°

h(m)	E(lx)	D(m)
1	1319	0.84
2	330	1.69
3	147	2.53
4	82	3.38
5	53	4.22

E I **3000K**
03.8365.40A
03.8365.14A
E I Dali Version
03.8365.40ADA
03.8365.14ADA

46° WIDE FLOOD

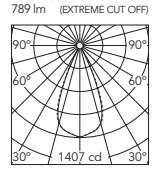

Luminous flux luminaire
764 lm (EXTREME CUT OFF)

Beam Angle: 46°

h(m)	E(lx)	D(m)
1	1407	0.84
2	352	1.69
3	156	2.53
4	88	3.38
5	56	4.22

Light Shadow Fixed No Trim 8 Spots

Light Source: Power LED 21,6W - 2160 lm - 2700K/CRI 90 / 21,6W - 2280 lm - 3000K/CRI 90



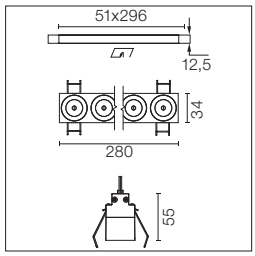

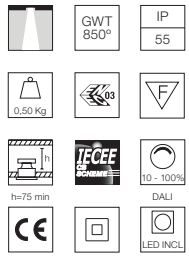

Leuchte für Unterputzmontage mit 8 LED-Lichtquellen. Externes Netzgerät eingeschlossen (220-240V).
Vorinstallationsrahmen. Muss separat bestellt werden.

E= Außenfarbe
I= Innenfarbe

Recessed integrated luminaire with 8 LED lighting spots. Remote power supply included (220-240V).
It requires a pre-installation frame, to be ordered separately.

E= External Finish
I= Internal Finish

Optic Spot

E I **2700K**
03.8869.40A
03.8869.14A
E I Dali Version
03.8869.40ADA
03.8869.14ADA

10° SPOT

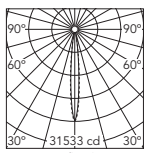

Luminous flux luminaire
1747 lm (EXTREME CUT OFF)

Beam Angle: 10°

h(m)	E(lx)	D(m)
1	31533	0.18
2	7883	0.36
3	3504	0.54
4	1971	0.72
5	1261	0.90

Optic Spot

E I **3000K**
03.8873.40A
03.8873.14A
E I Dali Version
03.8873.40ADA
03.8873.14ADA

10° SPOT

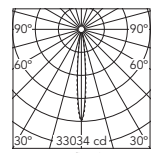

Luminous flux luminaire
1830 lm (EXTREME CUT OFF)

Beam Angle: 10°

h(m)	E(lx)	D(m)
1	33034	0.18
2	8259	0.36
3	3670	0.54
4	2065	0.72
5	1321	0.90

E I **2700K**
03.8868.40A
03.8868.14A
E I Dali Version
03.8868.40ADA
03.8868.14ADA

10° SPOT

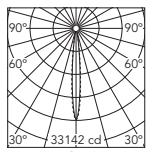

Luminous flux luminaire
1812 lm (EXTREME CUT OFF)

Beam Angle: 10°

h(m)	E(lx)	D(m)
1	33142	0.17
2	8285	0.35
3	3682	0.52
4	2071	0.70
5	1326	0.87

E I **3000K**
03.8872.40A
03.8872.14A
E I Dali Version
03.8872.40ADA
03.8872.14ADA

10° SPOT

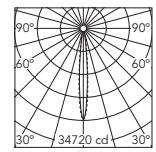

Luminous flux luminaire
1898 lm (EXTREME CUT OFF)

Beam Angle: 10°

h(m)	E(lx)	D(m)
1	34720	0.17
2	8680	0.35
3	3858	0.52
4	2170	0.70
5	1389	0.87

E I **2700K**
03.8870.40A
03.8870.14A
E I Dali Version
03.8870.40ADA
03.8870.14ADA

10° SPOT



Luminous flux luminaire
1819 lm (EXTREME CUT OFF)

Beam Angle: 10°

h(m)	E(lx)	D(m)
1	32048	0.18
2	8012	0.36
3	3561	0.55
4	2003	0.73
5	1282	0.91

E I **3000K**
03.8874.40A
03.8874.14A
E I Dali Version
03.8874.40ADA
03.8874.14ADA

10° SPOT

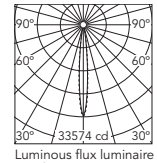

Luminous flux luminaire
1906 lm (EXTREME CUT OFF)

Beam Angle: 10°

h(m)	E(lx)	D(m)
1	33574	0.18
2	8394	0.36
3	3730	0.55
4	2098	0.73
5	1343	0.91

E I **2700K**
03.8871.40A
03.8871.14A
E I Dali Version
03.8871.40ADA
03.8871.14ADA

10° SPOT

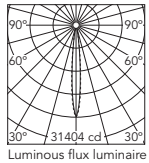

Luminous flux luminaire
1774 lm (EXTREME CUT OFF)

Beam Angle: 10°

h(m)	E(lx)	D(m)
1	31404	0.18
2	7851	0.36
3	3489	0.55
4	1963	0.73
5	1256	0.91

E I **3000K**
03.8875.40A
03.8875.14A
E I Dali Version
03.8875.40ADA
03.8875.14ADA

10° SPOT

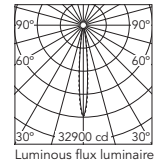

Luminous flux luminaire
1859 lm (EXTREME CUT OFF)

Beam Angle: 10°

h(m)	E(lx)	D(m)
1	32900	0.18
2	8225	0.36
3	3656	0.55
4	2056	0.73
5	1316	0.91

Optic Medium

E I **2700K**
03.9241.40A
03.9241.14A
E I Dali Version
03.9241.40ADA
03.9241.14ADA

22° MEDIUM

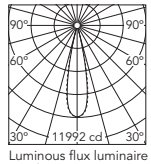

Luminous flux luminaire
1794 lm (EXTREME CUT OFF)

Beam Angle: 22°

h(m)	E(lx)	D(m)
1	11992	0.39
2	2998	0.78
3	1332	1.17
4	750	1.56
5	480	1.95

Optic Medium

E I **3000K**
03.9251.40A
03.9251.14A
E I Dali Version
03.9251.40ADA
03.9251.14ADA

22° MEDIUM

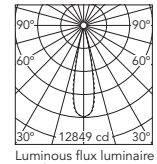

Luminous flux luminaire
1879 lm (EXTREME CUT OFF)

Beam Angle: 22°

h(m)	E(lx)	D(m)
1	12849	0.39
2	3212	0.78
3	1428	1.17
4	803	1.56
5	514	1.95

E I **2700K**
03.9240.40A
03.9240.14A
E I Dali Version
03.9240.40ADA
03.9240.14ADA

22° MEDIUM

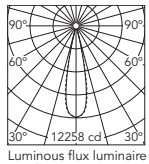

Luminous flux luminaire
1793 lm (EXTREME CUT OFF)

Beam Angle: 22°

h(m)	E(lx)	D(m)
1	12258	0.39
2	3065	0.78
3	1362	1.17
4	766	1.56
5	490	1.95

E I **3000K**
03.9250.40A
03.9250.14A
E I Dali Version
03.9250.40ADA
03.9250.14ADA

22° MEDIUM

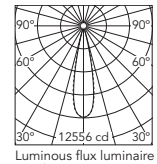

Luminous flux luminaire
1878 lm (EXTREME CUT OFF)

Beam Angle: 22°

h(m)	E(lx)	D(m)
1	12556	0.39
2	3139	0.78
3	1395	1.17
4	785	1.56
5	502	1.95

E I **2700K**
03.9242.40A
03.9242.14A
E I Dali Version
03.9242.40ADA
03.9242.14ADA

22° MEDIUM

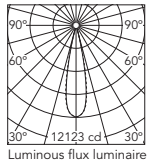

Luminous flux luminaire
1813 lm (EXTREME CUT OFF)

Beam Angle: 22°

h(m)	E(lx)	D(m)
1	12123	0.39
2	3031	0.78
3	1347	1.17
4	758	1.56
5	485	1.95

E I **3000K**
03.9252.40A
03.9252.14A
E I Dali Version
03.9252.40ADA
03.9252.14ADA

22° MEDIUM

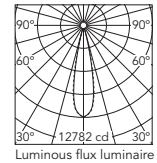

Luminous flux luminaire
1900 lm (EXTREME CUT OFF)

Beam Angle: 22°

h(m)	E(lx)	D(m)
1	12782	0.39
2	3196	0.77
3	1420	1.16
4	799	1.55
5	511	1.94

E I
03.9243.40A
03.9243.14A
E I Dali Version
03.9243.40ADA
03.9243.14ADA

22° MEDIUM

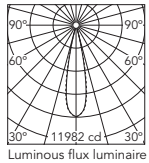

Luminous flux luminaire
1781 lm (EXTREME CUT OFF)

Beam Angle: 22°

h(m)	E(lx)	D(m)
1	11982	0.39
2	2995	0.77
3	1331	1.16
4	749	1.55
5	479	1.94

E I **3000K**
03.9253.40A
03.9253.14A
E I Dali Version
03.9253.40ADA
03.9253.14ADA

22° MEDIUM

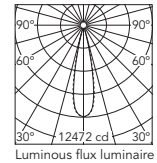

Luminous flux luminaire
1866 lm (EXTREME CUT OFF)

Beam Angle: 22°

h(m)	E(lx)	D(m)
1	12472	0.39
2	3118	0.78
3	1386	1.17
4	779	1.56
5	499	1.95

Optic Flood

E I **2700K**
03.9246.40A
03.9246.14A
E I Dali Version
03.9246.40ADA
03.9246.14ADA

33° FLOOD

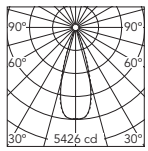

Luminous flux luminaire
1735 lm (EXTREME CUT OFF)

Beam Angle:		33°
h(m)	E(lx)	D(m)
1	5426	0.60
2	1357	1.19
3	603	1.79
4	339	2.39
5	217	2.99

E I **2700K**
03.9245.40A
03.9245.14A
E I Dali Version
03.9245.40ADA
03.9245.14ADA

33° FLOOD

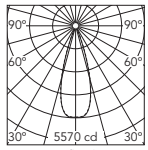

Luminous flux luminaire
1787 lm (EXTREME CUT OFF)

Beam Angle:		33°
h(m)	E(lx)	D(m)
1	5570	0.59
2	1392	1.18
3	619	1.78
4	348	2.37
5	223	2.96

E I **2700K**
03.9247.40A
03.9247.14A
E I Dali Version
03.9247.40ADA
03.9247.14ADA

33° FLOOD

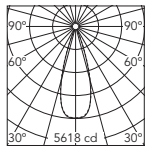

Luminous flux luminaire
1814 lm (EXTREME CUT OFF)

Beam Angle:		33°
h(m)	E(lx)	D(m)
1	5618	0.60
2	1405	1.19
3	624	1.79
4	351	2.38
5	225	2.98

E I **2700K**
03.9248.40A
03.9248.14A
E I Dali Version
03.9248.40ADA
03.9248.14ADA

33° FLOOD

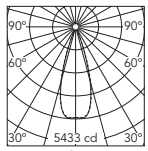

Luminous flux luminaire
1765 lm (EXTREME CUT OFF)

Beam Angle:		33°
h(m)	E(lx)	D(m)
1	5433	0.60
2	1358	1.20
3	604	1.79
4	340	2.39
5	217	2.99

Optic Flood

E I **3000K**
03.9256.40A
03.9256.14A
E I Dali Version
03.9256.40ADA
03.9256.14ADA

33° FLOOD

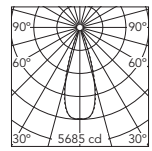

Luminous flux luminaire
1818 lm (EXTREME CUT OFF)

Beam Angle:		33°
h(m)	E(lx)	D(m)
1	5685	0.60
2	1421	1.19
3	632	1.79
4	355	2.39
5	227	2.99

E I **3000K**
03.9255.40A
03.9255.14A
E I Dali Version
03.9255.40ADA
03.9255.14ADA

33° FLOOD

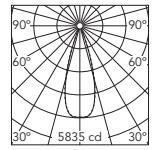

Luminous flux luminaire
1872 lm (EXTREME CUT OFF)

Beam Angle:		33°
h(m)	E(lx)	D(m)
1	5835	0.59
2	1459	1.18
3	648	1.78
4	365	2.37
5	233	2.96

E I **3000K**
03.9257.40A
03.9257.14A
E I Dali Version
03.9257.40ADA
03.9257.14ADA

33° FLOOD

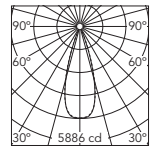

Luminous flux luminaire
1901 lm (EXTREME CUT OFF)

Beam Angle:		33°
h(m)	E(lx)	D(m)
1	5886	0.60
2	1472	1.19
3	654	1.79
4	368	2.38
5	235	2.98

E I **3000K**
03.9258.40A
03.9258.14A
E I Dali Version
03.9258.40ADA
03.9258.14ADA

33° FLOOD

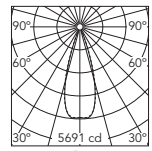

Luminous flux luminaire
1850 lm (EXTREME CUT OFF)

Beam Angle:		33°
h(m)	E(lx)	D(m)
1	5691	0.60
2	1423	1.20
3	632	1.79
4	356	2.39
5	228	2.99

Optic Wide Flood

E I **2700K**
03.8367.40A
03.8367.14A
E I Dali Version
03.8367.40ADA
03.8367.14ADA

46° WIDE FLOOD

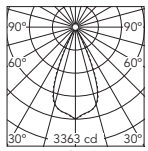

Luminous flux luminaire
1773 lm (EXTREME CUT OFF)

Beam Angle:		46°
h(m)	E(lx)	D(m)
1	3363	0.84
2	841	1.69
3	374	2.53
4	210	3.38
5	135	4.22

E I **2700K**
03.8366.40A
03.8366.14A
E I Dali Version
03.8366.40ADA
03.8366.14ADA

45° WIDE FLOOD

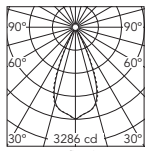

Luminous flux luminaire
1763 lm (EXTREME CUT OFF)

Beam Angle:		45°
h(m)	E(lx)	D(m)
1	3286	0.83
2	822	1.67
3	365	2.50
4	205	3.34
5	131	4.17

E I **2700K**
03.8368.40A
03.8368.14A
E I Dali Version
03.8368.40ADA
03.8368.14ADA

44° WIDE FLOOD

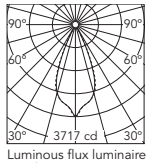

Luminous flux luminaire
1783 lm (EXTREME CUT OFF)

Beam Angle:		44°
h(m)	E(lx)	D(m)
1	3717	0.80
2	929	1.60
3	413	2.40
4	232	3.19
5	149	3.99

E I **2700K**
03.8369.40A
03.8369.14A
E I Dali Version
03.8369.40ADA
03.8369.14ADA

46° WIDE FLOOD

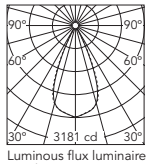

Luminous flux luminaire
1727 lm (EXTREME CUT OFF)

Beam Angle:		46°
h(m)	E(lx)	D(m)
1	3181	0.84
2	795	1.69
3	353	2.53
4	199	3.38
5	127	4.22

Optic Wide Flood

E I **3000K**
03.8371.40A
03.8371.14A
E I Dali Version
03.8371.40ADA
03.8371.14ADA

46° WIDE FLOOD

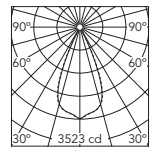

Luminous flux luminaire
1858 lm (EXTREME CUT OFF)

Beam Angle:		46°
h(m)	E(lx)	D(m)
1	3523	0.84
2	881	1.69
3	391	2.53
4	220	3.38
5	141	4.22

E I **3000K**
03.8370.40A
03.8370.14A
E I Dali Version
03.8370.40ADA
03.8370.14ADA

45° WIDE FLOOD

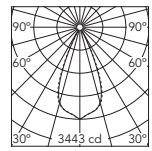

Luminous flux luminaire
1847 lm (EXTREME CUT OFF)

Beam Angle:		45°
h(m)	E(lx)	D(m)
1	3443	0.83
2	861	1.67
3	383	2.50
4	215	3.34
5	138	4.17

E I **3000K**
03.8372.40A
03.8372.14A
E I Dali Version
03.8372.40ADA
03.8372.14ADA

44° WIDE FLOOD

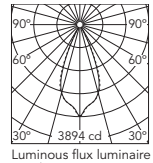

Luminous flux luminaire
1868 lm (EXTREME CUT OFF)

Beam Angle:		44°
h(m)	E(lx)	D(m)
1	3894	0.80
2	973	1.60
3	433	2.40
4	243	3.19
5	156	3.99

E I **3000K**
03.8373.40A
03.8373.14A
E I Dali Version
03.8373.40ADA
03.8373.14ADA

46° WIDE FLOOD

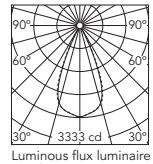

Luminous flux luminaire
1809 lm (EXTREME CUT OFF)

Beam Angle:		46°
h(m)	E(lx)	D(m)
1	3333	0.84
2	833	1.69
3	370	2.53
4	208	3.38
5	133	4.22

Light Shadow Fixed No Trim 12 Spots

Light Source: Power LED 32,4W - 3240 lm - 2700K/CRI 90 / 32,4W - 3420 lm - 3000K/CRI 90



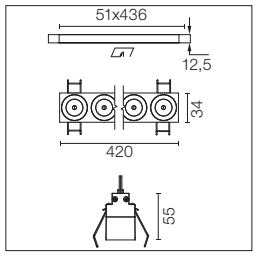

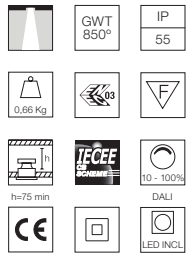

Leuchte für Unterputzmontage mit 12 LED-Lichtquellen. Externes Netzgerät eingeschlossen (220-240V).
Vorinstallationsrahmen. Muss separat bestellt werden.

E= Außenfarbe
I= Innenfarbe

Recessed integrated luminaire with 12 LED lighting spots. Remote power supply included (220-240V). It requires a pre-installation frame, to be ordered separately.

E= External Finish
I= Internal Finish

Optic Spot

E I **2700K**
03.8877.40A
03.8877.14A
E I Dali & Push Version
03.8877.40ADA
03.8877.14ADA

10° SPOT

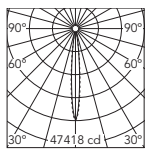

Luminous flux luminaire
2627 lm (EXTREME CUT OFF)

Beam Angle: 10°

h(m)	E(lx)	D(m)
1	47418	0.18
2	11854	0.36
3	5269	0.54
4	2964	0.72
5	1897	0.90

E I **3000K**
03.8881.40A
03.8881.14A
E I Dali & Push Version
03.8881.40ADA
03.8881.14ADA

10° SPOT

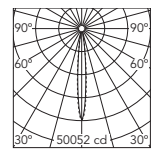

Luminous flux luminaire
2773 lm (EXTREME CUT OFF)

Beam Angle: 10°

h(m)	E(lx)	D(m)
1	50052	0.18
2	12513	0.36
3	5561	0.54
4	3128	0.72
5	2002	0.90

E I **2700K**
03.8876.40A
03.8876.14A
E I Dali & Push Version
03.8876.40ADA
03.8876.14ADA

10° SPOT

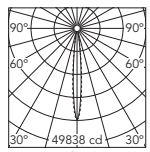

Luminous flux luminaire
2724 lm (EXTREME CUT OFF)

Beam Angle: 10°

h(m)	E(lx)	D(m)
1	49838	0.17
2	12459	0.35
3	5538	0.52
4	3115	0.70
5	1994	0.87

E I **3000K**
03.8880.40A
03.8880.14A
E I Dali & Push Version
03.8880.40ADA
03.8880.14ADA

10° SPOT

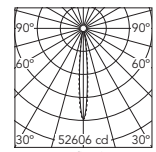

Luminous flux luminaire
2876 lm (EXTREME CUT OFF)

Beam Angle: 10°

h(m)	E(lx)	D(m)
1	52606	0.17
2	13152	0.35
3	5845	0.52
4	3288	0.70
5	2104	0.87

E I **2700K**
03.8878.40A
03.8878.14A
E I Dali & Push Version
03.8878.40ADA
03.8878.14ADA

10° SPOT

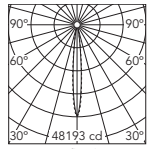

Luminous flux luminaire
2736 lm (EXTREME CUT OFF)

Beam Angle: 10°

h(m)	E(lx)	D(m)
1	48193	0.18
2	12048	0.36
3	5355	0.55
4	3012	0.73
5	1928	0.91

E I **3000K**
03.8882.40A
03.8882.14A
E I Dali & Push Version
03.8882.40ADA
03.8882.14ADA

10° SPOT

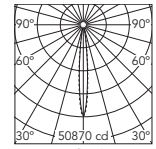

Luminous flux luminaire
2888 lm (EXTREME CUT OFF)

Beam Angle: 10°

h(m)	E(lx)	D(m)
1	50870	0.18
2	12718	0.36
3	5652	0.55
4	3179	0.73
5	2035	0.91

E I **2700K**
03.8879.40A
03.8879.14A
E I Dali & Push Version
03.8879.40ADA
03.8879.14ADA

10° SPOT

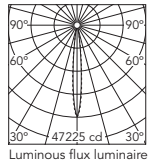

Luminous flux luminaire
2668 lm (EXTREME CUT OFF)

Beam Angle: 10°

h(m)	E(lx)	D(m)
1	47225	0.18
2	11806	0.36
3	5247	0.55
4	2952	0.73
5	1889	0.91

E I **3000K**
03.8883.40A
03.8883.14A
E I Dali & Push Version
03.8883.40ADA
03.8883.14ADA

10° SPOT

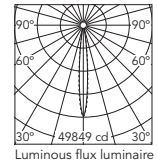

Luminous flux luminaire
2817 lm (EXTREME CUT OFF)

Beam Angle: 10°

h(m)	E(lx)	D(m)
1	49849	0.18
2	12462	0.36
3	5539	0.55
4	3116	0.73
5	1994	0.91

Optic Medium

E I **2700K**
03.9261.40A
03.9261.14A
E I Dali & Push Version
03.9261.40ADA
03.9261.14ADA

22° MEDIUM

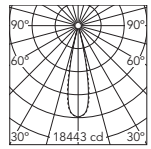

Luminous flux luminaire
2698 lm (EXTREME CUT OFF)

Beam Angle: 22°

h(m)	E(lx)	D(m)
1	18443	0.39
2	4611	0.78
3	2049	1.17
4	1153	1.56
5	738	1.95

E I **3000K**
03.9271.40A
03.9271.14A
E I Dali & Push Version
03.9271.40ADA
03.9271.14ADA

22° MEDIUM

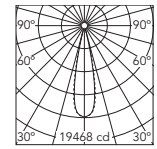

Luminous flux luminaire
2847 lm (EXTREME CUT OFF)

Beam Angle: 22°

h(m)	E(lx)	D(m)
1	19468	0.39
2	4867	0.78
3	2163	1.17
4	1217	1.56
5	779	1.95

E I **2700K**
03.9260.40A
03.9260.14A
E I Dali & Push Version
03.9260.40ADA
03.9260.14ADA

22° MEDIUM

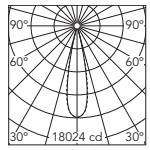

Luminous flux luminaire
2696 lm (EXTREME CUT OFF)

Beam Angle: 22°

h(m)	E(lx)	D(m)
1	18024	0.39
2	4506	0.78
3	2003	1.17
4	1126	1.56
5	721	1.95

E I **3000K**
03.9270.40A
03.9270.14A
E I Dali & Push Version
03.9270.40ADA
03.9270.14ADA

22° MEDIUM

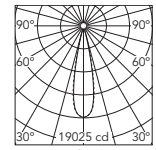

Luminous flux luminaire
2846 lm (EXTREME CUT OFF)

Beam Angle: 22°

h(m)	E(lx)	D(m)
1	19025	0.39
2	4756	0.78
3	2114	1.17
4	1189	1.56
5	761	1.95

E I **2700K**
03.9262.40A
03.9262.14A
E I Dali & Push Version
03.9262.40ADA
03.9262.14ADA

22° MEDIUM

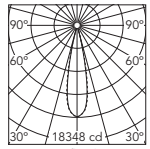

Luminous flux luminaire
2727 lm (EXTREME CUT OFF)

Beam Angle: 22°

h(m)	E(lx)	D(m)
1	18348	0.39
2	4587	0.77
3	2039	1.16
4	1147	1.55
5	734	1.94

E I **3000K**
03.9272.40A
03.9272.14A
E I Dali & Push Version
03.9272.40ADA
03.9272.14ADA

22° MEDIUM

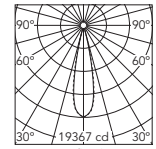

Luminous flux luminaire
2878 lm (EXTREME CUT OFF)

Beam Angle: 22°

h(m)	E(lx)	D(m)
1	19367	0.39
2	4842	0.77
3	2152	1.16
4	1210	1.55
5	775	1.94

E I **2700K**
03.9263.40A
03.9263.14A
E I Dali & Push Version
03.9263.40ADA
03.9263.14ADA

22° MEDIUM

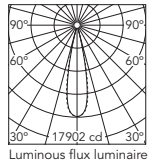

Luminous flux luminaire
2678 lm (EXTREME CUT OFF)

Beam Angle: 22°

h(m)	E(lx)	D(m)
1	17902	0.39
2	4476	0.78
3	1989	1.17
4	1119	1.56
5	716	1.95

E I **3000K**
03.9273.40A
03.9273.14A
E I Dali & Push Version
03.9273.40ADA
03.9273.14ADA

22° MEDIUM

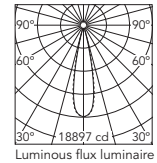

Luminous flux luminaire
2827 lm (EXTREME CUT OFF)

Beam Angle: 22°

h(m)	E(lx)	D(m)
1	18897	0.39
2	4724	0.78
3	2100	1.17
4	1181	1.56
5	756	1.95

Optic Flood

E I **2700K**
03.9266.40A
03.9266.14A
E I Dali & Push Version
03.9266.40ADA
03.9266.14ADA

33° FLOOD

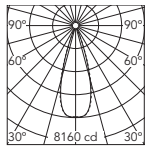

Luminous flux luminaire
2610 lm (EXTREME CUT OFF)

Beam Angle: 33°

h(m)	E(lx)	D(m)
1	8160	0.60
2	2040	1.19
3	907	1.79
4	510	2.39
5	326	2.99

E I **2700K**
03.9265.40A
03.9265.14A
E I Dali & Push Version
03.9265.40ADA
03.9265.14ADA

33° FLOOD

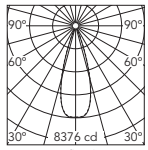

Luminous flux luminaire
2687 lm (EXTREME CUT OFF)

Beam Angle: 33°

h(m)	E(lx)	D(m)
1	8376	0.59
2	2094	1.18
3	931	1.78
4	523	2.37
5	335	2.96

E I **2700K**
03.9267.40A
03.9267.14A
E I Dali & Push Version
03.9267.40ADA
03.9267.14ADA

33° FLOOD

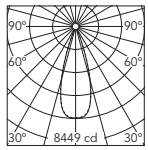

Luminous flux luminaire
2728 lm (EXTREME CUT OFF)

Beam Angle: 33°

h(m)	E(lx)	D(m)
1	8449	0.60
2	2112	1.19
3	939	1.79
4	528	2.38
5	338	2.98

E I **2700K**
03.9268.40A
03.9268.14A
E I Dali & Push Version
03.9268.40ADA
03.9268.14ADA

33° FLOOD

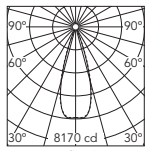

Luminous flux luminaire
2655 lm (EXTREME CUT OFF)

Beam Angle: 33°

h(m)	E(lx)	D(m)
1	8170	0.60
2	2042	1.20
3	908	1.79
4	511	2.39
5	327	2.99

Optic Flood

E I **3000K**
03.9276.40A
03.9276.14A
E I Dali & Push Version
03.9276.40ADA
03.9276.14ADA

33° FLOOD

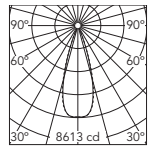

Luminous flux luminaire
2755 lm (EXTREME CUT OFF)

Beam Angle: 33°

h(m)	E(lx)	D(m)
1	8613	0.60
2	2153	1.19
3	957	1.79
4	538	2.39
5	345	2.99

E I **3000K**
03.9275.40A
03.9275.14A
E I Dali & Push Version
03.9275.40ADA
03.9275.14ADA

33° FLOOD

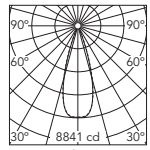

Luminous flux luminaire
2836 lm (EXTREME CUT OFF)

Beam Angle: 33°

h(m)	E(lx)	D(m)
1	8841	0.59
2	2210	1.18
3	982	1.78
4	553	2.37
5	354	2.96

E I **3000K**
03.9277.40A
03.9277.14A
E I Dali & Push Version
03.9277.40ADA
03.9277.14ADA

33° FLOOD

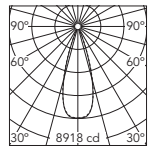

Luminous flux luminaire
2880 lm (EXTREME CUT OFF)

Beam Angle: 33°

h(m)	E(lx)	D(m)
1	8918	0.60
2	2230	1.19
3	991	1.79
4	557	2.38
5	357	2.98

E I **3000K**
03.9278.40A
03.9278.14A
E I Dali & Push Version
03.9278.40ADA
03.9278.14ADA

33° FLOOD

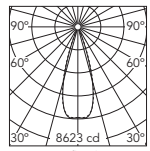

Luminous flux luminaire
2802 lm (EXTREME CUT OFF)

Beam Angle: 33°

h(m)	E(lx)	D(m)
1	8623	0.60
2	2156	1.20
3	958	1.79
4	539	2.39
5	345	2.99

Optic Wide Flood

E I **2700K**
03.8375.40A
03.8375.14A
E I Dali & Push Version
03.8375.40ADA
03.8375.14ADA

46° WIDE FLOOD

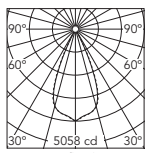

Luminous flux luminaire
2666 lm (EXTREME CUT OFF)

Beam Angle: 46°

h(m)	E(lx)	D(m)
1	5058	0.84
2	1264	1.69
3	562	2.53
4	316	3.38
5	202	4.22

E I **2700K**
03.8374.40A
03.8374.14A
E I Dali & Push Version
03.8374.40ADA
03.8374.14ADA

45° WIDE FLOOD

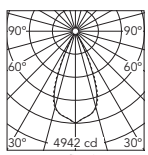

Luminous flux luminaire
2652 lm (EXTREME CUT OFF)

Beam Angle: 45°

h(m)	E(lx)	D(m)
1	4942	0.83
2	1235	1.67
3	549	2.50
4	309	3.34
5	198	4.17

E I **2700K**
03.8376.40A
03.8376.14A
E I Dali & Push Version
03.8376.40ADA
03.8376.14ADA

44° WIDE FLOOD

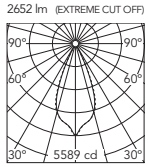

Luminous flux luminaire
2681 lm (EXTREME CUT OFF)

Beam Angle: 44°

h(m)	E(lx)	D(m)
1	5589	0.80
2	1397	1.60
3	621	2.40
4	349	3.19
5	224	3.99

E I **2700K**
03.8377.40A
03.8377.14A
E I Dali & Push Version
03.8377.40ADA
03.8377.14ADA

46° WIDE FLOOD

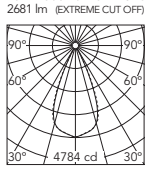

Luminous flux luminaire
2597 lm (EXTREME CUT OFF)

Beam Angle: 46°

h(m)	E(lx)	D(m)
1	4784	0.84
2	1196	1.69
3	532	2.53
4	299	3.38
5	191	4.22

Optic Wide Flood

E I **3000K**
03.8379.40A
03.8379.14A
E I Dali & Push Version
03.8379.40ADA
03.8379.14ADA

46° WIDE FLOOD

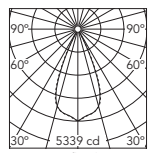

Luminous flux luminaire
2815 lm (EXTREME CUT OFF)

Beam Angle: 46°

h(m)	E(lx)	D(m)
1	5339	0.84
2	1335	1.69
3	593	2.53
4	334	3.38
5	214	4.22

E I **3000K**
03.8378.40A
03.8378.14A
E I Dali & Push Version
03.8378.40ADA
03.8378.14ADA

45° WIDE FLOOD

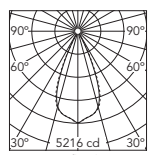

Luminous flux luminaire
2799 lm (EXTREME CUT OFF)

Beam Angle: 45°

h(m)	E(lx)	D(m)
1	5216	0.83
2	1304	1.67
3	580	2.50
4	326	3.34
5	209	4.17

E I **3000K**
03.8380.40A
03.8380.14A
E I Dali & Push Version
03.8380.40ADA
03.8380.14ADA

44° WIDE FLOOD

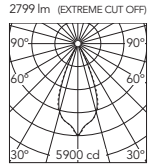

Luminous flux luminaire
2830 lm (EXTREME CUT OFF)

Beam Angle: 44°

h(m)	E(lx)	D(m)
1	5900	0.80
2	1475	1.60
3	656	2.40
4	369	3.19
5	236	3.99

E I **3000K**
03.8381.40A
03.8381.14A
E I Dali & Push Version
03.8381.40ADA
03.8381.14ADA

46° WIDE FLOOD

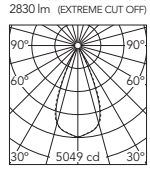

Luminous flux luminaire
2742 lm (EXTREME CUT OFF)

Beam Angle: 46°

h(m)	E(lx)	D(m)
1	5049	0.84
2	1262	1.69
3	561	2.53
4	316	3.38
5	202	4.22

Light Shadow Adjustable Trim 2 Spots

Light Source: Power LED 5,4W - 540 lm - 2700K/CRI 90 / 5,4W - 570 lm - 3000K/CRI 90



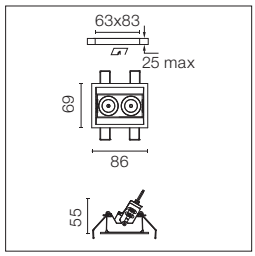

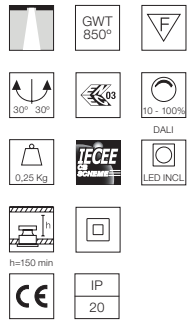

Leuchte für Unterputzmontage mit 2 LED-Lichtquellen. Externes Netzgerät eingeschlossen (220-240V).
Vorinstallationsrahmen nicht erforderlich.

E= Außenfarbe
I= Innenfarbe

Recessed integrated luminaire with 2 LED lighting spots. Remote power supply included (220-240V).
Pre-Installation frame not required.

E= External Finish
I= Internal Finish

Optic Spot

E I **2700K**
03.8885.40A
03.8885.14A
E I Dali Version
03.8885.40ADA
03.8885.14ADA

10° SPOT

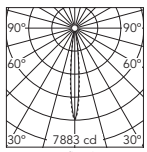

Luminous flux luminaire
437 lm (EXTREME CUT OFF)

Beam Angle: 10°

h(m)	E(lx)	D(m)
1	7883	0.18
2	1971	0.36
3	876	0.54
4	493	0.72
5	315	0.90

E I **2700K**
03.8884.40A
03.8884.14A
E I Dali Version
03.8884.40ADA
03.8884.14ADA

10° SPOT

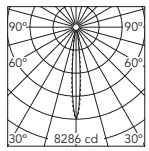

Luminous flux luminaire
453 lm (EXTREME CUT OFF)

Beam Angle: 10°

h(m)	E(lx)	D(m)
1	8286	0.17
2	2071	0.35
3	921	0.52
4	518	0.70
5	331	0.87

E I **2700K**
03.8886.40A
03.8886.14A
E I Dali Version
03.8886.40ADA
03.8886.14ADA

10° SPOT

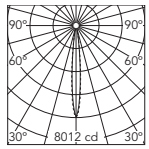

Luminous flux luminaire
455 lm (EXTREME CUT OFF)

Beam Angle: 10°

h(m)	E(lx)	D(m)
1	8012	0.18
2	2003	0.36
3	890	0.55
4	501	0.73
5	320	0.91

E I **2700K**
03.8887.40A
03.8887.14A
E I Dali Version
03.8887.40ADA
03.8887.14ADA

10° SPOT

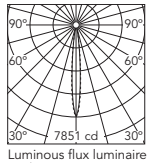

Luminous flux luminaire
444 lm (EXTREME CUT OFF)

Beam Angle: 10°

h(m)	E(lx)	D(m)
1	7851	0.18
2	1963	0.36
3	872	0.55
4	491	0.73
5	314	0.91

Optic Medium

E I **2700K**
03.9301.40A
03.9301.14A
E I Dali Version
03.9301.40ADA
03.9301.14ADA

22° MEDIUM

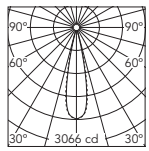

Luminous flux luminaire
448 lm (EXTREME CUT OFF)

Beam Angle: 22°

h(m)	E(lx)	D(m)
1	3066	0.39
2	767	0.78
3	341	1.17
4	192	1.56
5	123	1.95

E I **2700K**
03.9300.40A
03.9300.14A
E I Dali Version
03.9300.40ADA
03.9300.14ADA

22° MEDIUM

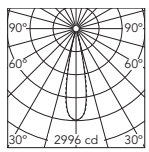

Luminous flux luminaire
448 lm (EXTREME CUT OFF)

Beam Angle: 22°

h(m)	E(lx)	D(m)
1	2996	0.39
2	749	0.78
3	333	1.17
4	187	1.56
5	120	1.95

E I **2700K**
03.9302.40A
03.9302.14A
E I Dali Version
03.9302.40ADA
03.9302.14ADA

22° MEDIUM

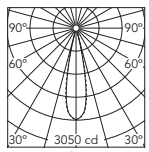

Luminous flux luminaire
453 lm (EXTREME CUT OFF)

Beam Angle: 22°

h(m)	E(lx)	D(m)
1	3050	0.39
2	763	0.77
3	339	1.16
4	191	1.55
5	122	1.94

E I **2700K**
03.9303.40A
03.9303.14A
E I Dali Version
03.9303.40ADA
03.9303.14ADA

22° MEDIUM

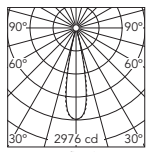

Luminous flux luminaire
445 lm (EXTREME CUT OFF)

Beam Angle: 22°

h(m)	E(lx)	D(m)
1	2976	0.39
2	744	0.78
3	331	1.17
4	186	1.56
5	119	1.95

Optic Spot

E I **3000K**
03.8889.40A
03.8889.14A
E I Dali Version
03.8889.40ADA
03.8889.14ADA

10° SPOT

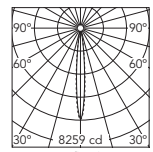

Luminous flux luminaire
458 lm (EXTREME CUT OFF)

Beam Angle: 10°

h(m)	E(lx)	D(m)
1	8259	0.18
2	2065	0.36
3	918	0.54
4	516	0.72
5	330	0.90

E I **3000K**
03.8888.40A
03.8888.14A
E I Dali Version
03.8888.40ADA
03.8888.14ADA

10° SPOT

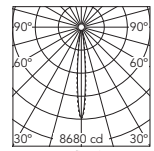

Luminous flux luminaire
475 lm (EXTREME CUT OFF)

Beam Angle: 10°

h(m)	E(lx)	D(m)
1	8680	0.17
2	2170	0.35
3	964	0.52
4	543	0.70
5	347	0.87

E I **3000K**
03.8890.40A
03.8890.14A
E I Dali Version
03.8890.40ADA
03.8890.14ADA

10° SPOT

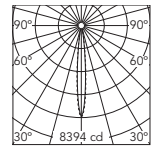

Luminous flux luminaire
477 lm (EXTREME CUT OFF)

Beam Angle: 10°

h(m)	E(lx)	D(m)
1	8394	0.18
2	2098	0.36
3	933	0.55
4	525	0.73
5	336	0.91

E I **3000K**
03.8891.40A
03.8891.14A
E I Dali Version
03.8891.40ADA
03.8891.14ADA

10° SPOT

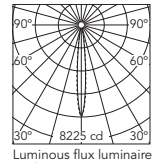

Luminous flux luminaire
465 lm (EXTREME CUT OFF)

Beam Angle: 10°

h(m)	E(lx)	D(m)
1	8225	0.18
2	2056	0.36
3	914	0.55
4	514	0.73
5	329	0.91

Optic Medium

E I **3000K**
03.9311.40A
03.9311.14A
E I Dali Version
03.9311.40ADA
03.9311.14ADA

22° MEDIUM

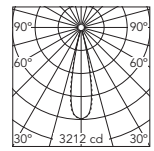

Luminous flux luminaire
470 lm (EXTREME CUT OFF)

Beam Angle: 22°

h(m)	E(lx)	D(m)
1	3212	0.39
2	803	0.78
3	357	1.17
4	201	1.56
5	128	1.95

E I **3000K**
03.9310.40A
03.9310.14A
E I Dali Version
03.9310.40ADA
03.9310.14ADA

22° MEDIUM

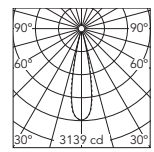

Luminous flux luminaire
470 lm (EXTREME CUT OFF)

Beam Angle: 22°

h(m)	E(lx)	D(m)
1	3139	0.39
2	785	0.78
3	349	1.17
4	196	1.56
5	126	1.95

E I **3000K**
03.9312.40A
03.9312.14A
E I Dali Version
03.9312.40ADA
03.9312.14ADA

22° MEDIUM

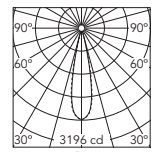

Luminous flux luminaire
475 lm (EXTREME CUT OFF)

Beam Angle: 22°

h(m)	E(lx)	D(m)
1	3196	0.39
2	799	0.77
3	355	1.16
4	200	1.55
5	128	1.94

E I **3000K**
03.9313.40A
03.9313.14A
E I Dali Version
03.9313.40ADA
03.9313.14ADA

22° MEDIUM

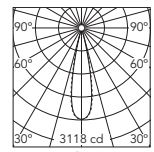

Luminous flux luminaire
466 lm (EXTREME CUT OFF)

Beam Angle: 22°

h(m)	E(lx)	D(m)
1	3118	0.39
2	779	0.78
3	346	1.17
4	195	1.56
5	125	1.95

Optic Flood

E I **2700K**
03.9306.40A
03.9306.14A
E I Dali Version
03.9306.40ADA
03.9306.14ADA



FLOOD

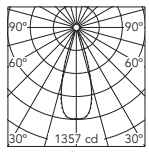

Luminous flux luminaire
434 lm (EXTREME CUT OFF)

Beam Angle: 33°

h(m)	E(lx)	D(m)
1	1357	0.60
2	339	1.19
3	151	1.79
4	85	2.39
5	54	2.99

E I **2700K**
03.9305.40A
03.9305.14A
E I Dali Version
03.9305.40ADA
03.9305.14ADA



FLOOD

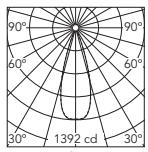

Luminous flux luminaire
447 lm (EXTREME CUT OFF)

Beam Angle: 33°

h(m)	E(lx)	D(m)
1	1392	0.59
2	348	1.18
3	155	1.78
4	87	2.37
5	56	2.96

E I **2700K**
03.9307.40A
03.9307.14A
E I Dali Version
03.9307.40ADA
03.9307.14ADA



FLOOD

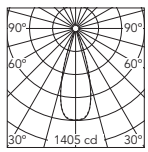

Luminous flux luminaire
454 lm (EXTREME CUT OFF)

Beam Angle: 33°

h(m)	E(lx)	D(m)
1	1405	0.60
2	351	1.19
3	156	1.79
4	88	2.38
5	56	2.98

E I **2700K**
03.9308.40A
03.9308.14A
E I Dali Version
03.9308.40ADA
03.9308.14ADA



FLOOD

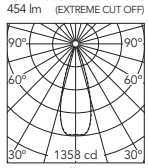

Luminous flux luminaire
441 lm (EXTREME CUT OFF)

Beam Angle: 33°

h(m)	E(lx)	D(m)
1	1358	0.60
2	340	1.20
3	151	1.79
4	85	2.39
5	54	2.99

Optic Flood

E I **3000K**
03.9316.40A
03.9316.14A
E I Dali Version
03.9316.40ADA
03.9316.14ADA



FLOOD

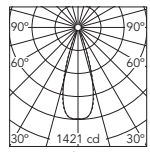

Luminous flux luminaire
455 lm (EXTREME CUT OFF)

Beam Angle: 33°

h(m)	E(lx)	D(m)
1	1421	0.60
2	355	1.19
3	158	1.79
4	89	2.39
5	57	2.99

E I **3000K**
03.9315.40A
03.9315.14A
E I Dali Version
03.9315.40ADA
03.9315.14ADA



FLOOD

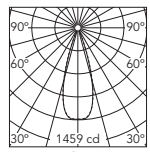

Luminous flux luminaire
468 lm (EXTREME CUT OFF)

Beam Angle: 33°

h(m)	E(lx)	D(m)
1	1459	0.59
2	365	1.18
3	162	1.78
4	91	2.37
5	58	2.96

E I **3000K**
03.9317.40A
03.9317.14A
E I Dali Version
03.9317.40ADA
03.9317.14ADA



FLOOD

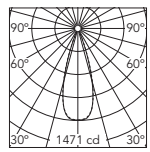

Luminous flux luminaire
475 lm (EXTREME CUT OFF)

Beam Angle: 33°

h(m)	E(lx)	D(m)
1	1471	0.60
2	368	1.19
3	163	1.79
4	92	2.38
5	59	2.98

E I **3000K**
03.9318.40A
03.9318.14A
E I Dali Version
03.9318.40ADA
03.9318.14ADA



FLOOD

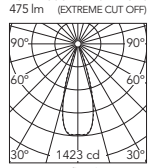

Luminous flux luminaire
462 lm (EXTREME CUT OFF)

Beam Angle: 33°

h(m)	E(lx)	D(m)
1	1423	0.60
2	356	1.20
3	158	1.79
4	89	2.39
5	57	2.99

Optic Wide Flood

E I **2700K**
03.7301.40A
03.7301.14A
E I Dali Version
03.7301.40ADA
03.7301.14ADA



WIDE FLOOD

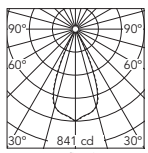

Luminous flux luminaire
443 lm (EXTREME CUT OFF)

Beam Angle: 46°

h(m)	E(lx)	D(m)
1	841	0.84
2	210	1.69
3	93	2.53
4	53	3.38
5	34	4.22

E I **2700K**
03.7300.40A
03.7300.14A
E I Dali Version
03.7300.40ADA
03.7300.14ADA



WIDE FLOOD

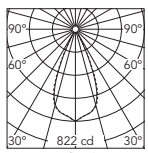

Luminous flux luminaire
441 lm (EXTREME CUT OFF)

Beam Angle: 45°

h(m)	E(lx)	D(m)
1	822	0.83
2	205	1.67
3	91	2.50
4	51	3.34
5	33	4.17

E I **2700K**
03.7302.40A
03.7302.14A
E I Dali Version
03.7302.40ADA
03.7302.14ADA



WIDE FLOOD

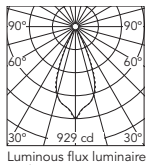

Luminous flux luminaire
446 lm (EXTREME CUT OFF)

Beam Angle: 44°

h(m)	E(lx)	D(m)
1	929	0.80
2	232	1.60
3	103	2.40
4	58	3.19
5	37	3.99

E I **2700K**
03.7303.40A
03.7303.14A
E I Dali Version
03.7303.40ADA
03.7303.14ADA



WIDE FLOOD

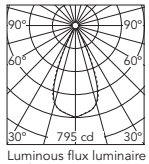

Luminous flux luminaire
432 lm (EXTREME CUT OFF)

Beam Angle: 46°

h(m)	E(lx)	D(m)
1	795	0.84
2	199	1.69
3	88	2.53
4	50	3.38
5	32	4.22

Optic Wide Flood

E I **3000K**
03.7305.40A
03.7305.14A
E I Dali Version
03.7305.40ADA
03.7305.14ADA



WIDE FLOOD

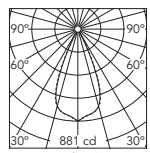

Luminous flux luminaire
464 lm (EXTREME CUT OFF)

Beam Angle: 46°

h(m)	E(lx)	D(m)
1	881	0.84
2	220	1.69
3	98	2.53
4	55	3.38
5	35	4.22

E I **3000K**
03.7304.40A
03.7304.14A
E I Dali Version
03.7304.40ADA
03.7304.14ADA



WIDE FLOOD

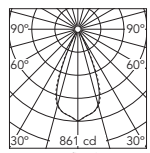

Luminous flux luminaire
462 lm (EXTREME CUT OFF)

Beam Angle: 45°

h(m)	E(lx)	D(m)
1	861	0.83
2	215	1.67
3	96	2.50
4	54	3.34
5	34	4.17

E I **3000K**
03.7306.40A
03.7306.14A
E I Dali Version
03.7306.40ADA
03.7306.14ADA



WIDE FLOOD

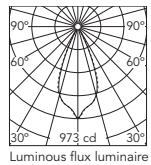

Luminous flux luminaire
467 lm (EXTREME CUT OFF)

Beam Angle: 44°

h(m)	E(lx)	D(m)
1	973	0.80
2	243	1.60
3	108	2.40
4	61	3.19
5	39	3.99

E I **3000K**
03.7307.40A
03.7307.14A
E I Dali Version
03.7307.40ADA
03.7307.14ADA



WIDE FLOOD

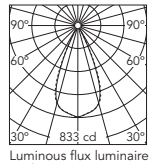

Luminous flux luminaire
452 lm (EXTREME CUT OFF)

Beam Angle: 46°

h(m)	E(lx)	D(m)
1	833	0.84
2	208	1.69
3	93	2.53
4	52	3.38
5	33	4.22

Light Shadow Adjustable Trim 4 Spots

Light Source: Power LED 10,8W - 1080 lm - 2700K/CRI 90 / 10,8W - 1140lm - 3000K/CRI 90



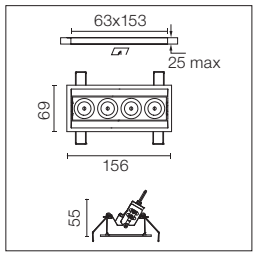

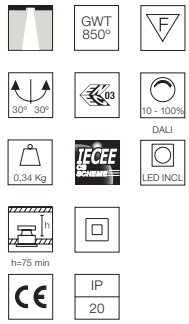

Leuchte für Unterputzmontage mit 4 LED-Lichtquellen. Externes Netzgerät eingeschlossen (220-240V).
Vorinstallationsrahmen nicht erforderlich.

E= Außenfarbe
I= Innenfarbe

Recessed integrated luminaire with 4 LED lighting spots. Remote power supply included (220-240V).
Pre-Installation frame not required.

E= External Finish
I= Internal Finish

Optic Spot

E I **2700K**
03.8893.40A
03.8893.14A
E I Dali Version
03.8893.40ADA
03.8893.14ADA

10° SPOT

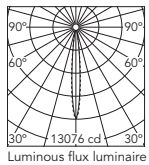

Luminous flux luminaire
724 lm (EXTREME CUT OFF)

Beam Angle: 10°

h(m)	E(lx)	D(m)
1	13076	0.18
2	3269	0.36
3	1453	0.54
4	817	0.72
5	523	0.90

Optic Spot

E I **3000K**
03.8897.40A
03.8897.14A
E I Dali Version
03.8897.40ADA
03.8897.14ADA

10° SPOT

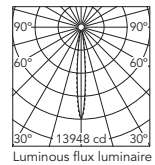

Luminous flux luminaire
773 lm (EXTREME CUT OFF)

Beam Angle: 10°

h(m)	E(lx)	D(m)
1	13948	0.18
2	3487	0.36
3	1550	0.54
4	872	0.72
5	558	0.90

E I **2700K**
03.8892.40A
03.8892.14A
E I Dali Version
03.8892.40ADA
03.8892.14ADA

10° SPOT

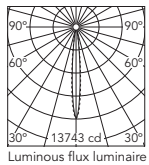

Luminous flux luminaire
751 lm (EXTREME CUT OFF)

Beam Angle: 10°

h(m)	E(lx)	D(m)
1	13743	0.17
2	3436	0.35
3	1527	0.52
4	859	0.70
5	550	0.87

E I **3000K**
03.8896.40A
03.8896.14A
E I Dali Version
03.8896.40ADA
03.8896.14ADA

10° SPOT

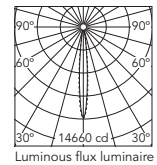

Luminous flux luminaire
801 lm (EXTREME CUT OFF)

Beam Angle: 10°

h(m)	E(lx)	D(m)
1	14660	0.17
2	3665	0.35
3	1629	0.52
4	916	0.70
5	586	0.87

E I **2700K**
03.8894.40A
03.8894.14A
E I Dali Version
03.8894.40ADA
03.8894.14ADA

10° SPOT

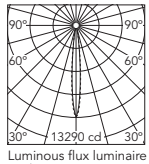

Luminous flux luminaire
754 lm (EXTREME CUT OFF)

Beam Angle: 10°

h(m)	E(lx)	D(m)
1	13290	0.18
2	3322	0.36
3	1477	0.55
4	831	0.73
5	532	0.91

E I **3000K**
03.8898.40A
03.8898.14A
E I Dali Version
03.8898.40ADA
03.8898.14ADA

10° SPOT

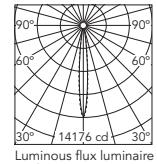

Luminous flux luminaire
805 lm (EXTREME CUT OFF)

Beam Angle: 10°

h(m)	E(lx)	D(m)
1	14176	0.18
2	3544	0.36
3	1575	0.55
4	886	0.73
5	567	0.91

E I **2700K**
03.8895.40A
03.8895.14A
E I Dali Version
03.8895.40ADA
03.8895.14ADA

10° SPOT

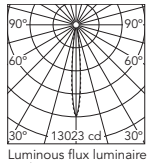

Luminous flux luminaire
736 lm (EXTREME CUT OFF)

Beam Angle: 10°

h(m)	E(lx)	D(m)
1	13023	0.18
2	3256	0.36
3	1447	0.55
4	814	0.73
5	521	0.91

E I **3000K**
03.8899.40A
03.8899.14A
E I Dali Version
03.8899.40ADA
03.8899.14ADA

10° SPOT

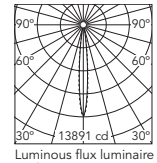

Luminous flux luminaire
785 lm (EXTREME CUT OFF)

Beam Angle: 10°

h(m)	E(lx)	D(m)
1	13891	0.18
2	3473	0.36
3	1543	0.55
4	868	0.73
5	556	0.91

Optic Medium

E I **2700K**
03.9321.40A
03.9321.14A
E I Dali Version
03.9321.40ADA
03.9321.14ADA

22° MEDIUM

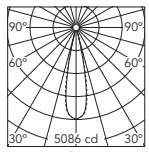

Luminous flux luminaire
744 lm (EXTREME CUT OFF)

Beam Angle: 22°

h(m)	E(lx)	D(m)
1	5086	0.39
2	1272	0.78
3	565	1.17
4	318	1.56
5	203	1.95

Optic Medium

E I **3000K**
03.9331.40A
03.9331.14A
E I Dali Version
03.9331.40ADA
03.9331.14ADA

22° MEDIUM

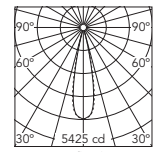

Luminous flux luminaire
793 lm (EXTREME CUT OFF)

Beam Angle: 22°

h(m)	E(lx)	D(m)
1	5425	0.39
2	1356	0.78
3	603	1.17
4	339	1.56
5	217	1.95

E I **2700K**
03.9320.40A
03.9320.14A
E I Dali Version
03.9320.40ADA
03.9320.14ADA

22° MEDIUM

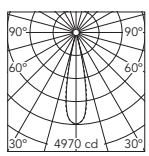

Luminous flux luminaire
744 lm (EXTREME CUT OFF)

Beam Angle: 22°

h(m)	E(lx)	D(m)
1	4970	0.39
2	1243	0.78
3	552	1.17
4	311	1.56
5	199	1.95

E I **3000K**
03.9330.40A
03.9330.14A
E I Dali Version
03.9330.40ADA
03.9330.14ADA

22° MEDIUM

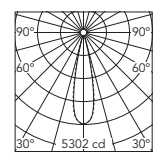

Luminous flux luminaire
793 lm (EXTREME CUT OFF)

Beam Angle: 22°

h(m)	E(lx)	D(m)
1	5302	0.39
2	1325	0.78
3	589	1.17
4	331	1.56
5	212	1.95

E I **2700K**
03.9322.40A
03.9322.14A
E I Dali Version
03.9322.40ADA
03.9322.14ADA

22° MEDIUM

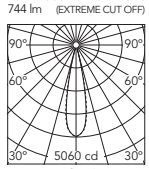

Luminous flux luminaire
752 lm (EXTREME CUT OFF)

Beam Angle: 22°

h(m)	E(lx)	D(m)
1	5060	0.39
2	1265	0.77
3	562	1.16
4	316	1.55
5	202	1.94

E I **3000K**
03.9332.40A
03.9332.14A
E I Dali Version
03.9332.40ADA
03.9332.14ADA

22° MEDIUM

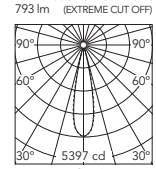

Luminous flux luminaire
802 lm (EXTREME CUT OFF)

Beam Angle: 22°

h(m)	E(lx)	D(m)
1	5397	0.39
2	1349	0.77
3	600	1.16
4	337	1.55
5	216	1.94

E I **2700K**
03.9323.40A
03.9323.14A
E I Dali Version
03.9323.40ADA
03.9323.14ADA

22° MEDIUM

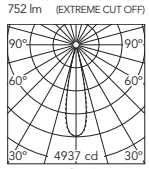

Luminous flux luminaire
738 lm (EXTREME CUT OFF)

Beam Angle: 22°

h(m)	E(lx)	D(m)
1	4937	0.39
2	1234	0.78
3	549	1.17
4	309	1.56
5	197	1.95

E I **3000K**
03.9333.40A
03.9333.14A
E I Dali Version
03.9333.40ADA
03.9333.14ADA

22° MEDIUM

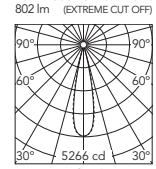

Luminous flux luminaire
788 lm (EXTREME CUT OFF)

Beam Angle: 22°

h(m)	E(lx)	D(m)
1	5266	0.39
2	1316	0.78
3	585	1.17
4	329	1.56
5	211	1.95

Optic Flood

E I **2700K**
03.9326.40A
03.9326.14A
E I Dali Version
03.9326.40ADA
03.9326.14ADA

33° FLOOD

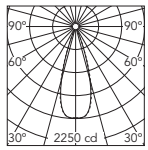

Luminous flux luminaire
720 lm (EXTREME CUT OFF)

Beam Angle: 33°

h(m)	E(lx)	D(m)
1	2250	0.60
2	563	1.19
3	250	1.79
4	141	2.39
5	90	2.99

E I **2700K**
03.9325.40A
03.9325.14A
E I Dali Version
03.9325.40ADA
03.9325.14ADA

33° FLOOD

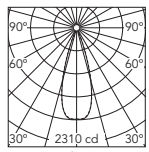

Luminous flux luminaire
741 lm (EXTREME CUT OFF)

Beam Angle: 33°

h(m)	E(lx)	D(m)
1	2310	0.59
2	577	1.18
3	257	1.78
4	144	2.37
5	92	2.96

E I **2700K**
03.9327.40A
03.9327.14A
E I Dali Version
03.9327.40ADA
03.9327.14ADA

33° FLOOD

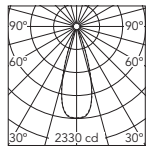

Luminous flux luminaire
752 lm (EXTREME CUT OFF)

Beam Angle: 33°

h(m)	E(lx)	D(m)
1	2330	0.60
2	582	1.19
3	259	1.79
4	146	2.38
5	93	2.98

E I **2700K**
03.9328.40A
03.9328.14A
E I Dali Version
03.9328.40ADA
03.9328.14ADA

33° FLOOD

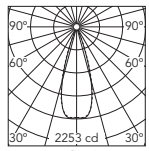

Luminous flux luminaire
732 lm (EXTREME CUT OFF)

Beam Angle: 33°

h(m)	E(lx)	D(m)
1	2253	0.60
2	563	1.20
3	250	1.79
4	141	2.39
5	90	2.99

Optic Flood

E I **3000K**
03.9336.40A
03.9336.14A
E I Dali Version
03.9336.40ADA
03.9336.14ADA

33° FLOOD

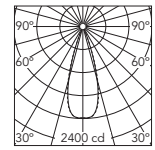

Luminous flux luminaire
768 lm (EXTREME CUT OFF)

Beam Angle: 33°

h(m)	E(lx)	D(m)
1	2400	0.60
2	600	1.19
3	267	1.79
4	150	2.39
5	96	2.99

E I **3000K**
03.9335.40A
03.9335.14A
E I Dali Version
03.9335.40ADA
03.9335.14ADA

33° FLOOD

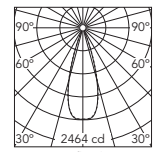

Luminous flux luminaire
790 lm (EXTREME CUT OFF)

Beam Angle: 33°

h(m)	E(lx)	D(m)
1	2464	0.59
2	616	1.18
3	274	1.78
4	154	2.37
5	99	2.96

E I **3000K**
03.9337.40A
03.9337.14A
E I Dali Version
03.9337.40ADA
03.9337.14ADA

33° FLOOD

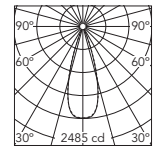

Luminous flux luminaire
803 lm (EXTREME CUT OFF)

Beam Angle: 33°

h(m)	E(lx)	D(m)
1	2485	0.60
2	621	1.19
3	276	1.79
4	155	2.38
5	99	2.98

E I **3000K**
03.9338.40A
03.9338.14A
E I Dali Version
03.9338.40ADA
03.9338.14ADA

33° FLOOD

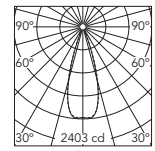

Luminous flux luminaire
781 lm (EXTREME CUT OFF)

Beam Angle: 33°

h(m)	E(lx)	D(m)
1	2403	0.60
2	601	1.20
3	267	1.79
4	150	2.39
5	96	2.99

Optic Wide Flood

E I **2700K**
03.7309.40A
03.7309.14A
E I Dali Version
03.7309.40ADA
03.7309.14ADA

46° WIDE FLOOD

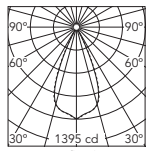

Luminous flux luminaire
735 lm (EXTREME CUT OFF)

Beam Angle: 46°

h(m)	E(lx)	D(m)
1	1395	0.84
2	349	1.69
3	155	2.53
4	87	3.38
5	56	4.22

E I **2700K**
03.7308.40A
03.7308.14A
E I Dali Version
03.7308.40ADA
03.7308.14ADA

45° WIDE FLOOD

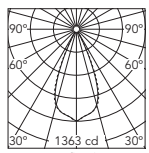

Luminous flux luminaire
731 lm (EXTREME CUT OFF)

Beam Angle: 45°

h(m)	E(lx)	D(m)
1	1363	0.83
2	341	1.67
3	151	2.50
4	85	3.34
5	55	4.17

E I **2700K**
03.7310.40A
03.7310.14A
E I Dali Version
03.7310.40ADA
03.7310.14ADA

44° WIDE FLOOD

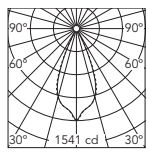

Luminous flux luminaire
739 lm (EXTREME CUT OFF)

Beam Angle: 44°

h(m)	E(lx)	D(m)
1	1541	0.80
2	385	1.60
3	171	2.40
4	96	3.19
5	62	3.99

E I **2700K**
03.7311.40A
03.7311.14A
E I Dali Version
03.7311.40ADA
03.7311.14ADA

46° WIDE FLOOD

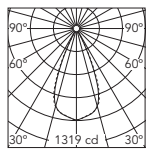

Luminous flux luminaire
716 lm (EXTREME CUT OFF)

Beam Angle: 46°

h(m)	E(lx)	D(m)
1	1319	0.84
2	330	1.69
3	147	2.53
4	82	3.38
5	53	4.22

Optic Wide Flood

E I **3000K**
03.7313.40A
03.7313.14A
E I Dali Version
03.7313.40ADA
03.7313.14ADA

46° WIDE FLOOD

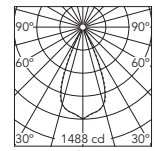

Luminous flux luminaire
784 lm (EXTREME CUT OFF)

Beam Angle: 46°

h(m)	E(lx)	D(m)
1	1488	0.84
2	372	1.69
3	165	2.53
4	93	3.38
5	60	4.22

E I **3000K**
03.7312.40A
03.7312.14A
E I Dali Version
03.7312.40ADA
03.7312.14ADA

45° WIDE FLOOD

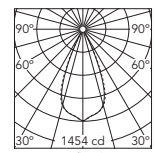

Luminous flux luminaire
780 lm (EXTREME CUT OFF)

Beam Angle: 45°

h(m)	E(lx)	D(m)
1	1454	0.83
2	363	1.67
3	162	2.50
4	91	3.34
5	58	4.17

E I **3000K**
03.7314.40A
03.7314.14A
E I Dali Version
03.7314.40ADA
03.7314.14ADA

44° WIDE FLOOD

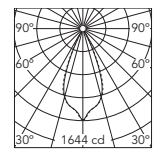

Luminous flux luminaire
789 lm (EXTREME CUT OFF)

Beam Angle: 44°

h(m)	E(lx)	D(m)
1	1644	0.80
2	411	1.60
3	183	2.40
4	103	3.19
5	66	3.99

E I **3000K**
03.7315.40A
03.7315.14A
E I Dali Version
03.7315.40ADA
03.7315.14ADA

46° WIDE FLOOD

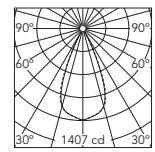

Luminous flux luminaire
764 lm (EXTREME CUT OFF)

Beam Angle: 46°

h(m)	E(lx)	D(m)
1	1407	0.84
2	352	1.69
3	156	2.53
4	88	3.38
5	56	4.22

Light Shadow Adjustable Trim 8 Spots

Light Source: Power LED 21,6W - 2160 lm - 2700K/CRI 90 / 21,6W - 2280 lm - 3000K/CRI 90



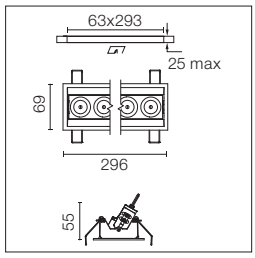

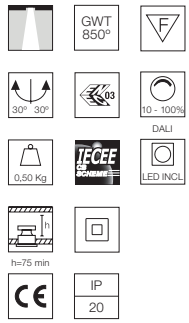

Leuchte für Unterputzmontage mit 8 LED-Lichtquellen. Externes Netzgerät eingeschlossen (220-240V).
Vorinstallationsrahmen nicht erforderlich.

E= Außenfarbe
I= Innenfarbe

Recessed integrated luminaire with 8 LED lighting spots. Remote power supply included (220-240V).
Pre-Installation frame not required.

E= External Finish
I= Internal Finish

Optic Spot

E I **2700K**
03.8901.40A
03.8901.14A
E I Dali Version
03.8901.40ADA
03.8901.14ADA

10° SPOT

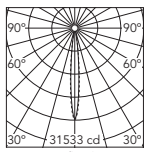

Luminous flux luminaire
1747 lm (EXTREME CUT OFF)

Beam Angle: 10°

h(m)	E(lx)	D(m)
1	31533	0.18
2	7883	0.36
3	3504	0.54
4	1971	0.72
5	1261	0.90

E I **2700K**
03.8900.40A
03.8900.14A
E I Dali Version
03.8900.40ADA
03.8900.14ADA

10° SPOT

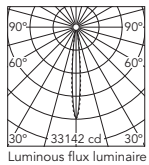

Luminous flux luminaire
1812 lm (EXTREME CUT OFF)

Beam Angle: 10°

h(m)	E(lx)	D(m)
1	33142	0.17
2	8285	0.35
3	3682	0.52
4	2071	0.70
5	1326	0.87

E I **2700K**
03.8902.40A
03.8902.14A
E I Dali Version
03.8902.40ADA
03.8902.14ADA

10° SPOT

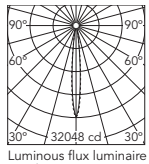

Luminous flux luminaire
1819 lm (EXTREME CUT OFF)

Beam Angle: 10°

h(m)	E(lx)	D(m)
1	32048	0.18
2	8012	0.36
3	3561	0.55
4	2003	0.73
5	1282	0.91

E I **2700K**
03.8903.40A
03.8903.14A
E I Dali Version
03.8903.40ADA
03.8903.14ADA

10° SPOT

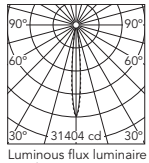

Luminous flux luminaire
1774 lm (EXTREME CUT OFF)

Beam Angle: 10°

h(m)	E(lx)	D(m)
1	31404	0.18
2	7851	0.36
3	3489	0.55
4	1963	0.73
5	1256	0.91

Optic Medium

E I **2700K**
03.9341.40A
03.9341.14A
E I Dali Version
03.9341.40ADA
03.9341.14ADA

22° MEDIUM

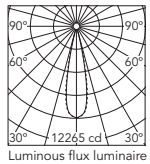

Luminous flux luminaire
1794 lm (EXTREME CUT OFF)

Beam Angle: 22°

h(m)	E(lx)	D(m)
1	12265	0.39
2	3066	0.78
3	1363	1.17
4	767	1.56
5	491	1.95

E I **2700K**
03.9340.40A
03.9340.14A
E I Dali Version
03.9340.40ADA
03.9340.14ADA

22° MEDIUM

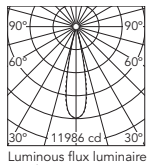

Luminous flux luminaire
1793 lm (EXTREME CUT OFF)

Beam Angle: 22°

h(m)	E(lx)	D(m)
1	11986	0.39
2	2996	0.78
3	1332	1.17
4	749	1.56
5	479	1.95

E I **2700K**
03.9342.40A
03.9342.14A
E I Dali Version
03.9342.40ADA
03.9342.14ADA

22° MEDIUM

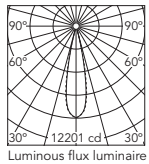

Luminous flux luminaire
1813 lm (EXTREME CUT OFF)

Beam Angle: 22°

h(m)	E(lx)	D(m)
1	12201	0.39
2	3050	0.77
3	1356	1.16
4	763	1.55
5	488	1.94

E I **2700K**
03.9343.40A
03.9343.14A
E I Dali Version
03.9343.40ADA
03.9343.14ADA

22° MEDIUM

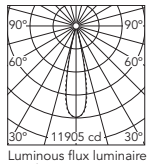

Luminous flux luminaire
1781 lm (EXTREME CUT OFF)

Beam Angle: 22°

h(m)	E(lx)	D(m)
1	11905	0.39
2	2976	0.78
3	1323	1.17
4	744	1.56
5	476	1.95

Optic Spot

E I **3000K**
03.8905.40A
03.8905.14A
E I Dali Version
03.8905.40ADA
03.8905.14ADA

10° SPOT

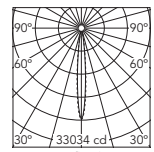

Luminous flux luminaire
1830 lm (EXTREME CUT OFF)

Beam Angle: 10°

h(m)	E(lx)	D(m)
1	33034	0.18
2	8259	0.36
3	3670	0.54
4	2065	0.72
5	1321	0.90

E I **3000K**
03.8904.40A
03.8904.14A
E I Dali Version
03.8904.40ADA
03.8904.14ADA

10° SPOT

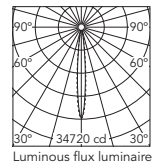

Luminous flux luminaire
1898 lm (EXTREME CUT OFF)

Beam Angle: 10°

h(m)	E(lx)	D(m)
1	34720	0.17
2	8680	0.35
3	3858	0.52
4	2170	0.70
5	1389	0.87

E I **3000K**
03.8906.40A
03.8906.14A
E I Dali Version
03.8906.40ADA
03.8906.14ADA

10° SPOT

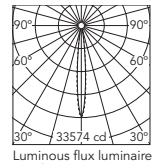

Luminous flux luminaire
1906 lm (EXTREME CUT OFF)

Beam Angle: 10°

h(m)	E(lx)	D(m)
1	33574	0.18
2	8394	0.36
3	3730	0.55
4	2098	0.73
5	1343	0.91

E I **3000K**
03.8907.40A
03.8907.14A
E I Dali Version
03.8907.40ADA
03.8907.14ADA

10° SPOT

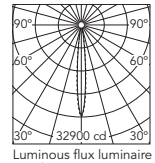

Luminous flux luminaire
1859 lm (EXTREME CUT OFF)

Beam Angle: 10°

h(m)	E(lx)	D(m)
1	32900	0.18
2	8225	0.36
3	3656	0.55
4	2056	0.73
5	1316	0.91

Optic Medium

E I **3000K**
03.9351.40A
03.9351.14A
E I Dali Version
03.9351.40ADA
03.9351.14ADA

22° MEDIUM

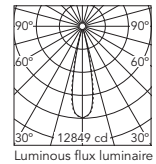

Luminous flux luminaire
1879 lm (EXTREME CUT OFF)

Beam Angle: 22°

h(m)	E(lx)	D(m)
1	12849	0.39
2	3212	0.78
3	1428	1.17
4	803	1.56
5	514	1.95

E I **3000K**
03.9350.40A
03.9350.14A
E I Dali Version
03.9350.40ADA
03.9350.14ADA

22° MEDIUM

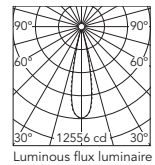

Luminous flux luminaire
1878 lm (EXTREME CUT OFF)

Beam Angle: 22°

h(m)	E(lx)	D(m)
1	12556	0.39
2	3139	0.78
3	1395	1.17
4	785	1.56
5	502	1.95

E I **3000K**
03.9352.40A
03.9352.14A
E I Dali Version
03.9352.40ADA
03.9352.14ADA

22° MEDIUM

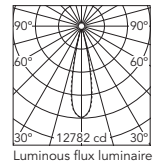

Luminous flux luminaire
1900 lm (EXTREME CUT OFF)

Beam Angle: 22°

h(m)	E(lx)	D(m)
1	12782	0.39
2	3196	0.77
3	1420	1.16
4	799	1.55
5	511	1.94

E I **3000K**
03.9353.40A
03.9353.14A
E I Dali Version
03.9353.40ADA
03.9353.14ADA

22° MEDIUM

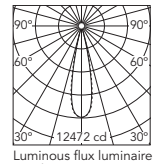

Luminous flux luminaire
1866 lm (EXTREME CUT OFF)

Beam Angle: 22°

h(m)	E(lx)	D(m)
1	12472	0.39
2	3118	0.78
3	1386	1.17
4	779	1.56
5	499	1.95

Optic Flood

E I **2700K**
03.9346.40A
03.9346.14A
E I Dali Version
03.9346.40ADA
03.9346.14ADA

33° FLOOD

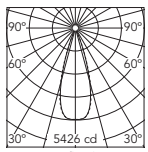

Luminous flux luminaire
1735 lm (EXTREME CUT OFF)

Beam Angle: 33°

h(m)	E(lx)	D(m)
1	5426	0.60
2	1357	1.19
3	603	1.79
4	339	2.39
5	217	2.99

Optic Flood

E I **3000K**
03.9356.40A
03.9356.14A
E I Dali Version
03.9356.40ADA
03.9356.14ADA

33° FLOOD

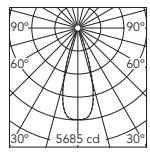

Luminous flux luminaire
1818 lm (EXTREME CUT OFF)

Beam Angle: 33°

h(m)	E(lx)	D(m)
1	5685	0.60
2	1421	1.19
3	632	1.79
4	355	2.39
5	227	2.99

E I **2700K**
03.9345.40A
03.9345.14A
E I Dali Version
03.9345.40ADA
03.9345.14ADA

33° FLOOD

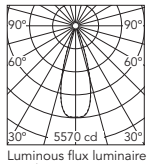

Luminous flux luminaire
1787 lm (EXTREME CUT OFF)

Beam Angle: 33°

h(m)	E(lx)	D(m)
1	5570	0.59
2	1392	1.18
3	619	1.78
4	348	2.37
5	223	2.96

E I **3000K**
03.9355.40A
03.9355.14A
E I Dali Version
03.9355.40ADA
03.9355.14ADA

33° FLOOD

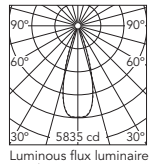

Luminous flux luminaire
1872 lm (EXTREME CUT OFF)

Beam Angle: 33°

h(m)	E(lx)	D(m)
1	5835	0.59
2	1459	1.18
3	648	1.78
4	365	2.37
5	233	2.96

E I **2700K**
03.9347.40A
03.9347.14A
E I Dali Version
03.9347.40ADA
03.9347.14ADA

33° FLOOD

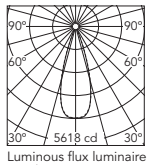

Luminous flux luminaire
1814 lm (EXTREME CUT OFF)

Beam Angle: 33°

h(m)	E(lx)	D(m)
1	5618	0.60
2	1405	1.19
3	624	1.79
4	351	2.38
5	225	2.98

E I **3000K**
03.9357.40A
03.9357.14A
E I Dali Version
03.9357.40ADA
03.9357.14ADA

33° FLOOD

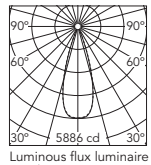

Luminous flux luminaire
1901 lm (EXTREME CUT OFF)

Beam Angle: 33°

h(m)	E(lx)	D(m)
1	5886	0.60
2	1472	1.19
3	654	1.79
4	368	2.38
5	235	2.98

E I **2700K**
03.9348.40A
03.9348.14A
E I Dali Version
03.9348.40ADA
03.9348.14ADA

33° FLOOD

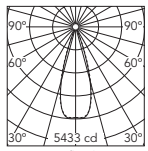

Luminous flux luminaire
1765 lm (EXTREME CUT OFF)

Beam Angle: 33°

h(m)	E(lx)	D(m)
1	5433	0.60
2	1358	1.20
3	604	1.79
4	340	2.39
5	217	2.99

E I **3000K**
03.9358.40A
03.9358.14A
E I Dali Version
03.9358.40ADA
03.9358.14ADA

33° FLOOD

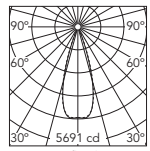

Luminous flux luminaire
1850 lm (EXTREME CUT OFF)

Beam Angle: 33°

h(m)	E(lx)	D(m)
1	5691	0.60
2	1423	1.20
3	632	1.79
4	356	2.39
5	228	2.99

Optic Wide Flood

E I **2700K**
03.7317.40A
03.7317.14A
E I Dali Version
03.7317.40ADA
03.7317.14ADA

46° WIDE FLOOD

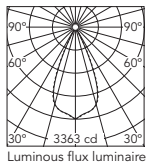

Luminous flux luminaire
1773 lm (EXTREME CUT OFF)

Beam Angle: 46°

h(m)	E(lx)	D(m)
1	3363	0.84
2	841	1.69
3	374	2.53
4	210	3.38
5	135	4.22

Optic Wide Flood

E I **3000K**
03.7321.40A
03.7321.14A
E I Dali Version
03.7321.40ADA
03.7321.14ADA

46° WIDE FLOOD

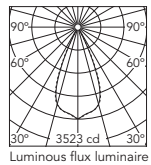

Luminous flux luminaire
1858 lm (EXTREME CUT OFF)

Beam Angle: 46°

h(m)	E(lx)	D(m)
1	3523	0.84
2	881	1.69
3	391	2.53
4	220	3.38
5	141	4.22

E I **2700K**
03.7316.40A
03.7316.14A
E I Dali Version
03.7316.40ADA
03.7316.14ADA

45° WIDE FLOOD

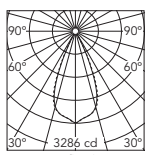

Luminous flux luminaire
1763 lm (EXTREME CUT OFF)

Beam Angle: 45°

h(m)	E(lx)	D(m)
1	3286	0.83
2	822	1.67
3	365	2.50
4	205	3.34
5	131	4.17

E I **3000K**
03.7320.40A
03.7320.14A
E I Dali Version
03.7320.40ADA
03.7320.14ADA

45° WIDE FLOOD

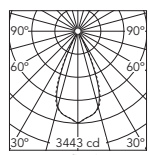

Luminous flux luminaire
1847 lm (EXTREME CUT OFF)

Beam Angle: 45°

h(m)	E(lx)	D(m)
1	3443	0.83
2	861	1.67
3	383	2.50
4	215	3.34
5	138	4.17

E I **2700K**
03.7318.40A
03.7318.14A
E I Dali Version
03.7318.40ADA
03.7318.14ADA

44° WIDE FLOOD

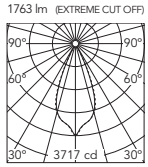

Luminous flux luminaire
1783 lm (EXTREME CUT OFF)

Beam Angle: 44°

h(m)	E(lx)	D(m)
1	3717	0.80
2	929	1.60
3	413	2.40
4	232	3.19
5	149	3.99

E I **3000K**
03.7322.40A
03.7322.14A
E I Dali Version
03.7322.40ADA
03.7322.14ADA

44° WIDE FLOOD

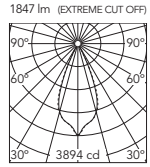

Luminous flux luminaire
1868 lm (EXTREME CUT OFF)

Beam Angle: 44°

h(m)	E(lx)	D(m)
1	3894	0.80
2	973	1.60
3	433	2.40
4	243	3.19
5	156	3.99

E I **2700K**
03.7319.40A
03.7319.14A
E I Dali Version
03.7319.40ADA
03.7319.14ADA

46° WIDE FLOOD

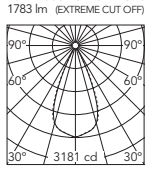

Luminous flux luminaire
1727 lm (EXTREME CUT OFF)

Beam Angle: 46°

h(m)	E(lx)	D(m)
1	3181	0.84
2	795	1.69
3	353	2.53
4	199	3.38
5	127	4.22

E I **3000K**
03.7323.40A
03.7323.14A
E I Dali Version
03.7323.40ADA
03.7323.14ADA

46° WIDE FLOOD

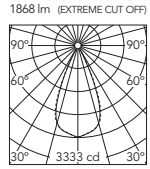

Luminous flux luminaire
1809 lm (EXTREME CUT OFF)

Beam Angle: 46°

h(m)	E(lx)	D(m)
1	3333	0.84
2	833	1.69
3	370	2.53
4	208	3.38
5	133	4.22

Light Shadow Adjustable Trim 12 Spots

Light Source: Power LED 32,4W - 3240 lm - 2700K/CRI 90 / 32,4W - 3420 lm - 3000K/CRI 90



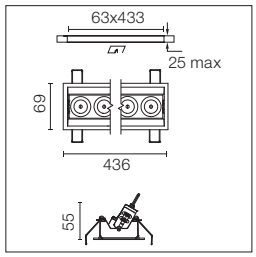

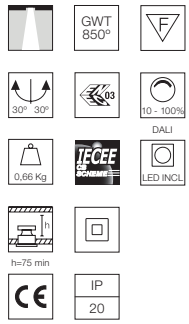

Leuchte für Unterputzmontage mit 12 LED-Lichtquellen. Externes Netzgerät eingeschlossen (220-240V).
Vorinstallationsrahmen nicht erforderlich.

E= Außenfarbe
I= Innenfarbe

Recessed integrated luminaire with 12 LED lighting spots. Remote power supply included (220-240V). Pre-installation frame not required.

E= External Finish
I= Internal Finish

Optic Spot

E I **2700K**
03.8909.40A
03.8909.14A
E I Dali & Push Version
03.8909.40ADA
03.8909.14ADA

10° SPOT

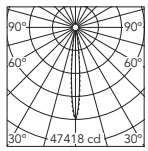

Luminous flux luminaire 2627 lm (EXTREME CUT OFF)

Beam Angle: 10°

h(m)	E(lx)	D(m)
1	47418	0.18
2	11854	0.36
3	5269	0.54
4	2964	0.72
5	1897	0.90

E I **2700K**
03.8908.40A
03.8908.14A
E I Dali & Push Version
03.8908.40ADA
03.8908.14ADA

10° SPOT

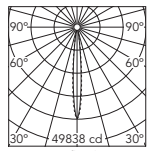

Luminous flux luminaire 2724 lm (EXTREME CUT OFF)

Beam Angle: 10°

h(m)	E(lx)	D(m)
1	49838	0.17
2	12459	0.35
3	5538	0.52
4	3115	0.70
5	1994	0.87

E I **2700K**
03.8910.40A
03.8910.14A
E I Dali & Push Version
03.8910.40ADA
03.8910.14ADA

10° SPOT

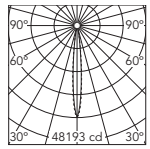

Luminous flux luminaire 2736 lm (EXTREME CUT OFF)

Beam Angle: 10°

h(m)	E(lx)	D(m)
1	48193	0.18
2	12048	0.36
3	5355	0.55
4	3012	0.73
5	1928	0.91

E I **2700K**
03.8911.40A
03.8911.14A
E I Dali & Push Version
03.8911.40ADA
03.8911.14ADA

10° SPOT

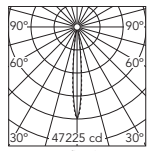

Luminous flux luminaire 2668 lm (EXTREME CUT OFF)

Beam Angle: 10°

h(m)	E(lx)	D(m)
1	47225	0.18
2	11806	0.36
3	5247	0.55
4	2952	0.73
5	1889	0.91

Optic Spot

E I **3000K**
03.8913.40A
03.8913.14A
E I Dali & Push Version
03.8913.40ADA
03.8913.14ADA

10° SPOT

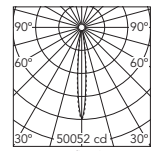

Luminous flux luminaire 2773 lm (EXTREME CUT OFF)

Beam Angle: 10°

h(m)	E(lx)	D(m)
1	50052	0.18
2	12513	0.36
3	5561	0.54
4	3128	0.72
5	2002	0.90

E I **3000K**
03.8912.40A
03.8912.14A
E I Dali & Push Version
03.8912.40ADA
03.8912.14ADA

10° SPOT

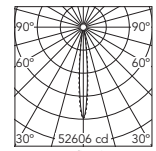

Luminous flux luminaire 2876 lm (EXTREME CUT OFF)

Beam Angle: 10°

h(m)	E(lx)	D(m)
1	52606	0.17
2	13152	0.35
3	5845	0.52
4	3288	0.70
5	2104	0.87

E I **3000K**
03.8914.40A
03.8914.14A
E I Dali & Push Version
03.8914.40ADA
03.8914.14ADA

10° SPOT

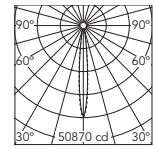

Luminous flux luminaire 2888 lm (EXTREME CUT OFF)

Beam Angle: 10°

h(m)	E(lx)	D(m)
1	50870	0.18
2	12718	0.36
3	5652	0.55
4	3179	0.73
5	2035	0.91

E I **3000K**
03.8915.40A
03.8915.14A
E I Dali & Push Version
03.8915.40ADA
03.8915.14ADA

10° SPOT

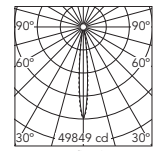

Luminous flux luminaire 2817 lm (EXTREME CUT OFF)

Beam Angle: 10°

h(m)	E(lx)	D(m)
1	49849	0.18
2	12462	0.36
3	5539	0.55
4	3116	0.73
5	1994	0.91

Optic Medium

E I **2700K**
03.9361.40A
03.9361.14A
E I Dali & Push Version
03.9361.40ADA
03.9361.14ADA

22° MEDIUM

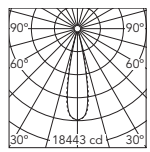

Luminous flux luminaire 2698 lm (EXTREME CUT OFF)

Beam Angle: 22°

h(m)	E(lx)	D(m)
1	18443	0.39
2	4611	0.78
3	2049	1.17
4	1153	1.56
5	738	1.95

E I **2700K**
03.9360.40A
03.9360.14A
E I Dali & Push Version
03.9360.40ADA
03.9360.14ADA

22° MEDIUM

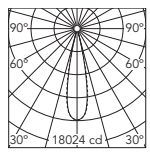

Luminous flux luminaire 2696 lm (EXTREME CUT OFF)

Beam Angle: 22°

h(m)	E(lx)	D(m)
1	18024	0.39
2	4506	0.78
3	2003	1.17
4	1126	1.56
5	721	1.95

E I **2700K**
03.9362.40A
03.9362.14A
E I Dali & Push Version
03.9362.40ADA
03.9362.14ADA

22° MEDIUM

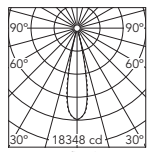

Luminous flux luminaire 2727 lm (EXTREME CUT OFF)

Beam Angle: 22°

h(m)	E(lx)	D(m)
1	18348	0.39
2	4587	0.77
3	2039	1.16
4	1147	1.55
5	734	1.94

E I **2700K**
03.9363.40A
03.9363.14A
E I Dali & Push Version
03.9363.40ADA
03.9363.14ADA

22° MEDIUM

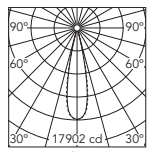

Luminous flux luminaire 2678 lm (EXTREME CUT OFF)

Beam Angle: 22°

h(m)	E(lx)	D(m)
1	17902	0.39
2	4476	0.78
3	1989	1.17
4	1119	1.56
5	716	1.95

Optic Medium

E I **3000K**
03.9371.40A
03.9371.14A
E I Dali & Push Version
03.9371.40ADA
03.9371.14ADA

22° MEDIUM

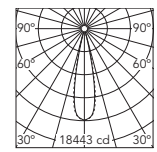

Luminous flux luminaire 2698 lm (EXTREME CUT OFF)

Beam Angle: 22°

h(m)	E(lx)	D(m)
1	18443	0.39
2	4611	0.78
3	2049	1.17
4	1153	1.56
5	738	1.95

E I **3000K**
03.9370.40A
03.9370.14A
E I Dali & Push Version
03.9370.40ADA
03.9370.14ADA

22° MEDIUM

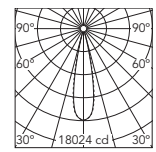

Luminous flux luminaire 2696 lm (EXTREME CUT OFF)

Beam Angle: 22°

h(m)	E(lx)	D(m)
1	18024	0.39
2	4506	0.78
3	2003	1.17
4	1126	1.56
5	721	1.95

E I **3000K**
03.9372.40A
03.9372.14A
E I Dali & Push Version
03.9372.40ADA
03.9372.14ADA

22° MEDIUM

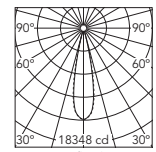

Luminous flux luminaire 2727 lm (EXTREME CUT OFF)

Beam Angle: 22°

h(m)	E(lx)	D(m)
1	18348	0.39
2	4587	0.77
3	2039	1.16
4	1147	1.55
5	734	1.94

E I **3000K**
03.9373.40A
03.9373.14A
E I Dali & Push Version
03.9373.40ADA
03.9373.14ADA

22° MEDIUM

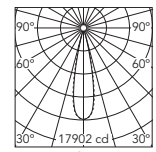

Luminous flux luminaire 2678 lm (EXTREME CUT OFF)

Beam Angle: 22°

h(m)	E(lx)	D(m)
1	17902	0.39
2	4476	0.78
3	1989	1.17
4	1119	1.56
5	716	1.95

Optic Flood

E I **2700K**
03.9366.40A
03.9366.14A
E I Dali & Push Version
03.9366.40ADA
03.9366.14ADA

33° FLOOD

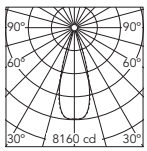

Luminous flux luminaire
2610 lm (EXTREME CUT OFF)

Beam Angle:	33°
h(m)	E(lx) D(m)
1	8160 0.60
2	2040 1.19
3	907 1.79
4	510 2.39
5	326 2.99

E I **2700K**
03.9365.40A
03.9365.14A
E I Dali & Push Version
03.9365.40ADA
03.9365.14ADA

33° FLOOD

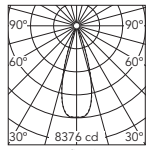

Luminous flux luminaire
2687 lm (EXTREME CUT OFF)

Beam Angle:	33°
h(m)	E(lx) D(m)
1	8376 0.59
2	2094 1.18
3	931 1.78
4	523 2.37
5	335 2.96

E I **2700K**
03.9367.40A
03.9367.14A
E I Dali & Push Version
03.9367.40ADA
03.9367.14ADA

33° FLOOD

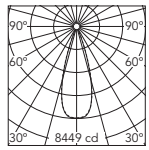

Luminous flux luminaire
2728 lm (EXTREME CUT OFF)

Beam Angle:	33°
h(m)	E(lx) D(m)
1	8449 0.60
2	2112 1.19
3	939 1.79
4	528 2.38
5	338 2.98

E I **2700K**
03.9368.40A
03.9368.14A
E I Dali & Push Version
03.9368.40ADA
03.9368.14ADA

33° FLOOD

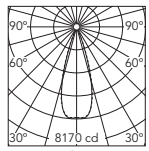

Luminous flux luminaire
2655 lm (EXTREME CUT OFF)

Beam Angle:	33°
h(m)	E(lx) D(m)
1	8170 0.60
2	2042 1.20
3	908 1.79
4	511 2.39
5	327 2.99

Optic Flood

E I **3000K**
03.9376.40A
03.9376.14A
E I Dali & Push Version
03.9376.40ADA
03.9376.14ADA

33° FLOOD

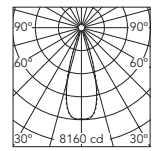

Luminous flux luminaire
2610 lm (EXTREME CUT OFF)

Beam Angle:	33°
h(m)	E(lx) D(m)
1	8160 0.60
2	2040 1.19
3	907 1.79
4	510 2.39
5	326 2.99

E I **3000K**
03.9375.40A
03.9375.14A
E I Dali & Push Version
03.9375.40ADA
03.9375.14ADA

33° FLOOD

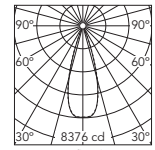

Luminous flux luminaire
2687 lm (EXTREME CUT OFF)

Beam Angle:	33°
h(m)	E(lx) D(m)
1	8376 0.59
2	2094 1.18
3	931 1.78
4	523 2.37
5	335 2.96

E I **3000K**
03.9377.40A
03.9377.14A
E I Dali & Push Version
03.9377.40ADA
03.9377.14ADA

33° FLOOD

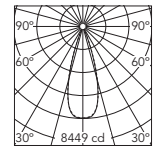

Luminous flux luminaire
2728 lm (EXTREME CUT OFF)

Beam Angle:	33°
h(m)	E(lx) D(m)
1	8449 0.60
2	2112 1.19
3	939 1.79
4	528 2.38
5	338 2.98

E I **3000K**
03.9378.40A
03.9378.14A
E I Dali & Push Version
03.9378.40ADA
03.9378.14ADA

33° FLOOD

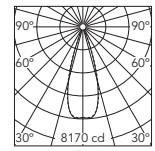

Luminous flux luminaire
2655 lm (EXTREME CUT OFF)

Beam Angle:	33°
h(m)	E(lx) D(m)
1	8170 0.60
2	2042 1.20
3	908 1.79
4	511 2.39
5	327 2.99

Optic Wide Flood

E I **2700K**
03.7325.40A
03.7325.14A
E I Dali & Push Version
03.7325.40ADA
03.7325.14ADA

46° WIDE FLOOD

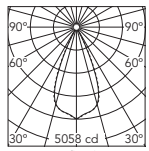

Luminous flux luminaire
2666 lm (EXTREME CUT OFF)

Beam Angle:	46°
h(m)	E(lx) D(m)
1	5058 0.84
2	1264 1.69
3	562 2.53
4	316 3.38
5	202 4.22

E I **2700K**
03.7324.40A
03.7324.14A
E I Dali & Push Version
03.7324.40ADA
03.7324.14ADA

45° WIDE FLOOD

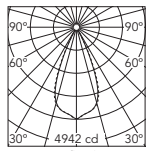

Luminous flux luminaire
2652 lm (EXTREME CUT OFF)

Beam Angle:	45°
h(m)	E(lx) D(m)
1	4942 0.83
2	1235 1.67
3	549 2.50
4	309 3.34
5	198 4.17

E I **2700K**
03.7326.40A
03.7326.14A
E I Dali & Push Version
03.7326.40ADA
03.7326.14ADA

44° WIDE FLOOD

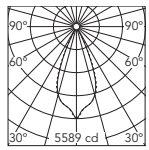

Luminous flux luminaire
2681 lm (EXTREME CUT OFF)

Beam Angle:	44°
h(m)	E(lx) D(m)
1	5589 0.80
2	1397 1.60
3	621 2.40
4	349 3.19
5	224 3.99

E I **2700K**
03.7327.40A
03.7327.14A
E I Dali & Push Version
03.7327.40ADA
03.7327.14ADA

46° WIDE FLOOD

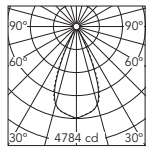

Luminous flux luminaire
2597 lm (EXTREME CUT OFF)

Beam Angle:	46°
h(m)	E(lx) D(m)
1	4784 0.84
2	1196 1.69
3	532 2.53
4	299 3.38
5	191 4.22

Optic Wide Flood

E I **3000K**
03.7329.40A
03.7329.14A
E I Dali & Push Version
03.7329.40ADA
03.7329.14ADA

46° WIDE FLOOD

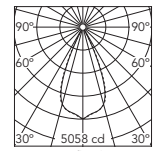

Luminous flux luminaire
2666 lm (EXTREME CUT OFF)

Beam Angle:	46°
h(m)	E(lx) D(m)
1	5058 0.84
2	1264 1.69
3	562 2.53
4	316 3.38
5	202 4.22

E I **3000K**
03.7328.40A
03.7328.14A
E I Dali & Push Version
03.7328.40ADA
03.7328.14ADA

45° WIDE FLOOD

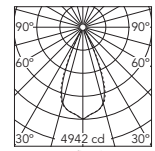

Luminous flux luminaire
2652 lm (EXTREME CUT OFF)

Beam Angle:	45°
h(m)	E(lx) D(m)
1	4942 0.83
2	1235 1.67
3	549 2.50
4	309 3.34
5	198 4.17

E I **3000K**
03.7330.40A
03.7330.14A
E I Dali & Push Version
03.7330.40ADA
03.7330.14ADA

44° WIDE FLOOD

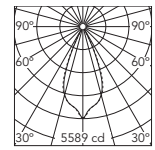

Luminous flux luminaire
2681 lm (EXTREME CUT OFF)

Beam Angle:	44°
h(m)	E(lx) D(m)
1	5589 0.80
2	1397 1.60
3	621 2.40
4	349 3.19
5	224 3.99

E I **3000K**
03.7331.40A
03.7331.14A
E I Dali & Push Version
03.7331.40ADA
03.7331.14ADA

46° WIDE FLOOD

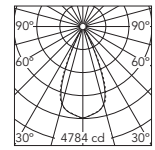

Luminous flux luminaire
2597 lm (EXTREME CUT OFF)

Beam Angle:	46°
h(m)	E(lx) D(m)
1	4784 0.84
2	1196 1.69
3	532 2.53
4	299 3.38
5	191 4.22

Light Shadow Adjustable No Trim 2 Spots

Light Source: Power LED 5,4W - 540 lm - 2700K/CRI 90 / 5,4W - 570 lm - 3000K/CRI 90



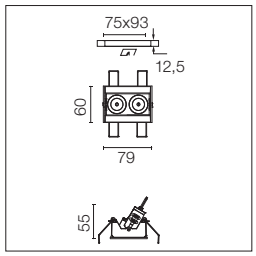

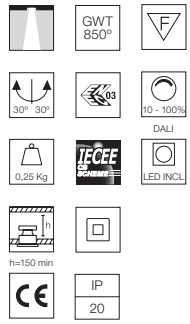

Leuchte für Unterputzmontage mit 2 LED-Lichtquellen. Externes Netzgerät eingeschlossen (220-240V).
Vorinstallationsrahmen. Muss separat bestellt werden.

E= Außenfarbe
I= Innenfarbe

Recessed integrated luminaire with 2 LED lighting spots. Remote power supply included (220-240V).
It requires a pre-installation frame, to be ordered separately.

E= External Finish
I= Internal Finish

Optic Spot

E I **2700K**
03.8917.40A
03.8917.14A
E I Dali Version
03.8917.40ADA
03.8917.14ADA

10° SPOT

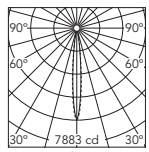

Luminous flux luminaire
437 lm (EXTREME CUT OFF)

Beam Angle: 10°

h(m)	E(lx)	D(m)
1	7883	0.18
2	1971	0.36
3	876	0.54
4	493	0.72
5	315	0.90

E I **2700K**
03.8916.40A
03.8916.14A
E I Dali Version
03.8916.40ADA
03.8916.14ADA

10° SPOT

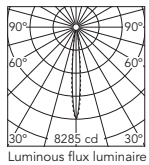

Luminous flux luminaire
453 lm (EXTREME CUT OFF)

Beam Angle: 10°

h(m)	E(lx)	D(m)
1	8285	0.17
2	2071	0.35
3	921	0.52
4	518	0.70
5	331	0.87

E I **2700K**
03.8918.40A
03.8918.14A
E I Dali Version
03.8918.40ADA
03.8918.14ADA

10° SPOT

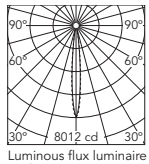

Luminous flux luminaire
455 lm (EXTREME CUT OFF)

Beam Angle: 10°

h(m)	E(lx)	D(m)
1	8012	0.18
2	2003	0.36
3	890	0.55
4	501	0.73
5	320	0.91

E I **2700K**
03.8919.40A
03.8919.14A
E I Dali Version
03.8919.40ADA
03.8919.14ADA

10° SPOT

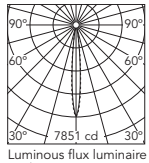

Luminous flux luminaire
444 lm (EXTREME CUT OFF)

Beam Angle: 10°

h(m)	E(lx)	D(m)
1	7851	0.18
2	1963	0.36
3	872	0.55
4	491	0.73
5	314	0.91

Optic Medium

E I **2700K**
03.9401.40A
03.9401.14A
E I Dali Version
03.9401.40ADA
03.9401.14ADA

22° MEDIUM

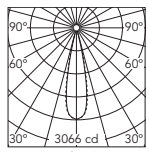

Luminous flux luminaire
448 lm (EXTREME CUT OFF)

Beam Angle: 22°

h(m)	E(lx)	D(m)
1	3066	0.39
2	767	0.78
3	341	1.17
4	192	1.56
5	123	1.95

E I **2700K**
03.9400.40A
03.9400.14A
E I Dali Version
03.9400.40ADA
03.9400.14ADA

22° MEDIUM

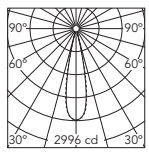

Luminous flux luminaire
448 lm (EXTREME CUT OFF)

Beam Angle: 22°

h(m)	E(lx)	D(m)
1	2996	0.39
2	749	0.78
3	333	1.17
4	187	1.56
5	120	1.95

E I **2700K**
03.9402.40A
03.9402.14A
E I Dali Version
03.9402.40ADA
03.9402.14ADA

22° MEDIUM

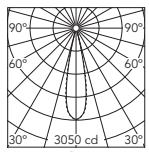

Luminous flux luminaire
453 lm (EXTREME CUT OFF)

Beam Angle: 22°

h(m)	E(lx)	D(m)
1	3050	0.39
2	763	0.77
3	339	1.16
4	191	1.55
5	122	1.94

E I **2700K**
03.9403.40A
03.9403.14A
E I Dali Version
03.9403.40ADA
03.9403.14ADA

22° MEDIUM

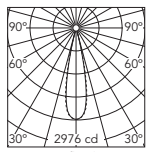

Luminous flux luminaire
445 lm (EXTREME CUT OFF)

Beam Angle: 22°

h(m)	E(lx)	D(m)
1	2976	0.39
2	744	0.78
3	331	1.17
4	186	1.56
5	119	1.95

Optic Spot

E I **3000K**
03.8921.40A
03.8921.14A
E I Dali Version
03.8921.40ADA
03.8921.14ADA

10° SPOT

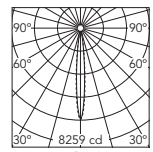

Luminous flux luminaire
458 lm (EXTREME CUT OFF)

Beam Angle: 10°

h(m)	E(lx)	D(m)
1	8259	0.18
2	2065	0.36
3	918	0.54
4	516	0.72
5	330	0.90

E I **3000K**
03.8920.40A
03.8920.14A
E I Dali Version
03.8920.40ADA
03.8920.14ADA

10° SPOT

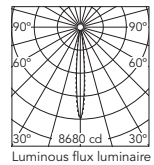

Luminous flux luminaire
475 lm (EXTREME CUT OFF)

Beam Angle: 10°

h(m)	E(lx)	D(m)
1	8680	0.17
2	2170	0.35
3	964	0.52
4	542	0.70
5	347	0.87

E I **3000K**
03.8922.40A
03.8922.14A
E I Dali Version
03.8922.40ADA
03.8922.14ADA

10° SPOT

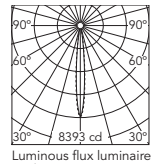

Luminous flux luminaire
477 lm (EXTREME CUT OFF)

Beam Angle: 10°

h(m)	E(lx)	D(m)
1	8393	0.18
2	2098	0.36
3	933	0.55
4	525	0.73
5	336	0.91

E I **3000K**
03.8923.40A
03.8923.14A
E I Dali Version
03.8923.40ADA
03.8923.14ADA

10° SPOT

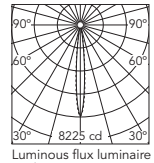

Luminous flux luminaire
465 lm (EXTREME CUT OFF)

Beam Angle: 10°

h(m)	E(lx)	D(m)
1	8225	0.18
2	2056	0.36
3	914	0.55
4	514	0.73
5	329	0.91

Optic Medium

E I **3000K**
03.9411.40A
03.9411.14A
E I Dali Version
03.9411.40ADA
03.9411.14ADA

22° MEDIUM

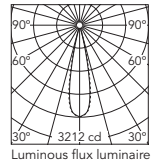

Luminous flux luminaire
470 lm (EXTREME CUT OFF)

Beam Angle: 22°

h(m)	E(lx)	D(m)
1	3212	0.39
2	803	0.78
3	357	1.17
4	201	1.56
5	128	1.95

E I **3000K**
03.9410.40A
03.9410.14A
E I Dali Version
03.9410.40ADA
03.9410.14ADA

22° MEDIUM

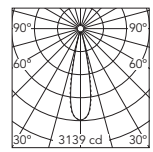

Luminous flux luminaire
470 lm (EXTREME CUT OFF)

Beam Angle: 22°

h(m)	E(lx)	D(m)
1	3139	0.39
2	785	0.78
3	349	1.17
4	196	1.56
5	126	1.95

E I **3000K**
03.9412.40A
03.9412.14A
E I Dali Version
03.9412.40ADA
03.9412.14ADA

22° MEDIUM

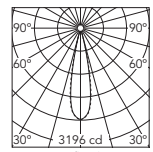

Luminous flux luminaire
475 lm (EXTREME CUT OFF)

Beam Angle: 22°

h(m)	E(lx)	D(m)
1	3196	0.39
2	799	0.77
3	355	1.16
4	200	1.55
5	128	1.94

E I **3000K**
03.9413.40A
03.9413.14A
E I Dali Version
03.9413.40ADA
03.9413.14ADA

22° MEDIUM

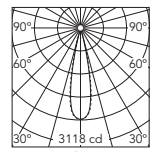

Luminous flux luminaire
466 lm (EXTREME CUT OFF)

Beam Angle: 22°

h(m)	E(lx)	D(m)
1	3118	0.39
2	779	0.78
3	346	1.17
4	195	1.56
5	125	1.95

Optic Flood

E I **2700K**
03.9406.40A
03.9406.14A
E I Dali Version
03.9406.40ADA
03.9406.14ADA

33° FLOOD

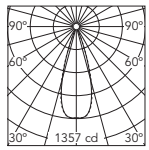

Luminous flux luminaire
434 lm (EXTREME CUT OFF)

Beam Angle: 33°

h(m)	E(lx)	D(m)
1	1357	0.60
2	339	1.19
3	151	1.79
4	85	2.39
5	54	2.99

Optic Flood

E I **3000K**
03.9416.40A
03.9416.14A
E I Dali Version
03.9416.40ADA
03.9416.14ADA

33° FLOOD

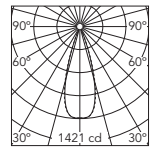

Luminous flux luminaire
455 lm (EXTREME CUT OFF)

Beam Angle: 33°

h(m)	E(lx)	D(m)
1	1421	0.60
2	355	1.19
3	158	1.79
4	89	2.39
5	57	2.99

E I **2700K**
03.9405.40A
03.9405.14A
E I Dali Version
03.9405.40ADA
03.9405.14ADA

33° FLOOD

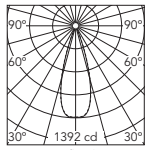

Luminous flux luminaire
447 lm (EXTREME CUT OFF)

Beam Angle: 33°

h(m)	E(lx)	D(m)
1	1392	0.59
2	348	1.18
3	155	1.78
4	87	2.37
5	56	2.96

E I **3000K**
03.9415.40A
03.9415.14A
E I Dali Version
03.9415.40ADA
03.9415.14ADA

33° FLOOD

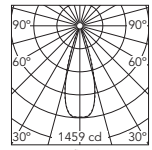

Luminous flux luminaire
468 lm (EXTREME CUT OFF)

Beam Angle: 33°

h(m)	E(lx)	D(m)
1	1459	0.59
2	365	1.18
3	162	1.78
4	91	2.37
5	58	2.96

E I **2700K**
03.9407.40A
03.9407.14A
E I Dali Version
03.9407.40ADA
03.9407.14ADA

33° FLOOD

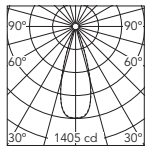

Luminous flux luminaire
454 lm (EXTREME CUT OFF)

Beam Angle: 33°

h(m)	E(lx)	D(m)
1	1405	0.60
2	351	1.19
3	156	1.79
4	88	2.38
5	56	2.98

E I **3000K**
03.9417.40A
03.9417.14A
E I Dali Version
03.9417.40ADA
03.9417.14ADA

33° FLOOD

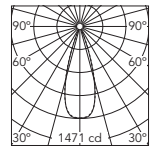

Luminous flux luminaire
475 lm (EXTREME CUT OFF)

Beam Angle: 33°

h(m)	E(lx)	D(m)
1	1471	0.60
2	368	1.19
3	163	1.79
4	92	2.38
5	59	2.98

E I **2700K**
03.9408.40A
03.9408.14A
E I Dali Version
03.9408.40ADA
03.9408.14ADA

33° FLOOD

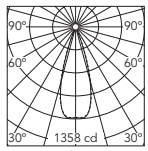

Luminous flux luminaire
441 lm (EXTREME CUT OFF)

Beam Angle: 33°

h(m)	E(lx)	D(m)
1	1358	0.60
2	340	1.20
3	151	1.79
4	85	2.39
5	54	2.99

E I **3000K**
03.9418.40A
03.9418.14A
E I Dali Version
03.9418.40ADA
03.9418.14ADA

33° FLOOD

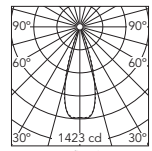

Luminous flux luminaire
462 lm (EXTREME CUT OFF)

Beam Angle: 33°

h(m)	E(lx)	D(m)
1	1423	0.60
2	356	1.20
3	158	1.79
4	89	2.39
5	57	2.99

Optic Wide Flood

E I **2700K**
03.7351.40A
03.7351.14A
E I Dali Version
03.7351.40ADA
03.7351.14ADA

46° WIDE FLOOD

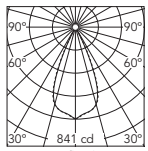

Luminous flux luminaire
443 lm (EXTREME CUT OFF)

Beam Angle: 46°

h(m)	E(lx)	D(m)
1	841	0.84
2	210	1.69
3	93	2.53
4	53	3.38
5	34	4.22

Optic Wide Flood

E I **3000K**
03.7355.40A
03.7355.14A
E I Dali Version
03.7355.40ADA
03.7355.14ADA

46° WIDE FLOOD

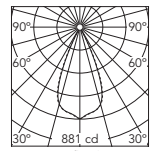

Luminous flux luminaire
464 lm (EXTREME CUT OFF)

Beam Angle: 46°

h(m)	E(lx)	D(m)
1	881	0.84
2	220	1.69
3	98	2.53
4	55	3.38
5	35	4.22

E I **2700K**
03.7350.40A
03.7350.14A
E I Dali Version
03.7350.40ADA
03.7350.14ADA

45° WIDE FLOOD

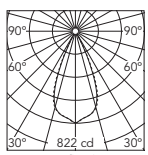

Luminous flux luminaire
441 lm (EXTREME CUT OFF)

Beam Angle: 45°

h(m)	E(lx)	D(m)
1	822	0.83
2	205	1.67
3	91	2.50
4	51	3.34
5	33	4.17

E I **3000K**
03.7354.40A
03.7354.14A
E I Dali Version
03.7354.40ADA
03.7354.14ADA

45° WIDE FLOOD

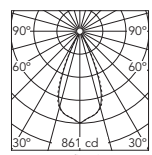

Luminous flux luminaire
462 lm (EXTREME CUT OFF)

Beam Angle: 45°

h(m)	E(lx)	D(m)
1	861	0.83
2	215	1.67
3	96	2.50
4	54	3.34
5	34	4.17

E I **2700K**
03.7352.40A
03.7352.14A
E I Dali Version
03.7352.40ADA
03.7352.14ADA

44° WIDE FLOOD

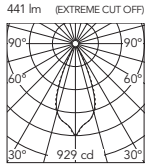

Luminous flux luminaire
446 lm (EXTREME CUT OFF)

Beam Angle: 44°

h(m)	E(lx)	D(m)
1	929	0.80
2	232	1.60
3	103	2.40
4	58	3.19
5	37	3.99

E I **3000K**
03.7356.40A
03.7356.14A
E I Dali Version
03.7356.40ADA
03.7356.14ADA

44° WIDE FLOOD

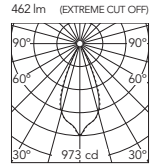

Luminous flux luminaire
467 lm (EXTREME CUT OFF)

Beam Angle: 44°

h(m)	E(lx)	D(m)
1	973	0.80
2	243	1.60
3	108	2.40
4	61	3.19
5	39	3.99

E I **2700K**
03.7353.40A
03.7353.14A
E I Dali Version
03.7353.40ADA
03.7353.14ADA

46° WIDE FLOOD

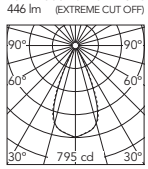

Luminous flux luminaire
432 lm (EXTREME CUT OFF)

Beam Angle: 46°

h(m)	E(lx)	D(m)
1	795	0.84
2	199	1.69
3	88	2.53
4	50	3.38
5	32	4.22

E I **3000K**
03.7357.40A
03.7357.14A
E I Dali Version
03.7357.40ADA
03.7357.14ADA

46° WIDE FLOOD

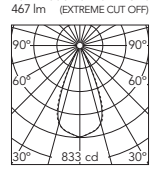

Luminous flux luminaire
452 lm (EXTREME CUT OFF)

Beam Angle: 46°

h(m)	E(lx)	D(m)
1	833	0.84
2	208	1.69
3	93	2.53
4	52	3.38
5	33	4.22

Light Shadow Adjustable No Trim 4 Spots

Light Source: Power LED 10,8W - 1080 lm - 2700K/CRI 90 / 10,8W - 1140lm - 3000K/CRI 90



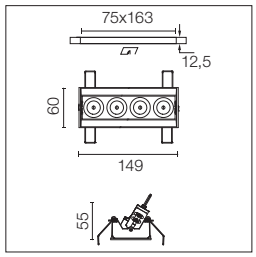

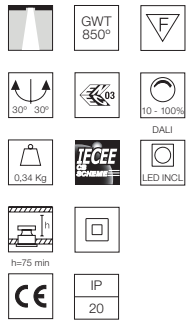

Leuchte für Unterputzmontage mit 4 LED-Lichtquellen. Externes Netzgerät eingeschlossen (220-240V).
Vorinstallationsrahmen. Muss separat bestellt werden.

E= Außenfarbe
I= Innenfarbe

Recessed integrated luminaire with 4 LED lighting spots. Remote power supply included (220-240V).
It requires a pre-installation frame, to be ordered separately.

E= External Finish
I= Internal Finish.

Optic Spot

E I **2700K**
03.8925.40A
03.8925.14A
E I Dali Version
03.8925.40ADA
03.8925.14ADA

10° SPOT

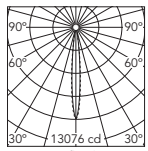

Luminous flux luminaire
724 lm (EXTREME CUT OFF)

Beam Angle: 10°

h(m)	E(lx)	D(m)
1	13076	0.18
2	3269	0.36
3	1453	0.54
4	817	0.72
5	523	0.90

E I **2700K**
03.8924.40A
03.8924.14A
E I Dali Version
03.8924.40ADA
03.8924.14ADA

10° SPOT

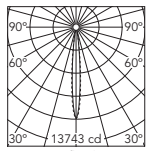

Luminous flux luminaire
751 lm (EXTREME CUT OFF)

Beam Angle: 10°

h(m)	E(lx)	D(m)
1	13743	0.17
2	3436	0.35
3	1527	0.52
4	859	0.70
5	550	0.87

E I **2700K**
03.8926.40A
03.8926.14A
E I Dali Version
03.8926.40ADA
03.8926.14ADA

10° SPOT

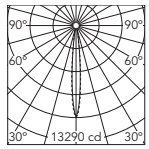

Luminous flux luminaire
754 lm (EXTREME CUT OFF)

Beam Angle: 10°

h(m)	E(lx)	D(m)
1	13290	0.18
2	3322	0.36
3	1477	0.55
4	831	0.73
5	532	0.91

E I **2700K**
03.8927.40A
03.8927.14A
E I Dali Version
03.8927.40ADA
03.8927.14ADA

10° SPOT

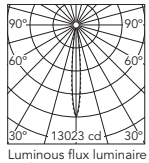

Luminous flux luminaire
736 lm (EXTREME CUT OFF)

Beam Angle: 10°

h(m)	E(lx)	D(m)
1	13023	0.18
2	3256	0.36
3	1447	0.55
4	814	0.73
5	521	0.91

Optic Spot

E I **3000K**
03.8929.40A
03.8929.14A
E I Dali Version
03.8929.40ADA
03.8929.14ADA

10° SPOT

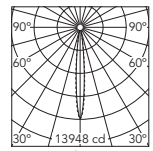

Luminous flux luminaire
773 lm (EXTREME CUT OFF)

Beam Angle: 10°

h(m)	E(lx)	D(m)
1	13948	0.18
2	3487	0.36
3	1550	0.54
4	872	0.72
5	558	0.90

E I **3000K**
03.8928.40A
03.8928.14A
E I Dali Version
03.8928.40ADA
03.8928.14ADA

10° SPOT

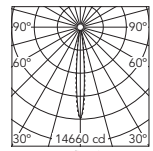

Luminous flux luminaire
801 lm (EXTREME CUT OFF)

Beam Angle: 10°

h(m)	E(lx)	D(m)
1	14660	0.17
2	3665	0.35
3	1629	0.52
4	916	0.70
5	586	0.87

E I **3000K**
03.8930.40A
03.8930.14A
E I Dali Version
03.8930.40ADA
03.8930.14ADA

10° SPOT

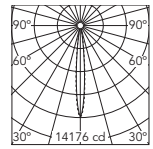

Luminous flux luminaire
805 lm (EXTREME CUT OFF)

Beam Angle: 10°

h(m)	E(lx)	D(m)
1	14176	0.18
2	3544	0.36
3	1575	0.55
4	886	0.73
5	567	0.91

E I **3000K**
03.8931.40A
03.8931.14A
E I Dali Version
03.8931.40ADA
03.8931.14ADA

10° SPOT

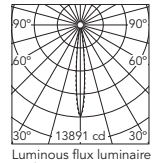

Luminous flux luminaire
785 lm (EXTREME CUT OFF)

Beam Angle: 10°

h(m)	E(lx)	D(m)
1	13891	0.18
2	3473	0.36
3	1543	0.55
4	868	0.73
5	556	0.91

Optic Medium

E I **2700K**
03.9421.40A
03.9421.14A
E I Dali Version
03.9421.40ADA
03.9421.14ADA

22° MEDIUM

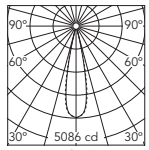

Luminous flux luminaire
744 lm (EXTREME CUT OFF)

Beam Angle: 22°

h(m)	E(lx)	D(m)
1	5086	0.39
2	1272	0.78
3	565	1.17
4	318	1.56
5	203	1.95

E I **2700K**
03.9420.40A
03.9420.14A
E I Dali Version
03.9420.40ADA
03.9420.14ADA

22° MEDIUM

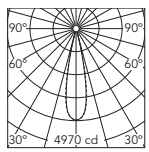

Luminous flux luminaire
744 lm (EXTREME CUT OFF)

Beam Angle: 22°

h(m)	E(lx)	D(m)
1	4970	0.39
2	1243	0.78
3	552	1.17
4	311	1.56
5	199	1.95

E I **2700K**
03.9422.40A
03.9422.14A
E I Dali Version
03.9422.40ADA
03.9422.14ADA

22° MEDIUM

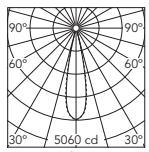

Luminous flux luminaire
752 lm (EXTREME CUT OFF)

Beam Angle: 22°

h(m)	E(lx)	D(m)
1	5060	0.39
2	1265	0.77
3	562	1.16
4	316	1.55
5	202	1.94

E I **2700K**
03.9423.40A
03.9423.14A
E I Dali Version
03.9423.40ADA
03.9423.14ADA

22° MEDIUM

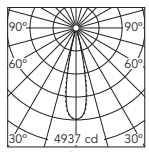

Luminous flux luminaire
738 lm (EXTREME CUT OFF)

Beam Angle: 22°

h(m)	E(lx)	D(m)
1	4937	0.39
2	1234	0.78
3	549	1.17
4	309	1.56
5	197	1.95

Optic Medium

E I **3000K**
03.9431.40A
03.9431.14A
E I Dali Version
03.9431.40ADA
03.9431.14ADA

22° MEDIUM

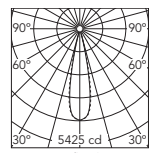

Luminous flux luminaire
793 lm (EXTREME CUT OFF)

Beam Angle: 22°

h(m)	E(lx)	D(m)
1	5425	0.39
2	1356	0.78
3	603	1.17
4	339	1.56
5	217	1.95

E I **3000K**
03.9430.40A
03.9430.14A
E I Dali Version
03.9430.40ADA
03.9430.14ADA

22° MEDIUM

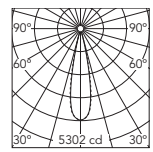

Luminous flux luminaire
793 lm (EXTREME CUT OFF)

Beam Angle: 22°

h(m)	E(lx)	D(m)
1	5302	0.39
2	1325	0.78
3	589	1.17
4	331	1.56
5	212	1.95

E I **3000K**
03.9432.40A
03.9432.14A
E I Dali Version
03.9432.40ADA
03.9432.14ADA

22° MEDIUM

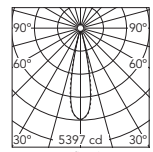

Luminous flux luminaire
802 lm (EXTREME CUT OFF)

Beam Angle: 22°

h(m)	E(lx)	D(m)
1	5397	0.39
2	1349	0.77
3	600	1.16
4	337	1.55
5	216	1.94

E I **3000K**
03.9433.40A
03.9433.14A
E I Dali Version
03.9433.40ADA
03.9433.14ADA

22° MEDIUM

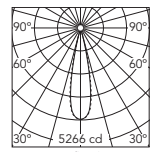

Luminous flux luminaire
788 lm (EXTREME CUT OFF)

Beam Angle: 22°

h(m)	E(lx)	D(m)
1	5266	0.39
2	1316	0.78
3	585	1.17
4	329	1.56
5	211	1.95

Optic Flood

E I **2700K**
03.9426.40A
03.9426.14A
E I Dali Version
03.9426.40ADA
03.9426.14ADA

33° FLOOD

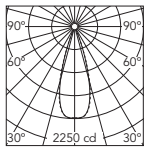

Luminous flux luminaire
720 lm (EXTREME CUT OFF)

Beam Angle: 33°

h(m)	E(lx)	D(m)
1	2250	0.60
2	563	1.19
3	250	1.79
4	141	2.39
5	90	2.99

E I **2700K**
03.9425.40A
03.9425.14A
E I Dali Version
03.9425.40ADA
03.9425.14ADA

33° FLOOD

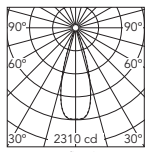

Luminous flux luminaire
741 lm (EXTREME CUT OFF)

Beam Angle: 33°

h(m)	E(lx)	D(m)
1	2310	0.59
2	577	1.18
3	257	1.78
4	144	2.37
5	92	2.96

E I **2700K**
03.9427.40A
03.9427.14A
E I Dali Version
03.9427.40ADA
03.9427.14ADA

33° FLOOD

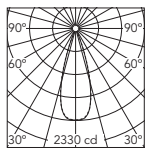

Luminous flux luminaire
752 lm (EXTREME CUT OFF)

Beam Angle: 33°

h(m)	E(lx)	D(m)
1	2330	0.60
2	582	1.19
3	259	1.79
4	146	2.38
5	93	2.98

E I **2700K**
03.9428.40A
03.9428.14A
E I Dali Version
03.9428.40ADA
03.9428.14ADA

33° FLOOD

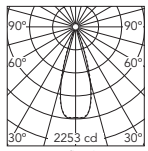

Luminous flux luminaire
732 lm (EXTREME CUT OFF)

Beam Angle: 33°

h(m)	E(lx)	D(m)
1	2253	0.60
2	563	1.20
3	250	1.79
4	141	2.39
5	90	2.99

Optic Flood

E I **3000K**
03.9436.40A
03.9436.14A
E I Dali Version
03.9436.40ADA
03.9436.14ADA

33° FLOOD

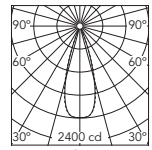

Luminous flux luminaire
768 lm (EXTREME CUT OFF)

Beam Angle: 33°

h(m)	E(lx)	D(m)
1	2400	0.60
2	600	1.19
3	267	1.79
4	150	2.39
5	96	2.99

E I **3000K**
03.9435.40A
03.9435.14A
E I Dali Version
03.9435.40ADA
03.9435.14ADA

33° FLOOD

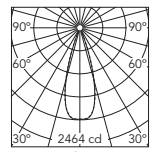

Luminous flux luminaire
790 lm (EXTREME CUT OFF)

Beam Angle: 33°

h(m)	E(lx)	D(m)
1	2464	0.59
2	616	1.18
3	274	1.78
4	154	2.37
5	99	2.96

E I **3000K**
03.9437.40A
03.9437.14A
E I Dali Version
03.9437.40ADA
03.9437.14ADA

33° FLOOD

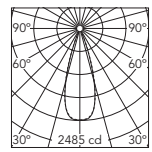

Luminous flux luminaire
803 lm (EXTREME CUT OFF)

Beam Angle: 33°

h(m)	E(lx)	D(m)
1	2485	0.60
2	621	1.19
3	276	1.79
4	155	2.38
5	99	2.98

E I **3000K**
03.9438.40A
03.9438.14A
E I Dali Version
03.9438.40ADA
03.9438.14ADA

33° FLOOD

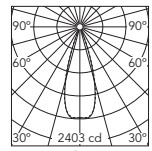

Luminous flux luminaire
781 lm (EXTREME CUT OFF)

Beam Angle: 33°

h(m)	E(lx)	D(m)
1	2403	0.60
2	601	1.20
3	267	1.79
4	150	2.39
5	96	2.99

Optic Wide Flood

E I **2700K**
03.7359.40A
03.7359.14A
E I Dali Version
03.7359.40ADA
03.7359.14ADA

46° WIDE FLOOD

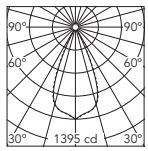

Luminous flux luminaire
735 lm (EXTREME CUT OFF)

Beam Angle: 46°

h(m)	E(lx)	D(m)
1	1395	0.84
2	349	1.69
3	155	2.53
4	87	3.38
5	56	4.22

E I **2700K**
03.7358.40A
03.7358.14A
E I Dali Version
03.7358.40ADA
03.7358.14ADA

45° WIDE FLOOD

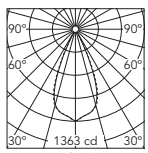

Luminous flux luminaire
731 lm (EXTREME CUT OFF)

Beam Angle: 45°

h(m)	E(lx)	D(m)
1	1363	0.83
2	341	1.67
3	151	2.50
4	85	3.34
5	55	4.17

E I **2700K**
03.7360.40A
03.7360.14A
E I Dali Version
03.7360.40ADA
03.7360.14ADA

44° WIDE FLOOD

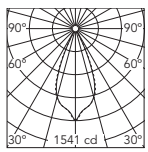

Luminous flux luminaire
739 lm (EXTREME CUT OFF)

Beam Angle: 44°

h(m)	E(lx)	D(m)
1	1541	0.80
2	385	1.60
3	171	2.40
4	96	3.19
5	62	3.99

E I **2700K**
03.7361.40A
03.7361.14A
E I Dali Version
03.7361.40ADA
03.7361.14ADA

46° WIDE FLOOD

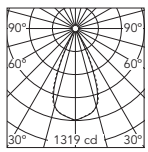

Luminous flux luminaire
716 lm (EXTREME CUT OFF)

Beam Angle: 46°

h(m)	E(lx)	D(m)
1	1319	0.84
2	330	1.69
3	147	2.53
4	82	3.38
5	53	4.22

Optic Wide Flood

E I **3000K**
03.7363.40A
03.7363.14A
E I Dali Version
03.7363.40ADA
03.7363.14ADA

46° WIDE FLOOD

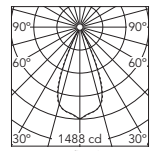

Luminous flux luminaire
784 lm (EXTREME CUT OFF)

Beam Angle: 46°

h(m)	E(lx)	D(m)
1	1488	0.84
2	372	1.69
3	165	2.53
4	93	3.38
5	60	4.22

E I **3000K**
03.7362.40A
03.7362.14A
E I Dali Version
03.7362.40ADA
03.7362.14ADA

45° WIDE FLOOD

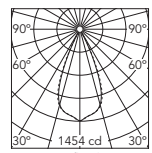

Luminous flux luminaire
780 lm (EXTREME CUT OFF)

Beam Angle: 45°

h(m)	E(lx)	D(m)
1	1454	0.83
2	363	1.67
3	162	2.50
4	91	3.34
5	58	4.17

E I **3000K**
03.7364.40A
03.7364.14A
E I Dali Version
03.7364.40ADA
03.7364.14ADA

44° WIDE FLOOD

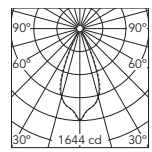

Luminous flux luminaire
789 lm (EXTREME CUT OFF)

Beam Angle: 44°

h(m)	E(lx)	D(m)
1	1644	0.80
2	411	1.60
3	183	2.40
4	103	3.19
5	66	3.99

E I **3000K**
03.7365.40A
03.7365.14A
E I Dali Version
03.7365.40ADA
03.7365.14ADA

46° WIDE FLOOD

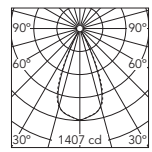

Luminous flux luminaire
764 lm (EXTREME CUT OFF)

Beam Angle: 46°

h(m)	E(lx)	D(m)
1	1407	0.84
2	352	1.69
3	156	2.53
4	88	3.38
5	56	4.22

Light Shadow Adjustable No Trim 8 Spots

Light Source: Power LED 21,6W - 2160 lm - 2700K/CRI 90 / 21,6W - 2280 lm - 3000K/CRI 90



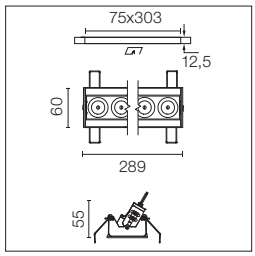

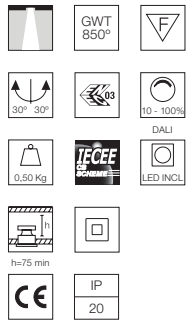

Leuchte für Unterputzmontage mit 8 LED-Lichtquellen. Externes Netzgerät eingeschlossen (220-240V).
Vorinstallationsrahmen. Muss separat bestellt werden.

E= Außenfarbe
I= Innenfarbe

Recessed integrated luminaire with 8 LED lighting spots. Remote power supply included (220-240V).
It requires a pre-installation frame, to be ordered separately.

E= External Finish
I= Internal Finish

Optic Spot

E I **2700K**
03.8933.40A
03.8933.14A
E I Dali Version
03.8933.40ADA
03.8933.14ADA

10° SPOT

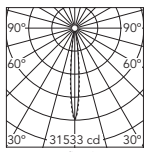

Luminous flux luminaire
1747 lm (EXTREME CUT OFF)

Beam Angle: 10°		
h(m)	E(lx)	D(m)
1	31533	0.18
2	7883	0.36
3	3504	0.54
4	1971	0.72
5	1261	0.90

E I **2700K**
03.8932.40A
03.8932.14A
E I Dali Version
03.8932.40ADA
03.8932.14ADA

10° SPOT

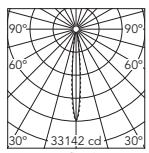

Luminous flux luminaire
1812 lm (EXTREME CUT OFF)

Beam Angle: 10°		
h(m)	E(lx)	D(m)
1	33142	0.17
2	8285	0.35
3	3682	0.52
4	2071	0.70
5	1326	0.87

E I **2700K**
03.8934.40A
03.8934.14A
E I Dali Version
03.8934.40ADA
03.8934.14ADA

10° SPOT

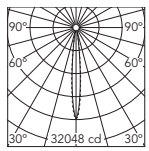

Luminous flux luminaire
1819 lm (EXTREME CUT OFF)

Beam Angle: 10°		
h(m)	E(lx)	D(m)
1	32048	0.18
2	8012	0.36
3	3561	0.55
4	2003	0.73
5	1282	0.91

E I **2700K**
03.8935.40A
03.8935.14A
E I Dali Version
03.8935.40ADA
03.8935.14ADA

10° SPOT

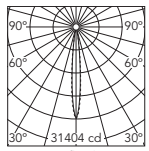

Luminous flux luminaire
1774 lm (EXTREME CUT OFF)

Beam Angle: 10°		
h(m)	E(lx)	D(m)
1	31404	0.18
2	7851	0.36
3	3489	0.55
4	1963	0.73
5	1256	0.91

Optic Medium

E I **2700K**
03.9441.40A
03.9441.14A
E I Dali Version
03.9441.40ADA
03.9441.14ADA

22° MEDIUM

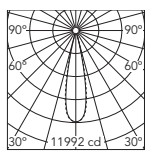

Luminous flux luminaire
1794 lm (EXTREME CUT OFF)

Beam Angle: 22°		
h(m)	E(lx)	D(m)
1	11992	0.39
2	2998	0.78
3	1332	1.17
4	750	1.56
5	480	1.95

E I **2700K**
03.9440.40A
03.9440.14A
E I Dali Version
03.9440.40ADA
03.9440.14ADA

22° MEDIUM

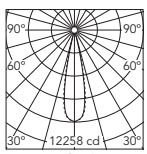

Luminous flux luminaire
1793 lm (EXTREME CUT OFF)

Beam Angle: 22°		
h(m)	E(lx)	D(m)
1	12258	0.39
2	3065	0.78
3	1362	1.17
4	766	1.56
5	490	1.95

E I **2700K**
03.9442.40A
03.9442.14A
E I Dali Version
03.9442.40ADA
03.9442.14ADA

22° MEDIUM

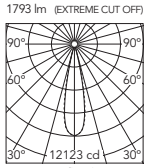

Luminous flux luminaire
1813 lm (EXTREME CUT OFF)

Beam Angle: 22°		
h(m)	E(lx)	D(m)
1	12123	0.39
2	3031	0.78
3	1347	1.17
4	758	1.56
5	485	1.95

E I **2700K**
03.9443.40A
03.9443.14A
E I Dali Version
03.9443.40ADA
03.9443.14ADA

22° MEDIUM

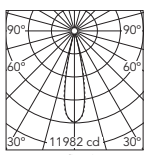

Luminous flux luminaire
1781 lm (EXTREME CUT OFF)

Beam Angle: 22°		
h(m)	E(lx)	D(m)
1	11982	0.39
2	2995	0.77
3	1331	1.16
4	749	1.55
5	479	1.94

Optic Spot

E I **3000K**
03.8937.40A
03.8937.14A
E I Dali Version
03.8937.40ADA
03.8937.14ADA

10° SPOT

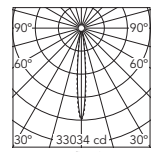

Luminous flux luminaire
1830 lm (EXTREME CUT OFF)

Beam Angle: 10°		
h(m)	E(lx)	D(m)
1	33034	0.18
2	8259	0.36
3	3670	0.54
4	2065	0.72
5	1321	0.90

E I **3000K**
03.8936.40A
03.8936.14A
E I Dali Version
03.8936.40ADA
03.8936.14ADA

10° SPOT

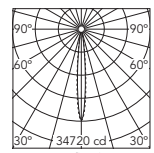

Luminous flux luminaire
1898 lm (EXTREME CUT OFF)

Beam Angle: 10°		
h(m)	E(lx)	D(m)
1	34720	0.17
2	8680	0.35
3	3858	0.52
4	2170	0.70
5	1389	0.87

E I **3000K**
03.8938.40A
03.8938.14A
E I Dali Version
03.8938.40ADA
03.8938.14ADA

10° SPOT

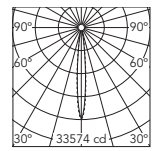

Luminous flux luminaire
1906 lm (EXTREME CUT OFF)

Beam Angle: 10°		
h(m)	E(lx)	D(m)
1	33574	0.18
2	8394	0.36
3	3730	0.55
4	2098	0.73
5	1343	0.91

E I **3000K**
03.8939.40A
03.8939.14A
E I Dali Version
03.8939.40ADA
03.8939.14ADA

10° SPOT

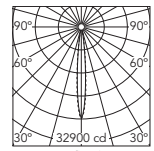

Luminous flux luminaire
1859 lm (EXTREME CUT OFF)

Beam Angle: 10°		
h(m)	E(lx)	D(m)
1	32900	0.18
2	8225	0.36
3	3656	0.55
4	2056	0.73
5	1316	0.91

Optic Medium

E I **3000K**
03.9451.40A
03.9451.14A
E I Dali Version
03.9451.40ADA
03.9451.14ADA

22° MEDIUM

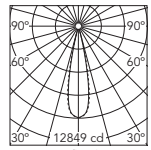

Luminous flux luminaire
1879 lm (EXTREME CUT OFF)

Beam Angle: 22°		
h(m)	E(lx)	D(m)
1	12849	0.39
2	3212	0.78
3	1428	1.17
4	803	1.56
5	514	1.95

E I **3000K**
03.9450.40A
03.9450.14A
E I Dali Version
03.9450.40ADA
03.9450.14ADA

22° MEDIUM

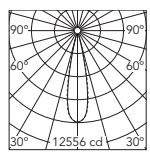

Luminous flux luminaire
1878 lm (EXTREME CUT OFF)

Beam Angle: 22°		
h(m)	E(lx)	D(m)
1	12556	0.39
2	3139	0.78
3	1395	1.17
4	785	1.56
5	502	1.95

E I **3000K**
03.9452.40A
03.9452.14A
E I Dali Version
03.9452.40ADA
03.9452.14ADA

22° MEDIUM

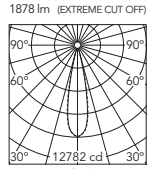

Luminous flux luminaire
1900 lm (EXTREME CUT OFF)

Beam Angle: 22°		
h(m)	E(lx)	D(m)
1	12782	0.39
2	3196	0.77
3	1420	1.16
4	799	1.55
5	511	1.94

E I **3000K**
03.9453.40A
03.9453.14A
E I Dali Version
03.9453.40ADA
03.9453.14ADA

22° MEDIUM

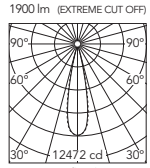

Luminous flux luminaire
1866 lm (EXTREME CUT OFF)

Beam Angle: 22°		
h(m)	E(lx)	D(m)
1	12472	0.39
2	3118	0.78
3	1386	1.17
4	779	1.56
5	499	1.95

Optic Flood

E I **2700K**
03.9446.40A
03.9446.14A
E I Dali Version
03.9446.40ADA
03.9446.14ADA

33° FLOOD

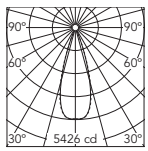

Luminous flux luminaire
1735 lm (EXTREME CUT OFF)

Beam Angle:	33°	
h(m)	E(lx)	D(m)
1	5426	0.60
2	1357	1.19
3	603	1.79
4	339	2.39
5	217	2.99

E I **2700K**
03.9445.40A
03.9445.14A
E I Dali Version
03.9445.40ADA
03.9445.14ADA

33° FLOOD

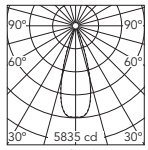

Luminous flux luminaire
1872 lm (EXTREME CUT OFF)

Beam Angle:	33°	
h(m)	E(lx)	D(m)
1	5835	0.59
2	1459	1.18
3	648	1.78
4	365	2.37
5	233	2.96

E I **2700K**
03.9447.40A
03.9447.14A
E I Dali Version
03.9447.40ADA
03.9447.14ADA

33° FLOOD

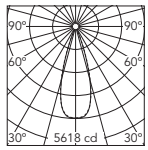

Luminous flux luminaire
1814 lm (EXTREME CUT OFF)

Beam Angle:	33°	
h(m)	E(lx)	D(m)
1	5618	0.60
2	1405	1.19
3	624	1.79
4	351	2.38
5	225	2.98

E I **2700K**
03.9448.40A
03.9448.14A
E I Dali Version
03.9448.40ADA
03.9448.14ADA

33° FLOOD

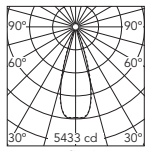

Luminous flux luminaire
1765 lm (EXTREME CUT OFF)

Beam Angle:	33°	
h(m)	E(lx)	D(m)
1	5433	0.60
2	1358	1.20
3	604	1.79
4	340	2.39
5	217	2.99

Optic Flood

E I **3000K**
03.9456.40A
03.9456.14A
E I Dali Version
03.9456.40ADA
03.9456.14ADA

33° FLOOD

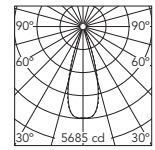

Luminous flux luminaire
1818 lm (EXTREME CUT OFF)

Beam Angle:	33°	
h(m)	E(lx)	D(m)
1	5685	0.60
2	1421	1.19
3	632	1.79
4	355	2.39
5	227	2.99

E I **3000K**
03.9455.40A
03.9455.14A
E I Dali Version
03.9455.40ADA
03.9455.14ADA

33° FLOOD

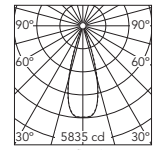

Luminous flux luminaire
1872 lm (EXTREME CUT OFF)

Beam Angle:	33°	
h(m)	E(lx)	D(m)
1	5835	0.59
2	1459	1.18
3	648	1.78
4	365	2.37
5	233	2.96

E I **3000K**
03.9457.40A
03.9457.14A
E I Dali Version
03.9457.40ADA
03.9457.14ADA

33° FLOOD

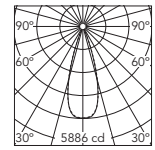

Luminous flux luminaire
1901 lm (EXTREME CUT OFF)

Beam Angle:	33°	
h(m)	E(lx)	D(m)
1	5886	0.60
2	1472	1.19
3	654	1.79
4	368	2.38
5	235	2.98

E I **3000K**
03.9458.40A
03.9458.14A
E I Dali Version
03.9458.40ADA
03.9458.14ADA

33° FLOOD

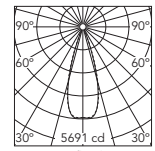

Luminous flux luminaire
1850 lm (EXTREME CUT OFF)

Beam Angle:	33°	
h(m)	E(lx)	D(m)
1	5691	0.60
2	1423	1.20
3	632	1.79
4	356	2.39
5	228	2.99

Optic Wide Flood

E I **2700K**
03.7367.40A
03.7367.14A
E I Dali Version
03.7367.40ADA
03.7367.14ADA

46° WIDE FLOOD

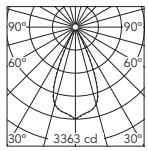

Luminous flux luminaire
1773 lm (EXTREME CUT OFF)

Beam Angle:	46°	
h(m)	E(lx)	D(m)
1	3363	0.84
2	841	1.69
3	374	2.53
4	210	3.38
5	135	4.22

E I **2700K**
03.7366.40A
03.7366.14A
E I Dali Version
03.7366.40ADA
03.7366.14ADA

45° WIDE FLOOD

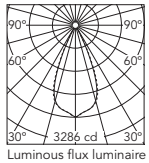

Luminous flux luminaire
1763 lm (EXTREME CUT OFF)

Beam Angle:	45°	
h(m)	E(lx)	D(m)
1	3286	0.83
2	822	1.67
3	365	2.50
4	205	3.34
5	131	4.17

E I **2700K**
03.7368.40A
03.7368.14A
E I Dali Version
03.7368.40ADA
03.7368.14ADA

44° WIDE FLOOD

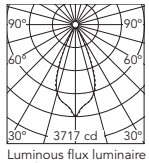

Luminous flux luminaire
1783 lm (EXTREME CUT OFF)

Beam Angle:	44°	
h(m)	E(lx)	D(m)
1	3717	0.80
2	929	1.60
3	413	2.40
4	232	3.19
5	149	3.99

E I **2700K**
03.7369.40A
03.7369.14A
E I Dali Version
03.7369.40ADA
03.7369.14ADA

46° WIDE FLOOD

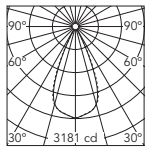

Luminous flux luminaire
1727 lm (EXTREME CUT OFF)

Beam Angle:	46°	
h(m)	E(lx)	D(m)
1	3181	0.84
2	795	1.69
3	353	2.53
4	199	3.38
5	127	4.22

Optic Wide Flood

E I **3000K**
03.7371.40A
03.7371.14A
E I Dali Version
03.7371.40ADA
03.7371.14ADA

46° WIDE FLOOD

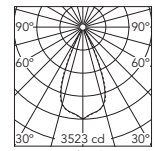

Luminous flux luminaire
1858 lm (EXTREME CUT OFF)

Beam Angle:	46°	
h(m)	E(lx)	D(m)
1	3523	0.84
2	881	1.69
3	391	2.53
4	220	3.38
5	141	4.22

E I **3000K**
03.7370.40A
03.7370.14A
E I Dali Version
03.7370.40ADA
03.7370.14ADA

45° WIDE FLOOD

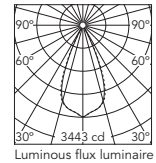

Luminous flux luminaire
1847 lm (EXTREME CUT OFF)

Beam Angle:	45°	
h(m)	E(lx)	D(m)
1	3443	0.83
2	861	1.67
3	383	2.50
4	215	3.34
5	138	4.17

E I **3000K**
03.7372.40A
03.7372.14A
E I Dali Version
03.7372.40ADA
03.7372.14ADA

44° WIDE FLOOD

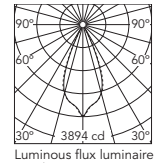

Luminous flux luminaire
1868 lm (EXTREME CUT OFF)

Beam Angle:	44°	
h(m)	E(lx)	D(m)
1	3894	0.80
2	973	1.60
3	433	2.40
4	243	3.19
5	156	3.99

E I **3000K**
03.7373.40A
03.7373.14A
E I Dali Version
03.7373.40ADA
03.7373.14ADA

46° WIDE FLOOD

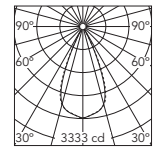

Luminous flux luminaire
1809 lm (EXTREME CUT OFF)

Beam Angle:	46°	
h(m)	E(lx)	D(m)
1	3333	0.84
2	833	1.69
3	370	2.53
4	208	3.38
5	133	4.22

Light Shadow Adjustable No Trim 12 Spots

Light Source: Power LED 32,4W - 3240 lm - 2700K/CRI 90 / 32,4W - 3420 lm - 3000K/CRI 90



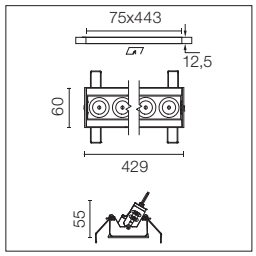

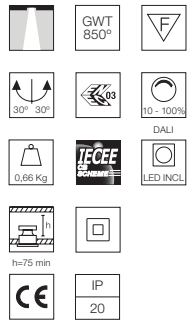

Leuchte für Unterputzmontage mit 12 LED-Lichtquellen. Externes Netzgerät eingeschlossen (220-240V).
Vorinstallationsrahmen. Muss separat bestellt werden.

E= Außenfarbe
I= Innenfarbe

Recessed integrated luminaire with 12 LED lighting spots. Remote power supply included (220-240V). It requires a pre-installation frame, to be ordered separately.

E= External Finish
I= Internal Finish

Optic Spot

E I **2700K**
03.8941.40A
03.8941.14A
E I Dali & Push Version
03.8941.40ADA
03.8941.14ADA

10° SPOT

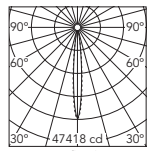

Luminous flux luminaire 2627 lm (EXTREME CUT OFF)

Beam Angle: 10°

h(m)	E(lx)	D(m)
1	47418	0.18
2	11854	0.36
3	5269	0.54
4	2964	0.72
5	1897	0.90

E I **2700K**
03.8940.40A
03.8940.14A
E I Dali & Push Version
03.8940.40ADA
03.8940.14ADA

10° SPOT

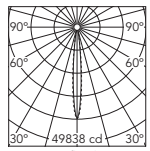

Luminous flux luminaire 2724 lm (EXTREME CUT OFF)

Beam Angle: 10°

h(m)	E(lx)	D(m)
1	49838	0.17
2	12459	0.35
3	5538	0.52
4	3115	0.70
5	1994	0.87

E I **2700K**
03.8942.40A
03.8942.14A
E I Dali & Push Version
03.8942.40ADA
03.8942.14ADA

10° SPOT

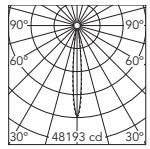

Luminous flux luminaire 2736 lm (EXTREME CUT OFF)

Beam Angle: 10°

h(m)	E(lx)	D(m)
1	48193	0.18
2	12048	0.36
3	5355	0.55
4	3012	0.73
5	1928	0.91

E I **2700K**
03.8943.40A
03.8943.14A
E I Dali & Push Version
03.8943.40ADA
03.8943.14ADA

10° SPOT

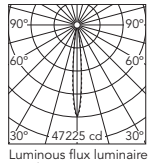

Luminous flux luminaire 2668 lm (EXTREME CUT OFF)

Beam Angle: 10°

h(m)	E(lx)	D(m)
1	47225	0.18
2	11806	0.36
3	5247	0.55
4	2952	0.73
5	1889	0.91

Optic Spot

E I **3000K**
03.8945.40A
03.8945.14A
E I Dali & Push Version
03.8945.40ADA
03.8945.14ADA

10° SPOT

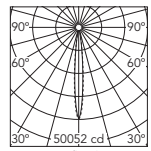

Luminous flux luminaire 2773 lm (EXTREME CUT OFF)

Beam Angle: 10°

h(m)	E(lx)	D(m)
1	50052	0.18
2	12513	0.36
3	5561	0.54
4	3128	0.72
5	2002	0.90

E I **3000K**
03.8944.40A
03.8944.14A
E I Dali & Push Version
03.8944.40ADA
03.8944.14ADA

10° SPOT

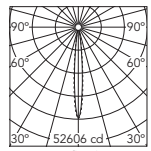

Luminous flux luminaire 2876 lm (EXTREME CUT OFF)

Beam Angle: 10°

h(m)	E(lx)	D(m)
1	52606	0.17
2	13152	0.35
3	5845	0.52
4	3288	0.70
5	2104	0.87

E I **3000K**
03.8946.40A
03.8946.14A
E I Dali & Push Version
03.8946.40ADA
03.8946.14ADA

10° SPOT

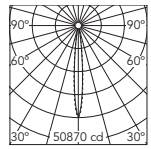

Luminous flux luminaire 2888 lm (EXTREME CUT OFF)

Beam Angle: 10°

h(m)	E(lx)	D(m)
1	50870	0.18
2	12718	0.36
3	5652	0.55
4	3179	0.73
5	2035	0.91

E I **3000K**
03.8947.40A
03.8947.14A
E I Dali & Push Version
03.8947.40ADA
03.8947.14ADA

10° SPOT

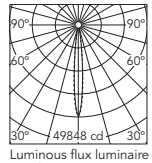

Luminous flux luminaire 2817 lm (EXTREME CUT OFF)

Beam Angle: 10°

h(m)	E(lx)	D(m)
1	49848	0.18
2	12462	0.36
3	5539	0.55
4	3116	0.73
5	1994	0.91

Optic Medium

E I **2700K**
03.9461.40A
03.9461.14A
E I Dali & Push Version
03.9461.40ADA
03.9461.14ADA

22° MEDIUM

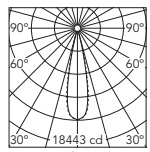

Luminous flux luminaire 2698 lm (EXTREME CUT OFF)

Beam Angle: 22°

h(m)	E(lx)	D(m)
1	18443	0.39
2	4611	0.78
3	2049	1.17
4	1153	1.56
5	738	1.95

E I **2700K**
03.9460.40A
03.9460.14A
E I Dali & Push Version
03.9460.40ADA
03.9460.14ADA

22° MEDIUM

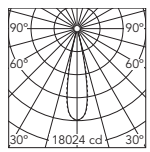

Luminous flux luminaire 2696 lm (EXTREME CUT OFF)

Beam Angle: 22°

h(m)	E(lx)	D(m)
1	18024	0.39
2	4506	0.78
3	2003	1.17
4	1126	1.56
5	721	1.95

E I **2700K**
03.9462.40A
03.9462.14A
E I Dali & Push Version
03.9462.40ADA
03.9462.14ADA

22° MEDIUM

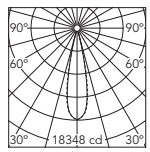

Luminous flux luminaire 2727 lm (EXTREME CUT OFF)

Beam Angle: 22°

h(m)	E(lx)	D(m)
1	18348	0.39
2	4587	0.77
3	2039	1.16
4	1147	1.55
5	734	1.94

E I **2700K**
03.9463.40A
03.9463.14A
E I Dali & Push Version
03.9463.40ADA
03.9463.14ADA

22° MEDIUM

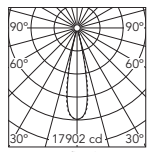

Luminous flux luminaire 2678 lm (EXTREME CUT OFF)

Beam Angle: 22°

h(m)	E(lx)	D(m)
1	17902	0.39
2	4476	0.78
3	1989	1.17
4	1119	1.56
5	716	1.95

Optic Medium

E I **3000K**
03.9471.40A
03.9471.14A
E I Dali & Push Version
03.9471.40ADA
03.9471.14ADA

22° MEDIUM

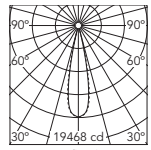

Luminous flux luminaire 2847 lm (EXTREME CUT OFF)

Beam Angle: 22°

h(m)	E(lx)	D(m)
1	19468	0.39
2	4867	0.78
3	2163	1.17
4	1217	1.56
5	779	1.95

E I **3000K**
03.9470.40A
03.9470.14A
E I Dali & Push Version
03.9470.40ADA
03.9470.14ADA

22° MEDIUM

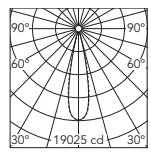

Luminous flux luminaire 2846 lm (EXTREME CUT OFF)

Beam Angle: 22°

h(m)	E(lx)	D(m)
1	19025	0.39
2	4756	0.78
3	2114	1.17
4	1189	1.56
5	761	1.95

E I **3000K**
03.9472.40A
03.9472.14A
E I Dali & Push Version
03.9472.40ADA
03.9472.14ADA

22° MEDIUM

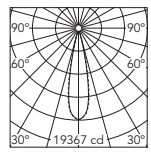

Luminous flux luminaire 2878 lm (EXTREME CUT OFF)

Beam Angle: 22°

h(m)	E(lx)	D(m)
1	19367	0.39
2	4842	0.77
3	2152	1.16
4	1210	1.55
5	775	1.94

E I **3000K**
03.9473.40A
03.9473.14A
E I Dali & Push Version
03.9473.40ADA
03.9473.14ADA

22° MEDIUM

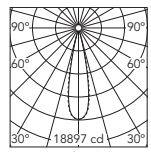

Luminous flux luminaire 2827 lm (EXTREME CUT OFF)

Beam Angle: 22°

h(m)	E(lx)	D(m)
1	18897	0.39
2	4724	0.78
3	2100	1.17
4	1181	1.56
5	756	1.95

Optic Flood

E I **2700K**
03.9466.40A
03.9466.14A
E I Dali & Push Version
03.9466.40ADA
03.9466.14ADA



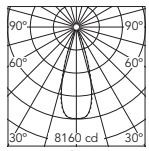

Luminous flux luminaire
2610 lm (EXTREME CUT OFF)

Beam Angle: 33°

h(m)	E(lx)	D(m)
1	8160	0.60
2	2040	1.19
3	907	1.79
4	510	2.39
5	326	2.99

E I **2700K**
03.9465.40A
03.9465.14A
E I Dali & Push Version
03.9465.40ADA
03.9465.14ADA



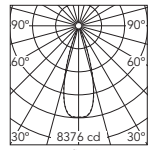

Luminous flux luminaire
2687 lm (EXTREME CUT OFF)

Beam Angle: 33°

h(m)	E(lx)	D(m)
1	8376	0.59
2	2094	1.18
3	931	1.78
4	523	2.37
5	335	2.96

E I **2700K**
03.9467.40A
03.9467.14A
E I Dali & Push Version
03.9467.40ADA
03.9467.14ADA



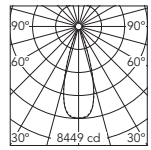

Luminous flux luminaire
2728 lm (EXTREME CUT OFF)

Beam Angle: 33°

h(m)	E(lx)	D(m)
1	8449	0.60
2	2112	1.19
3	939	1.79
4	528	2.38
5	338	2.98

E I **2700K**
03.9468.40A
03.9468.14A
E I Dali & Push Version
03.9468.40ADA
03.9468.14ADA



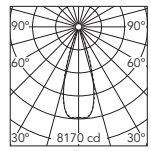

Luminous flux luminaire
2655 lm (EXTREME CUT OFF)

Beam Angle: 33°

h(m)	E(lx)	D(m)
1	8170	0.60
2	2042	1.20
3	908	1.79
4	511	2.39
5	327	2.99

Optic Flood

E I **3000K**
03.9476.40A
03.9476.14A
E I Dali & Push Version
03.9476.40ADA
03.9476.14ADA



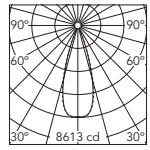

Luminous flux luminaire
2755 lm (EXTREME CUT OFF)

Beam Angle: 33°

h(m)	E(lx)	D(m)
1	8613	0.60
2	2153	1.19
3	957	1.79
4	538	2.39
5	345	2.99

E I **3000K**
03.9475.40A
03.9475.14A
E I Dali & Push Version
03.9475.40ADA
03.9475.14ADA



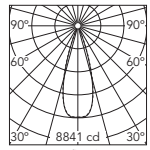

Luminous flux luminaire
2836 lm (EXTREME CUT OFF)

Beam Angle: 33°

h(m)	E(lx)	D(m)
1	8841	0.59
2	2210	1.18
3	982	1.78
4	553	2.37
5	354	2.96

E I **3000K**
03.9477.40A
03.9477.14A
E I Dali & Push Version
03.9477.40ADA
03.9477.14ADA



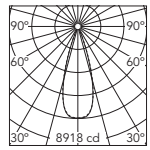

Luminous flux luminaire
2880 lm (EXTREME CUT OFF)

Beam Angle: 33°

h(m)	E(lx)	D(m)
1	8918	0.60
2	2230	1.19
3	991	1.79
4	557	2.38
5	357	2.98

E I **3000K**
03.9478.40A
03.9478.14A
E I Dali & Push Version
03.9478.40ADA
03.9478.14ADA



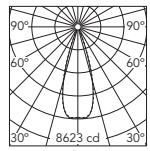

Luminous flux luminaire
2802 lm (EXTREME CUT OFF)

Beam Angle: 33°

h(m)	E(lx)	D(m)
1	8623	0.60
2	2156	1.20
3	958	1.79
4	539	2.39
5	345	2.99

Optic Wide Flood

E I **2700K**
03.7375.40A
03.7375.14A
E I Dali & Push Version
03.7375.40ADA
03.7375.14ADA



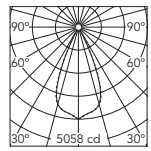

Luminous flux luminaire
2666 lm (EXTREME CUT OFF)

Beam Angle: 46°

h(m)	E(lx)	D(m)
1	5058	0.84
2	1264	1.69
3	562	2.53
4	316	3.38
5	202	4.22

E I **2700K**
03.7374.40A
03.7374.14A
E I Dali & Push Version
03.7374.40ADA
03.7374.14ADA



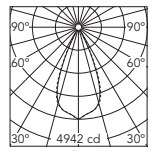

Luminous flux luminaire
2652 lm (EXTREME CUT OFF)

Beam Angle: 45°

h(m)	E(lx)	D(m)
1	4942	0.83
2	1235	1.67
3	549	2.50
4	309	3.34
5	198	4.17

E I **2700K**
03.7376.40A
03.7376.14A
E I Dali & Push Version
03.7376.40ADA
03.7376.14ADA



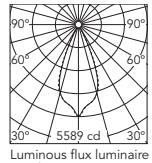

Luminous flux luminaire
2681 lm (EXTREME CUT OFF)

Beam Angle: 44°

h(m)	E(lx)	D(m)
1	5589	0.80
2	1397	1.60
3	621	2.40
4	349	3.19
5	224	3.99

E I **2700K**
03.7377.40A
03.7377.14A
E I Dali & Push Version
03.7377.40ADA
03.7377.14ADA



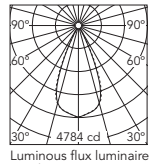

Luminous flux luminaire
2597 lm (EXTREME CUT OFF)

Beam Angle: 46°

h(m)	E(lx)	D(m)
1	4784	0.84
2	1196	1.69
3	532	2.53
4	299	3.38
5	191	4.22

Optic Wide Flood

E I **3000K**
03.7379.40A
03.7379.14A
E I Dali & Push Version
03.7379.40ADA
03.7379.14ADA



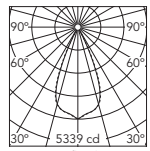

Luminous flux luminaire
2815 lm (EXTREME CUT OFF)

Beam Angle: 46°

h(m)	E(lx)	D(m)
1	5339	0.84
2	1335	1.69
3	593	2.53
4	334	3.38
5	214	4.22

E I **3000K**
03.7378.40A
03.7378.14A
E I Dali & Push Version
03.7378.40ADA
03.7378.14ADA



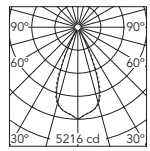

Luminous flux luminaire
2799 lm (EXTREME CUT OFF)

Beam Angle: 45°

h(m)	E(lx)	D(m)
1	5216	0.83
2	1304	1.67
3	580	2.50
4	326	3.34
5	209	4.17

E I **3000K**
03.7380.40A
03.7380.14A
E I Dali & Push Version
03.7380.40ADA
03.7380.14ADA



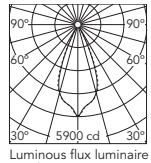

Luminous flux luminaire
2830 lm (EXTREME CUT OFF)

Beam Angle: 44°

h(m)	E(lx)	D(m)
1	5900	0.80
2	1475	1.60
3	656	2.40
4	369	3.19
5	236	3.99

E I **3000K**
03.7381.40A
03.7381.14A
E I Dali & Push Version
03.7381.40ADA
03.7381.14ADA



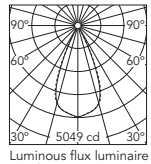

Luminous flux luminaire
2742 lm (EXTREME CUT OFF)

Beam Angle: 46°

h(m)	E(lx)	D(m)
1	5049	0.84
2	1262	1.69
3	561	2.53
4	316	3.38
5	202	4.22

Light Shadow Wall-Washer Trim 4 Spots

Light Source: Power LED 10,8W - 1080 lm - 2700K/CRI 90 / 10,8W - 1140lm - 3000K/CRI 90



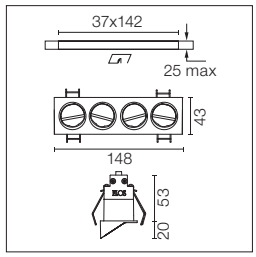

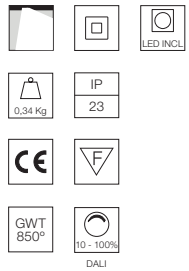

Einbauleuchte mit 4 LED-Strahlern. Fernbedienung inklusive (220-240V). Vorinstallationsrahmen nicht erforderlich.

Recessed integrated luminaire with 4 LED lighting spots. Remote power supply included (220-240V). Pre-installation frame not required.

2700K
- 03.9901.40A
- 03.9901.14A

Dali Version
- 03.9901.40ADA
- 03.9901.14ADA

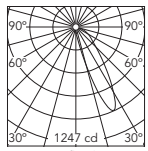

Luminous flux luminaire
690 lm (EXTREME CUT OFF)

Beam Angle: 22°

h(m)	E(lx)	D(m)
1	1247	0.50
2	312	0.99
3	139	1.49
4	78	1.99
5	50	2.48

3000K
- 03.9900.40A
- 03.9900.14A

Dali Version
- 03.9900.40ADA
- 03.9900.14ADA

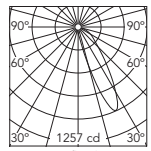

Luminous flux luminaire
696 lm (EXTREME CUT OFF)

Beam Angle: 22°

h(m)	E(lx)	D(m)
1	1257	0.50
2	314	0.99
3	140	1.49
4	79	1.99
5	50	2.48

Light Shadow Wall-Washer No Trim 4 Spots

Light Source: Power LED 10,8W - 1080 lm - 2700K/CRI 90 / 10,8W - 1140lm - 3000K/CRI 90



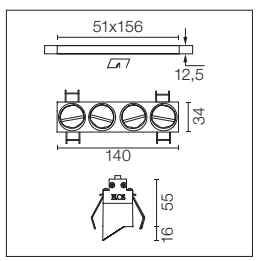

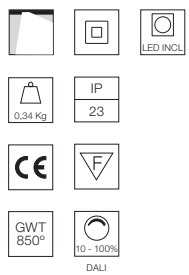

Einbauleuchte mit 4 LED-Strahlern. Fernbedienung inklusive (220-240V). Vorinstallationsrahmen erforderlich, separat zu bestellen (08.0511.00).

Recessed integrated luminaire with 4 LED lighting spots. Remote power supply included (220-240V). It requires a pre-installation frame, to be ordered separately (08.0511.00).

2700K
- 03.9903.40A
- 03.9903.14A

Dali Version
- 03.9903.40ADA
- 03.9903.14ADA

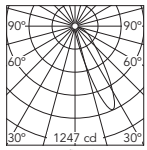

Luminous flux luminaire
690 lm (EXTREME CUT OFF)

Beam Angle: 22°

h(m)	E(lx)	D(m)
1	1247	0.50
2	312	0.99
3	139	1.49
4	78	1.99
5	50	2.48

3000K
- 03.9902.40A
- 03.9902.14A

Dali Version
- 03.9902.40ADA
- 03.9902.14ADA

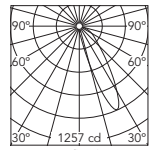

Luminous flux luminaire
696 lm (EXTREME CUT OFF)

Beam Angle: 22°

h(m)	E(lx)	D(m)
1	1257	0.50
2	314	0.99
3	140	1.49
4	79	1.99
5	50	2.48

Zubehör / Accessories

Light Shadow Fixed No Trim

Montagerahmen.
Pre-installation frame.

2L
08.0510.00



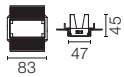

Montagerahmen.
Pre-installation frame.

4L
08.0511.00



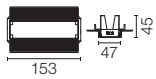

Montagerahmen.
Pre-installation frame.

8L
08.0512.00





Montagerahmen.
Pre-installation frame.

12L
08.0513.00





Zubehör für die Montage in fortlaufender Reihe No Trim. Jedes Zubehörteil ermöglicht den Anschluss von zwei No-Trim-Rahmen für die Vorinstallation.

Accessory for mounting of No Trim continuous line. Each accessory allows connection between two No Trim pre-installation frames.



08.0052.90

Light Shadow Adjustable No Trim

Montagerahmen.
Pre-installation frame.

2L
08.0515.00



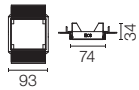

Montagerahmen.
Pre-installation frame.

4L
08.0516.00



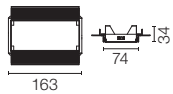

Montagerahmen.
Pre-installation frame.

8L
08.0517.00



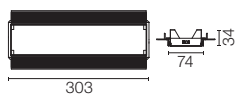

Montagerahmen.
Pre-installation frame.

12L
08.0518.00





Zubehör für die Montage in fortlaufender Reihe No Trim. Jedes Zubehörteil ermöglicht den Anschluss von zwei No-Trim-Rahmen für die Vorinstallation.

Accessory for mounting of No Trim continuous line. Each accessory allows connection between two No Trim pre-installation frames.



08.0059.90

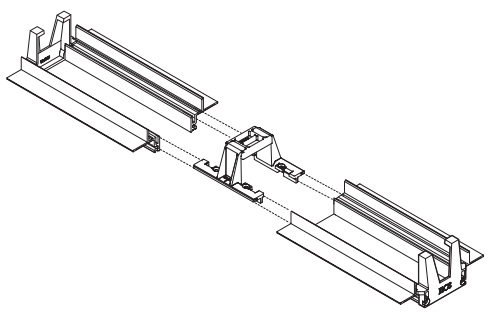

Verbindungsdetail für die Installation in einer fortlaufenden Reihe / Interconnection information to build a continuous line

Light Shadow Surface 4 Spots

Light Source: Power LED 10,8W - 1080 lm - 2700K/CRI 90 / 10,8W - 1140lm - 3000K/CRI 90



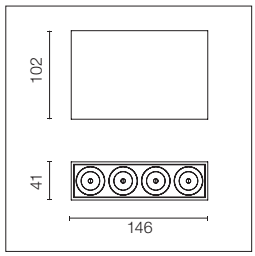



Aufsatzleuchte mit 4 LED-Leuchten. Netzteil 220-240V in der Leuchte integriert.

E= Außenfarbe
I= Innenfarbe
B= Box-Ausführung

Surface luminaire with 4 LED lighting spots. Power source 220-240V incorporated.

E= External Finish
I= Internal Finish
B= Box Finish

Optic Spot

B E I **2700K**
03.8957.40A
03.8957.14A
03.8965.40A
03.8965.14A
B E I Dali Version
03.8957.40ADA
03.8957.14ADA
03.8965.40ADA
03.8965.14ADA

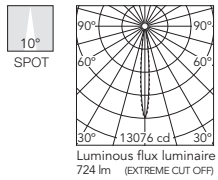

Luminous flux luminaire
724 lm (EXTREME CUT OFF)

Beam Angle:	10°	
h(m)	E(lx)	D(m)
1	13076	0.18
2	3269	0.36
3	1453	0.54
4	817	0.72
5	523	0.90

B E I **2700K**
03.8956.40A
03.8956.14A
03.8964.40A
03.8964.14A
B E I Dali Version
03.8956.40ADA
03.8956.14ADA
03.8964.40ADA
03.8964.14ADA

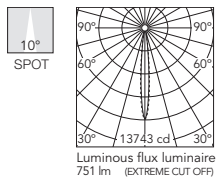

Luminous flux luminaire
751 lm (EXTREME CUT OFF)

Beam Angle:	10°	
h(m)	E(lx)	D(m)
1	13743	0.17
2	3436	0.35
3	1527	0.52
4	859	0.70
5	550	0.87

B E I **2700K**
03.8958.40A
03.8958.14A
03.8966.40A
03.8966.14A
B E I Dali Version
03.8958.40ADA
03.8958.14ADA
03.8966.40ADA
03.8966.14ADA

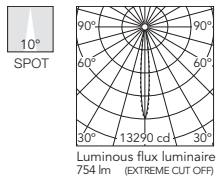

Luminous flux luminaire
754 lm (EXTREME CUT OFF)

Beam Angle:	10°	
h(m)	E(lx)	D(m)
1	13290	0.18
2	3322	0.36
3	1477	0.55
4	831	0.73
5	532	0.91

B E I **2700K**
03.8959.40A
03.8959.14A
03.8967.40A
03.8967.14A
B E I Dali Version
03.8959.40ADA
03.8959.14ADA
03.8967.40ADA
03.8967.14ADA

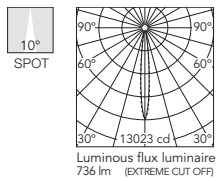

Luminous flux luminaire
736 lm (EXTREME CUT OFF)

Beam Angle:	10°	
h(m)	E(lx)	D(m)
1	13023	0.18
2	3256	0.36
3	1447	0.55
4	814	0.73
5	521	0.91

Optic Medium

B E I **2700K**
03.9721.40A
03.9721.14A
03.9821.40A
03.9821.14A
B E I Dali Version
03.9721.40ADA
03.9721.14ADA
03.9821.40ADA
03.9821.14ADA

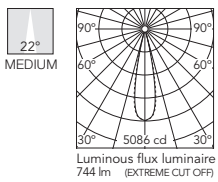

Luminous flux luminaire
744 lm (EXTREME CUT OFF)

Beam Angle:	22°	
h(m)	E(lx)	D(m)
1	5086	0.39
2	1272	0.78
3	565	1.17
4	318	1.56
5	203	1.95

B E I **2700K**
03.9720.40A
03.9720.14A
03.9820.40A
03.9820.14A
B E I Dali Version
03.9720.40ADA
03.9720.14ADA
03.9820.40ADA
03.9820.14ADA

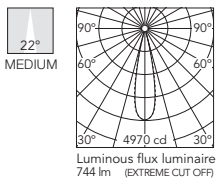

Luminous flux luminaire
744 lm (EXTREME CUT OFF)

Beam Angle:	22°	
h(m)	E(lx)	D(m)
1	4970	0.39
2	1243	0.78
3	552	1.17
4	311	1.56
5	199	1.95

Optic Spot

B E I **3000K**
03.8961.40A
03.8961.14A
03.8969.40A
03.8969.14A
B E I Dali Version
03.8961.40ADA
03.8961.14ADA
03.8969.40ADA
03.8969.14ADA

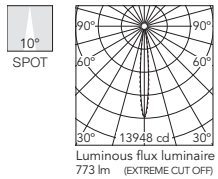

Luminous flux luminaire
773 lm (EXTREME CUT OFF)

Beam Angle:	10°	
h(m)	E(lx)	D(m)
1	13948	0.18
2	3487	0.36
3	1550	0.54
4	872	0.72
5	558	0.90

B E I **3000K**
03.8960.40A
03.8960.14A
03.8968.40A
03.8968.14A
B E I Dali Version
03.8960.40ADA
03.8960.14ADA
03.8968.40ADA
03.8968.14ADA

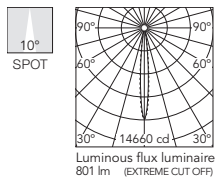

Luminous flux luminaire
801 lm (EXTREME CUT OFF)

Beam Angle:	10°	
h(m)	E(lx)	D(m)
1	14660	0.17
2	3665	0.35
3	1629	0.52
4	916	0.70
5	586	0.87

B E I **3000K**
03.8962.40A
03.8962.14A
03.8970.40A
03.8970.14A
B E I Dali Version
03.8962.40ADA
03.8962.14ADA
03.8970.40ADA
03.8970.14ADA

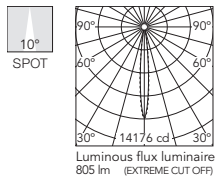

Luminous flux luminaire
805 lm (EXTREME CUT OFF)

Beam Angle:	10°	
h(m)	E(lx)	D(m)
1	14176	0.18
2	3544	0.36
3	1575	0.55
4	886	0.73
5	567	0.91

B E I **3000K**
03.8963.40A
03.8963.14A
03.8971.40A
03.8971.14A
B E I Dali Version
03.8963.40ADA
03.8963.14ADA
03.8971.40ADA
03.8971.14ADA

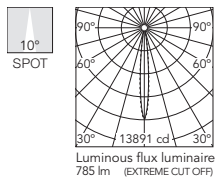

Luminous flux luminaire
785 lm (EXTREME CUT OFF)

Beam Angle:	10°	
h(m)	E(lx)	D(m)
1	13891	0.18
2	3473	0.36
3	1543	0.55
4	868	0.73
5	556	0.91

Optic Medium

B E I **3000K**
03.9731.40A
03.9731.14A
03.9831.40A
03.9831.14A
B E I Dali Version
03.9731.40ADA
03.9731.14ADA
03.9831.40ADA
03.9831.14ADA

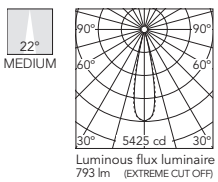

Luminous flux luminaire
793 lm (EXTREME CUT OFF)

Beam Angle:	22°	
h(m)	E(lx)	D(m)
1	5425	0.39
2	1356	0.78
3	603	1.17
4	339	1.56
5	217	1.95

B E I **3000K**
03.9730.40A
03.9730.14A
03.9830.40A
03.9830.14A
B E I Dali Version
03.9730.40ADA
03.9730.14ADA
03.9830.40ADA
03.9830.14ADA

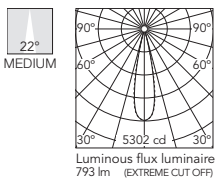

Luminous flux luminaire
793 lm (EXTREME CUT OFF)

Beam Angle:	22°	
h(m)	E(lx)	D(m)
1	5302	0.39
2	1325	0.78
3	589	1.17
4	331	1.56
5	212	1.95

Optic Medium

B E I **2700K**
03.9722.40A
03.9722.14A
03.9822.40A
03.9822.14A
B E I Dali Version
03.9722.40ADA
03.9722.14ADA
03.9822.40ADA
03.9822.14ADA

22° MEDIUM

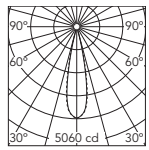

Luminous flux luminaire
752 lm (EXTREME CUT OFF)

Beam Angle:		22°
h(m)	E(lx)	D(m)
1	5060	0.39
2	1265	0.77
3	562	1.16
4	316	1.55
5	202	1.94

B E I **2700K**
03.9723.40A
03.9723.14A
03.9823.40A
03.9823.14A
B E I Dali Version
03.9723.40ADA
03.9723.14ADA
03.9823.40ADA
03.9823.14ADA

22° MEDIUM

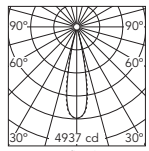

Luminous flux luminaire
738 lm (EXTREME CUT OFF)

Beam Angle:		22°
h(m)	E(lx)	D(m)
1	4937	0.39
2	1234	0.78
3	549	1.17
4	309	1.56
5	197	1.95

Optic Medium

B E I **3000K**
03.9732.40A
03.9732.14A
03.9832.40A
03.9832.14A
B E I Dali Version
03.9732.40ADA
03.9732.14ADA
03.9832.40ADA
03.9832.14ADA

22° MEDIUM

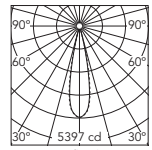

Luminous flux luminaire
802 lm (EXTREME CUT OFF)

Beam Angle:		22°
h(m)	E(lx)	D(m)
1	5397	0.39
2	1349	0.77
3	600	1.16
4	337	1.55
5	216	1.94

B E I **3000K**
03.9733.40A
03.9733.14A
03.9833.40A
03.9833.14A
B E I Dali Version
03.9733.40ADA
03.9733.14ADA
03.9833.40ADA
03.9833.14ADA

22° MEDIUM

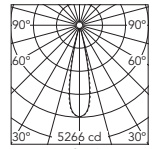

Luminous flux luminaire
788 lm (EXTREME CUT OFF)

Beam Angle:		22°
h(m)	E(lx)	D(m)
1	5266	0.39
2	1316	0.78
3	585	1.17
4	329	1.56
5	211	1.95

Optic Flood

B E I **2700K**
03.9726.40A
03.9726.14A
03.9826.40A
03.9826.14A
B E I Dali Version
03.9726.40ADA
03.9726.14ADA
03.9826.40ADA
03.9826.14ADA

33° FLOOD

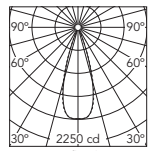

Luminous flux luminaire
720 lm (EXTREME CUT OFF)

Beam Angle:		33°
h(m)	E(lx)	D(m)
1	2250	0.60
2	563	1.19
3	250	1.79
4	141	2.39
5	90	2.99

B E I **2700K**
03.9725.40A
03.9725.14A
03.9825.40A
03.9825.14A
B E I Dali Version
03.9725.40ADA
03.9725.14ADA
03.9825.40ADA
03.9825.14ADA

33° FLOOD

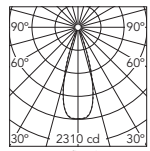

Luminous flux luminaire
741 lm (EXTREME CUT OFF)

Beam Angle:		33°
h(m)	E(lx)	D(m)
1	2310	0.59
2	577	1.18
3	257	1.78
4	144	2.37
5	92	2.96

B E I **2700K**
03.9727.40A
03.9727.14A
03.9827.40A
03.9827.14A
B E I Dali Version
03.9727.40ADA
03.9727.14ADA
03.9827.40ADA
03.9827.14ADA

33° FLOOD

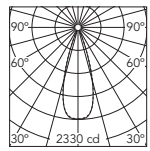

Luminous flux luminaire
752 lm (EXTREME CUT OFF)

Beam Angle:		33°
h(m)	E(lx)	D(m)
1	2330	0.60
2	582	1.19
3	259	1.79
4	146	2.38
5	93	2.98

B E I **2700K**
03.9728.40A
03.9728.14A
03.9828.40A
03.9828.14A
B E I Dali Version
03.9728.40ADA
03.9728.14ADA
03.9828.40ADA
03.9828.14ADA

33° FLOOD

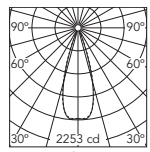

Luminous flux luminaire
732 lm (EXTREME CUT OFF)

Beam Angle:		33°
h(m)	E(lx)	D(m)
1	2253	0.60
2	563	1.20
3	250	1.79
4	141	2.39
5	90	2.99

Optic Flood

B E I **3000K**
03.9736.40A
03.9736.14A
03.9836.40A
03.9836.14A
B E I Dali Version
03.9736.40ADA
03.9736.14ADA
03.9836.40ADA
03.9836.14ADA

33° FLOOD

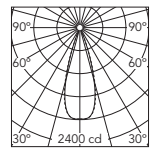

Luminous flux luminaire
768 lm (EXTREME CUT OFF)

Beam Angle:		33°
h(m)	E(lx)	D(m)
1	2400	0.60
2	600	1.19
3	267	1.79
4	150	2.39
5	96	2.99

B E I **3000K**
03.9735.40A
03.9735.14A
03.9835.40A
03.9835.14A
B E I Dali Version
03.9735.40ADA
03.9735.14ADA
03.9835.40ADA
03.9835.14ADA

33° FLOOD

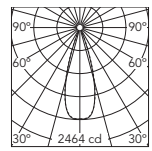

Luminous flux luminaire
790 lm (EXTREME CUT OFF)

Beam Angle:		33°
h(m)	E(lx)	D(m)
1	2464	0.59
2	616	1.18
3	274	1.78
4	154	2.37
5	99	2.96

B E I **3000K**
03.9737.40A
03.9737.14A
03.9837.40A
03.9837.14A
B E I Dali Version
03.9737.40ADA
03.9737.14ADA
03.9837.40ADA
03.9837.14ADA

33° FLOOD

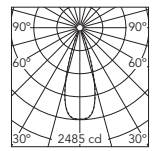

Luminous flux luminaire
803 lm (EXTREME CUT OFF)

Beam Angle:		33°
h(m)	E(lx)	D(m)
1	2485	0.60
2	621	1.19
3	276	1.79
4	155	2.38
5	99	2.98

B E I **3000K**
03.9738.40A
03.9738.14A
03.9838.40A
03.9838.14A
B E I Dali Version
03.9738.40ADA
03.9738.14ADA
03.9838.40ADA
03.9838.14ADA

33° FLOOD

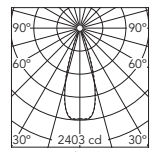

Luminous flux luminaire
781 lm (EXTREME CUT OFF)

Beam Angle:		33°
h(m)	E(lx)	D(m)
1	2403	0.60
2	601	1.20
3	267	1.79
4	150	2.39
5	96	2.99

Light Shadow Surface 4 Spots

Light Source: Power LED 10,8W - 1080 lm - 2700K/CRI 90 / 10,8W - 1140lm - 3000K/CRI 90



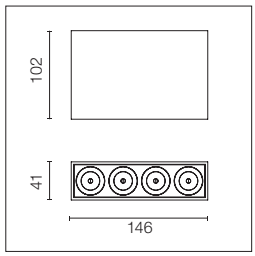

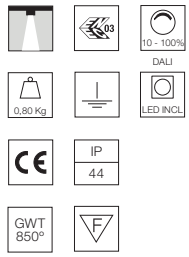

Aufsatzleuchte mit 4 LED-Leuchten. Netzteil 220-240V in der Leuchte integriert.

E= Außenfarbe
I= Innenfarbe
B= Box-Ausführung

Surface luminaire with 4 LED lighting spots. Power source 220-240V incorporated.

E= External Finish
I= Internal Finish
B= Box Finish

Optic Wide Flood

B E I **2700K**
03.9761.40A
03.9761.14A
03.9861.40A
03.9861.14A
B E I Dali Version
03.9761.40ADA
03.9761.14ADA
03.9861.40ADA
03.9861.14ADA



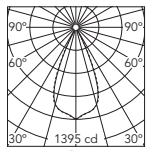

Luminous flux luminaire
735 lm (EXTREME CUT OFF)

Beam Angle: 46°

h(m)	E(lx)	D(m)
1	1395	0.84
2	349	1.69
3	155	2.53
4	87	3.38
5	56	4.22

B E I **3000K**
03.9765.40A
03.9765.14A
03.9865.40A
03.9865.14A
B E I Dali Version
03.9765.40ADA
03.9765.14ADA
03.9865.40ADA
03.9865.14ADA



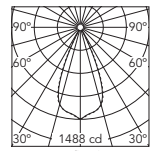

Luminous flux luminaire
784 lm (EXTREME CUT OFF)

Beam Angle: 46°

h(m)	E(lx)	D(m)
1	1488	0.84
2	372	1.69
3	165	2.53
4	93	3.38
5	60	4.22

B E I **2700K**
03.9760.40A
03.9760.14A
03.9860.40A
03.9860.14A
B E I Dali Version
03.9760.40ADA
03.9760.14ADA
03.9860.40ADA
03.9860.14ADA



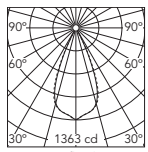

Luminous flux luminaire
731 lm (EXTREME CUT OFF)

Beam Angle: 45°

h(m)	E(lx)	D(m)
1	1363	0.83
2	341	1.67
3	151	2.50
4	85	3.34
5	55	4.17

B E I **3000K**
03.9764.40A
03.9764.14A
03.9864.40A
03.9864.14A
B E I Dali Version
03.9764.40ADA
03.9764.14ADA
03.9864.40ADA
03.9864.14ADA



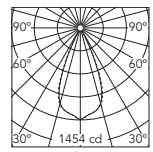

Luminous flux luminaire
780 lm (EXTREME CUT OFF)

Beam Angle: 45°

h(m)	E(lx)	D(m)
1	1454	0.83
2	363	1.67
3	162	2.50
4	91	3.34
5	58	4.17

B E I **2700K**
03.9762.40A
03.9762.14A
03.9862.40A
03.9862.14A
B E I Dali Version
03.9762.40ADA
03.9762.14ADA
03.9862.40ADA
03.9862.14ADA



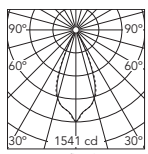

Luminous flux luminaire
739 lm (EXTREME CUT OFF)

Beam Angle: 44°

h(m)	E(lx)	D(m)
1	1541	0.80
2	385	1.60
3	171	2.40
4	96	3.19
5	62	3.99

B E I **3000K**
03.9766.40A
03.9766.14A
03.9866.40A
03.9866.14A
B E I Dali Version
03.9766.40ADA
03.9766.14ADA
03.9866.40ADA
03.9866.14ADA



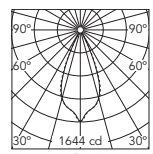

Luminous flux luminaire
789 lm (EXTREME CUT OFF)

Beam Angle: 44°

h(m)	E(lx)	D(m)
1	1644	0.80
2	411	1.60
3	183	2.40
4	103	3.19
5	66	3.99

B E I **2700K**
03.9763.40A
03.9763.14A
03.9863.40A
03.9863.14A
B E I Dali Version
03.9763.40ADA
03.9763.14ADA
03.9863.40ADA
03.9863.14ADA



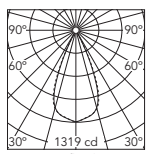

Luminous flux luminaire
716 lm (EXTREME CUT OFF)

Beam Angle: 46°

h(m)	E(lx)	D(m)
1	1319	0.84
2	330	1.69
3	147	2.53
4	82	3.38
5	53	4.22

B E I **3000K**
03.9767.40A
03.9767.14A
03.9867.40A
03.9867.14A
B E I Dali Version
03.9767.40ADA
03.9767.14ADA
03.9867.40ADA
03.9867.14ADA



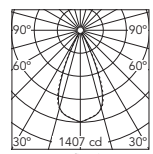

Luminous flux luminaire
764 lm (EXTREME CUT OFF)

Beam Angle: 46°

h(m)	E(lx)	D(m)
1	1407	0.84
2	352	1.69
3	156	2.53
4	88	3.38
5	56	4.22

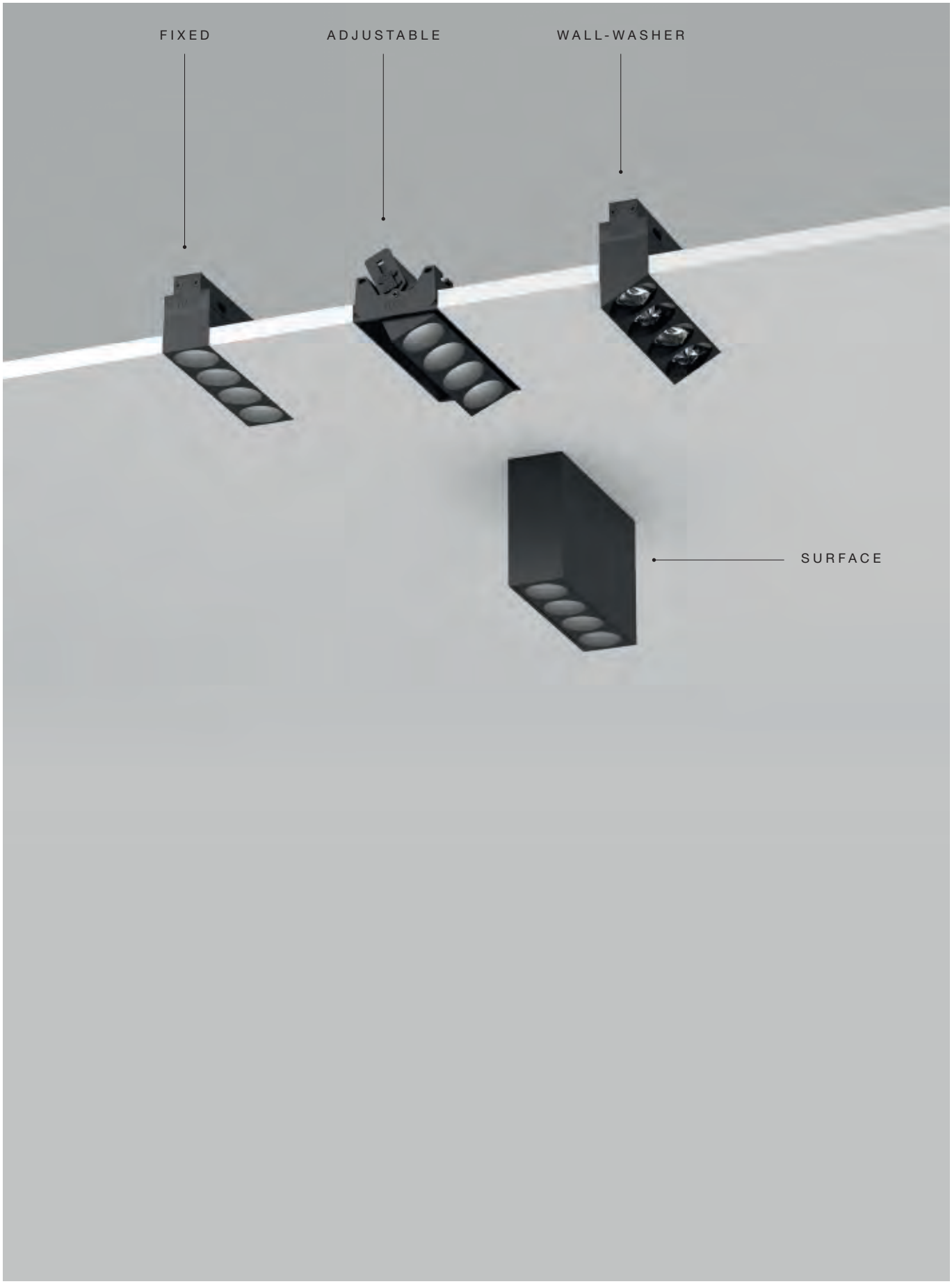
FIXED
ADJUSTABLE
WALL-WASHER
SURFACE

NEW

LIGHT SHADOW PRO&DOTS

DESIGNED BY FLOS ARCHITECTURAL

DOTS Ø30 FIXED



LIGHT SOURCE
POWER LED
3W
270 lm
2700K/CRI 90
285 lm
3000K/CRI 90

PRO Ø60 FIXED



LIGHT SOURCE
LED ARRAY
Up to 15W
1325 lm
2700K/CRI 90
1427 lm
3000K/CRI 90
1515 lm
4000K/CRI 90

PRO Ø60 ADJUSTABLE



LIGHT SOURCE
LED ARRAY
10,5W
1035 lm
2700K/CRI 90
1115 lm
3000K/CRI 90
1185 lm
4000K/CRI 90

PRO Ø90 FIXED



LIGHT SOURCE
LED ARRAY
Up to 22W
2324 lm
2700K/CRI 90
2419 lm
3000K/CRI 90
2520 lm
4000K/CRI 90

PRO Ø90 ADJUSTABLE



LIGHT SOURCE
LED ARRAY
Up to 18W
1590 lm
2700K/CRI 90
1710 lm
3000K/CRI 90
1815 lm
4000K/CRI 90

HIGH COMFORT

14 Schwarz
14 Black



40 Weiss
40 White



06 Chrom
06 Chrome



GL Mattgold
GL Matt Gold



NEW

Produktbeschreibung
Einbauinnenleuchten. Diese sind die natürliche Weiterentwicklung von Light Shadow, nun in den Versionen Dots und Pro.
Dank ihren wichtigsten Eigenschaften (geringe Größen, Leistung und optimale Abschirmung) ermöglichen sie eine vollständige Einbindung in zahlreiche Räume.
Diese Produktgruppe entstand aus dem Bedarf an einer vollständig verborgenen, kompakten und einfach zu installierenden Leuchte mit dem unverwechselbaren Stil von Flos, die für eine hocheffiziente Beleuchtung sorgt und zugleich die höchsten Standards bezüglich visuellem Komfort erfüllt, insbesondere bei den Versionen, deren Abschirmung schwarz ist.
Die neuen PRO-Versionen sind das Ergebnis einer gründlichen optischen Recherche. Doppelte Fokuslinse, die speziell für diese Produkte von FLOS entwickelt wurde. Sie garantiert die maximale optische Kontrolle und eine außergewöhnliche Homogenität des Lichtstrahls. Light Shadow Pro nutzt die Vorteile einer innovativen, mikrostrukturierten Silikonlinse, die eine gute Kontrolle ermöglicht und für absolute Effizienz, Hitzebeständigkeit und maximale Qualität bei der Lichtverteilung sorgt. Sie beinhaltet ein LED Array mit einer innovativen Lichtprojektionsbearbeitung, die eine sehr enge Optik und Allgemeinbeleuchtung ermöglicht. Vollständig integrierter “cut-off“-Dimmer.
Das optische Set beinhaltet 5 unterschiedliche Lichtstrahlöffnungen, von denen jede einzelne für eine besondere Anwendung entwickelt wurde. Ob intensiver Lichtstrahl oder Streulichteffekt, die optische Steuerung ist stets außergewöhnlich und es kommt zu keinem Lichtabfall.

Optisches System
- Light Shadow Dots 1/2/4 spots: Spot, Medium, Flood, Wide Flood. 2700K, 3000K.
- Light Shadow Pro Ø60 Super Spot, Spot, Medium, Flood, Wide Flood. 2700K, 3000K, 4000K.
- Light Shadow Pro Ø90 Super Spot, Spot, Medium, Flood, Wide Flood. 2700K, 3000K, 4000K.
Die Produktgruppe wird mit Superakzentoptik, Akzentoptik und Allgemeinbeleuchtung angeboten.
Für Lösungen in etwas dekorativeren Umgebungen wurde die folgende Farbpalette für die Innenseite der Leuchte entwickelt: Weiß, Mattgold, Chrom und Schwarz.
Die schwarze Ausführung sorgt für den höchsten optischen Komfort, vermeidet blendendes Licht und verringert den Winkel, aus dem die LED direkt sichtbar ist.

Einspeisung
Fernsteuervorrichtung nicht enthalten, ist separat gemäß Empfehlungen zu bestellen.
Dimmbare Versionen mittels 1-10V, Dali und Casambi verfügbar.
Für die Steuerung mittels Casambi (maximal 200 Leuchten) muss die App FLOS Control® powered by Casambi für Mobilgeräte heruntergeladen werden (erhältlich im Apple Store und auf Google Play).
110V-Einheiten auf Anfrage erhältlich.

Zubehör
Der Installationsrahmen aus Kunststoff ist für den Einbau in abgehängten Decken immer erforderlich und muss separat bestellt werden.
Die Version Pro ist in den Versionen Trim und No Trim erhältlich.
Die Version Dots ist nur in der Version No Trim erhältlich.
Der Installationsrahmen muss separat bestellt werden und in einigen Fällen ist ein Fernzugriff auf den Treiber erforderlich. Um einen einzigen Treiber für mehrere Spots zu verwenden, ist eine Reihenschaltung vorzunehmen. Bei der Version Dots muss der Treiber direkt mit den Einbaurahmen verbunden werden.

Zusatzinformationen
Installationsrahmen sind für den Einbau in maximal 25mm dicken Decken vorgesehen.
Schutzgrad IP20, IP23, IP54 je nach Modell.
Schutzklasse II.
Auf normal entflammbaren Oberflächen einsetzbar.

Qualitätszeichen
Das Gerät entspricht der europäischen technischen Norm EN60598-1 und den entsprechenden Zusatzregelungen.

Description
Recessed indoor luminaires. The natural evolution of Light Shadow, now available in Dots and Pro versions.
Due to their main qualities (reduced size, high performance and great screening), they facilitate total integration into spaces.
The family was born of the need for a compact, easy to- install luminaire, with the distinctive Flos style, able to produce high efficiency lighting, while respecting the highest standards of visual comfort, in versions with black screening bodies.
The new Pro versions are the result of a careful optical research. Dual focus lens specifically developed by FLOS for these products. Ensures maximum optical control and exceptionally even light beams. Light Shadow Pro takes advantage of an innovative micro-textured silicone lens that allows extreme control as well as providing absolute efficiency, heat resistance and maximum quality in light distribution. It incorporates an LED Array with an innovative light projection treatment that allows very narrow optics and general lighting. Integrated full cut-off.
The optical kit available includes 5 differentiated beam openings, each developed for a specific target application. Whether it’s intensive beams or diffused light effects, optical control is always exceptional and fall-off is totally absent.

Optical system
- Light Shadow Dots 1/2/4 spots: Spot, Medium, Flood, Wide Flood. 2700K, 3000K.
- Light Shadow Pro Ø60 Super Spot, Spot, Medium, Flood, Wide Flood. 2700K, 3000K, 4000K.
- Light Shadow Pro Ø90 Super Spot, Spot, Medium, Flood, Wide Flood. 2700K, 3000K, 4000K.
The family is offered with super narrow, accent and general lighting optics.
As a solution dedicated to more decorative settings, the following range of colours has been developed for the interior of the luminaire: white, matte gold, chrome and black (high comfort optics).
The black finish brings maximum visual comfort, avoids glare and totally hides the LED source from direct view.

Power Supply
Remote equipment not included.
Dimmable version available with 1-10V, DALI and Casambi.
For Casambi management (Max. 200 luminaires) it is mandatory to use fixtures in the Casambi version.
For managing and controlling the Casambi system, the FLOS Control® app powered by Casambi for mobile devices is necessary (available in the Apple Store and Google Play).
110V units available on request.

Accessories
The pre-installation frame made of plastic material is always required for installation in false ceiling, to be ordered separately.
The Pro version is available in the Trim and No Trim versions.
The Dots version is only available in the No Trim version.
The installation frame must be ordered separately and remote access to the driver is necessary in some cases. To use only one driver for various spots, connect the spots in series. The driver should be connected directly to the recessed frames in the Dots version.

Additional Information
Installation frames are designed for installation on ceilings up to 25mm of thickness.
IP20, IP23, IP54 protection grade depending on the versions.
Insulation class III.
Suitable for installation on normally inflammable surfaces.

Standard Compliance and Quality Marks
EN60598-1 European Technical Standards and any subsequent additions.

FLOS
CONTROL BY CASAMBI

Available on the App Store

GET IT ON Google Play

Light Shadow DOTS Ø30 - Single Spot Module

Light Source: Power LED 3W - 270 lm - 2700K/CRI 90 / 3W - 285 lm - 3000K/CRI 90



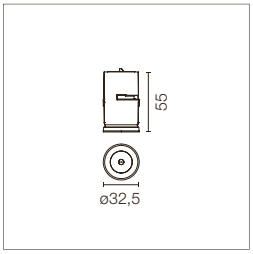

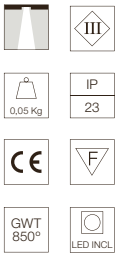

LED-Beleuchtungsmodul mit geringer Blendung, zum Einsetzen in die Einbaurahmen (nicht inbegriffen), Installation durch ein Bajonettsystem mit austauschbaren Scheinwerfern. Erhältlich in Versionen mit einem Licht und in Gruppen von zwei und vier Leuchten. Treiber nicht im Lieferumfang enthalten, der Treiber stellt eine direkte Verbindung zu den Einbettungsrahmen her.

LED lighting module, with low glare, to be inserted in the recessed frames (not included), installation through a bayonet system with interchangeable spots. Available in one-light versions and groups of two and four lights. Driver not included, the driver has to be directly connected to the embedding frames.

2700K

Set of 1 spot
- 03.8600.40A
- 03.8600.14A
- 03.8600.06A
- 03.8600.GLA

10° SPOT

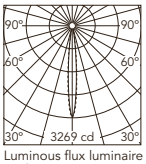

Luminous flux luminaire 181 lm (EXTREME CUT OFF)

Beam Angle:	10°
h(m)	E(lx) D(m)
1	3269 0.18
2	817 0.36
3	363 0.54
4	204 0.72
5	131 0.90

Set of 2 spots
- 03.8640.40A
- 03.8640.14A
- 03.8640.06A
- 03.8640.GLA

10° SPOT

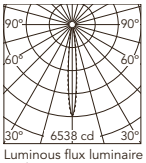

Luminous flux luminaire 362 lm

Beam Angle:	10°
h(m)	E(lx) D(m)
1	6538 0.18
2	1634 0.36
3	726 0.54
4	409 0.72
5	262 0.90

Set of 4 spots
- 03.8610.40A
- 03.8610.14A
- 03.8610.06A
- 03.8610.GLA

10° SPOT

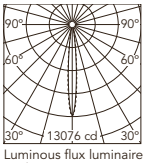

Luminous flux luminaire 724 lm

Beam Angle:	10°
h(m)	E(lx) D(m)
1	13076 0.18
2	3269 0.36
3	1453 0.54
4	817 0.72
5	523 0.90

@Black (14)

3000K

Set of 1 spot
- 03.8603.40A
- 03.8603.14A
- 03.8603.06A
- 03.8603.GLA

10° SPOT

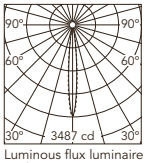

Luminous flux luminaire 193 lm (EXTREME CUT OFF)

Beam Angle:	10°
h(m)	E(lx) D(m)
1	3487 0.18
2	872 0.36
3	387 0.54
4	218 0.72
5	139 0.90

Set of 2 spots
- 03.8643.40A
- 03.8643.14A
- 03.8643.06A
- 03.8643.GLA

10° SPOT

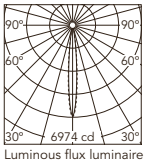

Luminous flux luminaire 386 lm

Beam Angle:	10°
h(m)	E(lx) D(m)
1	6974 0.18
2	1744 0.36
3	775 0.54
4	436 0.72
5	279 0.90

Set of 4 spots
- 03.8613.40A
- 03.8613.14A
- 03.8613.06A
- 03.8613.GLA

10° SPOT

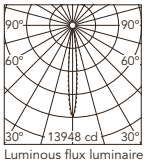

Luminous flux luminaire 773 lm

Beam Angle:	10°
h(m)	E(lx) D(m)
1	13948 0.18
2	3487 0.36
3	1550 0.54
4	872 0.72
5	558 0.90

@Black (14)

2700K

Set of 1 spot
- 03.8601.40A
- 03.8601.14A
- 03.8601.06A
- 03.8601.GLA

22° MEDIUM

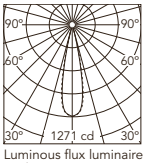

Luminous flux luminaire 186 lm (EXTREME CUT OFF)

Beam Angle:	22°
h(m)	E(lx) D(m)
1	1271 0.39
2	318 0.78
3	141 1.17
4	79 1.56
5	51 1.95

Set of 2 spots
- 03.8641.40A
- 03.8641.14A
- 03.8641.06A
- 03.8641.GLA

22° MEDIUM

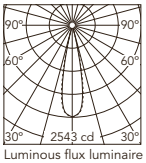

Luminous flux luminaire 372 lm

Beam Angle:	22°
h(m)	E(lx) D(m)
1	2543 0.39
2	636 0.78
3	283 1.17
4	159 1.56
5	102 1.95

Set of 4 spots
- 03.8611.40A
- 03.8611.14A
- 03.8611.06A
- 03.8611.GLA

22° MEDIUM

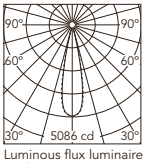

Luminous flux luminaire 744 lm

Beam Angle:	22°
h(m)	E(lx) D(m)
1	5086 0.39
2	1272 0.78
3	565 1.17
4	318 1.56
5	203 1.95

@Black (14)

3000K

Set of 1 spot
- 03.8604.40A
- 03.8604.14A
- 03.8604.06A
- 03.8604.GLA

22° MEDIUM

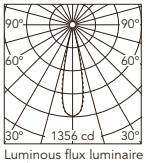

Luminous flux luminaire 198 lm (EXTREME CUT OFF)

Beam Angle:	22°
h(m)	E(lx) D(m)
1	1356 0.39
2	339 0.78
3	151 1.17
4	85 1.56
5	54 1.95

Set of 2 spots
- 03.8644.40A
- 03.8644.14A
- 03.8644.06A
- 03.8644.GLA

22° MEDIUM

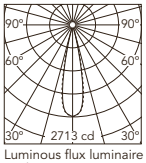

Luminous flux luminaire 397 lm

Beam Angle:	22°
h(m)	E(lx) D(m)
1	2713 0.39
2	678 0.78
3	301 1.17
4	170 1.56
5	109 1.95

Set of 4 spots
- 03.8614.40A
- 03.8614.14A
- 03.8614.06A
- 03.8614.GLA

22° MEDIUM

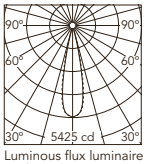

Luminous flux luminaire 793 lm

Beam Angle:	22°
h(m)	E(lx) D(m)
1	5425 0.39
2	1356 0.78
3	603 1.17
4	339 1.56
5	217 1.95

@Black (14)

NEW

2700K

Set of 1 spot

03.8602.40A
03.8602.14A
03.8602.06A
03.8602.GLA

33° FLOOD

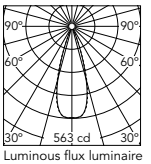

Luminous flux luminaire
180 lm (EXTREME CUT OFF)

Beam Angle:	33°
h(m)	E(lx)	D(m)
1	563	0.60
2	141	1.19
3	63	1.79
4	35	2.39
5	23	2.99

Set of 2 spots

03.8642.40A
03.8642.14A
03.8642.06A
03.8642.GLA

33° FLOOD

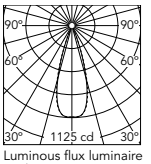

Luminous flux luminaire
360 lm

Beam Angle:	33°
h(m)	E(lx)	D(m)
1	1125	0.60
2	281	1.19
3	125	1.79
4	70	2.39
5	45	2.99

Set of 4 spots

03.8612.40A
03.8612.14A
03.8612.06A
03.8612.GLA

33° FLOOD

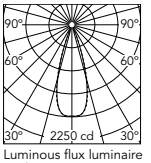

Luminous flux luminaire
720 lm

Beam Angle:	33°
h(m)	E(lx)	D(m)
1	2250	0.60
2	563	1.19
3	250	1.79
4	141	2.39
5	90	2.99

@Black (14)

3000K

Set of 1 spot

03.8605.40A
03.8605.14A
03.8605.06A
03.8605.GLA

33° FLOOD

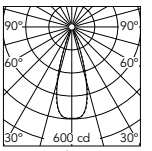

Luminous flux luminaire
192 lm (EXTREME CUT OFF)

Beam Angle:	33°
h(m)	E(lx)	D(m)
1	600	0.60
2	150	1.19
3	67	1.79
4	38	2.39
5	24	2.99

Set of 2 spots

03.8645.40A
03.8645.14A
03.8645.06A
03.8645.GLA

33° FLOOD

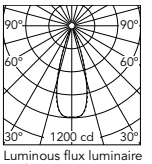

Luminous flux luminaire
384 lm

Beam Angle:	33°
h(m)	E(lx)	D(m)
1	1200	0.60
2	300	1.19
3	133	1.79
4	75	2.39
5	48	2.99

Set of 4 spots

03.8615.40A
03.8615.14A
03.8615.06A
03.8615.GLA

33° FLOOD

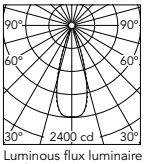

Luminous flux luminaire
768 lm

Beam Angle:	33°
h(m)	E(lx)	D(m)
1	2400	0.60
2	600	1.19
3	267	1.79
4	150	2.39
5	96	2.99

@Black (14)

2700K

Set of 1 spot

03.8630.40A
03.8630.14A
03.8630.06A
03.8630.GLA

46° WIDE FLOOD

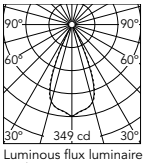

Luminous flux luminaire
184 lm (EXTREME CUT OFF)

Beam Angle:	46°
h(m)	E(lx)	D(m)
1	349	0.84
2	87	1.69
3	39	2.53
4	22	3.38
5	14	4.22

Set of 2 spots

03.8646.40A
03.8646.14A
03.8646.06A
03.8646.GLA

46° WIDE FLOOD

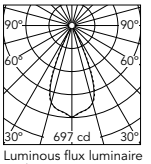

Luminous flux luminaire
368 lm

Beam Angle:	46°
h(m)	E(lx)	D(m)
1	697	0.84
2	174	1.69
3	77	2.53
4	44	3.38
5	28	4.22

Set of 4 spots

03.8635.40A
03.8635.14A
03.8635.06A
03.8635.GLA

46° WIDE FLOOD

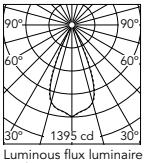

Luminous flux luminaire
735 lm

Beam Angle:	46°
h(m)	E(lx)	D(m)
1	1395	0.84
2	349	1.69
3	155	2.53
4	87	3.38
5	56	4.22

@Black (14)

3000K

Set of 1 spot

03.8631.40A
03.8631.14A
03.8631.06A
03.8631.GLA

46° WIDE FLOOD

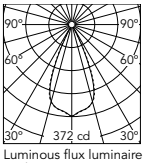

Luminous flux luminaire
196 lm (EXTREME CUT OFF)

Beam Angle:	46°
h(m)	E(lx)	D(m)
1	372	0.84
2	93	1.69
3	41	2.53
4	23	3.38
5	15	4.22

Set of 2 spots

03.8647.40A
03.8647.14A
03.8647.06A
03.8647.GLA

46° WIDE FLOOD

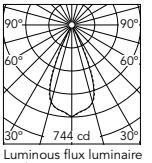

Luminous flux luminaire
392 lm

Beam Angle:	46°
h(m)	E(lx)	D(m)
1	744	0.84
2	186	1.69
3	83	2.53
4	46	3.38
5	30	4.22

Set of 4 spots

03.8636.40A
03.8636.14A
03.8636.06A
03.8636.GLA

46° WIDE FLOOD

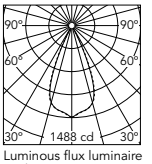

Luminous flux luminaire
784 lm

Beam Angle:	46°
h(m)	E(lx)	D(m)
1	1488	0.84
2	372	1.69
3	165	2.53
4	93	3.38
5	60	4.22

@Black (14)

Zubehör / Accessories

Montagerahmen.
Pre-installation frame.

1L
08.0580.00

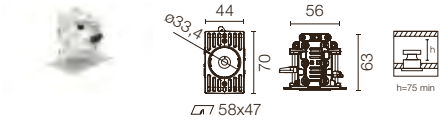

Montagerahmen.
Pre-installation frame.

2L - Int 70
08.0583.00



Montagerahmen.
Pre-installation frame.

2L - Int 43
08.0581.00



Montagerahmen.
Pre-installation frame.

4L - Int 70
08.0584.00

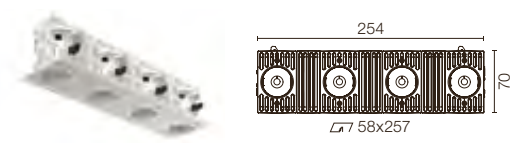

Montagerahmen.
Pre-installation frame.

4L - Int 43
08.0582.00



70-mm-Separator zur Aufrechterhaltung des Abstands zwischen den Lampen durch Verbinden von 70-mm-Modulen.

70 mm divider to keep the spacing between spots when putting together 70 mm modules.

08.0586.00

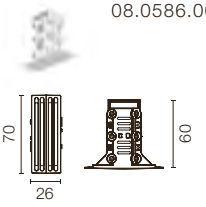

Treiber / Drivers

Nicht regulierbares Konstantstrom-Netzgerät mit 15W (110V) - 20W (240V) - 50/60Hz, mit wählbarer Stromversorgung über Schalter 900 mA.

Non dimmable continuous current power supply of 15W (110V) - 20W (240V) - 50/60Hz, with power current selected through adjustable 900 mA switch.

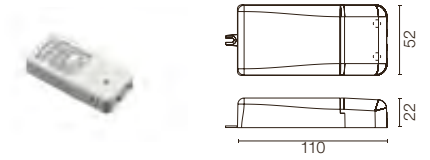

1/2/4L* - No Dim
60.8911

Konstantstrom-Netzgerät mit 13-38W, 220/240V - 50/60Hz mit wählbarer Stromversorgung über Schalter 900 mA.

Continuous current power supply of 13-38W, 220/240V - 50/60Hz with power current selected through adjustable 900 mA switch.

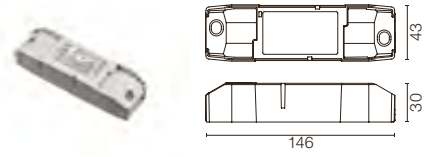

2/4L** - No Dim
60.9162

Nicht regulierbares Konstantstrom-Netzgerät mit 20W, 0-10V-Dimmung, 220/240V - 50/60Hz mit einem Leistungsstrom von 900 mA.

Non dimmable continuous current power supply of 20W, dimmable 0-10V, 220/240V - 50/60Hz with power current 900 mA.

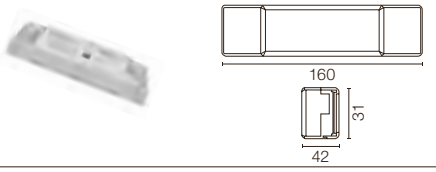

1/2/4L* - Dim 0-10V
60.9414

Konstantstrom-Netzgerät mit 20W, DALI 2 Dimmung, 220/240V - 50/60Hz mit einem Leistungsstrom von 900 mA.

Continuous current power supply of 20W, dimmable DALI 2, 220/240V - 50/60Hz with power current 900 mA.

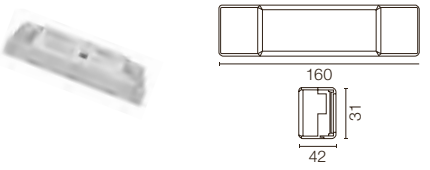

1/2/4L* - Dim DALI
60.9415

Konstantstrom-Netzgerät Casambi-Dimmung, 220/240V - 50/60Hz, 35W - 650mA / 36W - 700 mA.

Continuous current power supply, dimmable Casambi, 220/240V - 50/60Hz, 35W - 650mA / 36W - 700 mA.

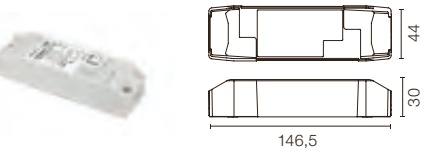

60.9207

* Es ist möglich, bis zu 6 Lichter (Spots) mit demselben Treiber und mit serieller Verbindung zu versorgen / It is possible to feed up to 6 lights (spots) using the same driver and with a serial connection.

** Es ist möglich, bis zu 11 Lichter (Spots) mit demselben Treiber und mit serieller Verbindung zu versorgen / It is possible to feed up to 11 lights (spots) using the same driver and with a serial connection.

HOW TO ORDER LIGHT SHADOW DOTS



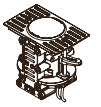

single frame
(ref. 08.0580.00)

+



1 spot set

= Light Shadow DOTS 1 Spot

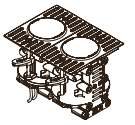

2 spots frame (int 43)
(ref. 08.0581.00)

+



2 spots set

= Light Shadow DOTS 2 Spots (int 43)

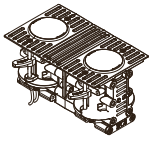

2 spots frame (int 70)
(ref. 08.0583.00)

+



2 spots set

= Light Shadow DOTS 2 Spots (int 70)

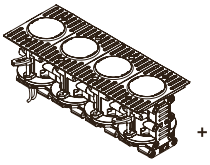

4 spots frame (int 43)
(ref. 08.0582.00)

+

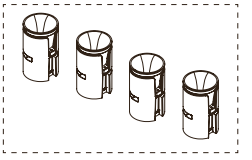

4 spots set

= Light Shadow DOTS 4 Spots (int 43)

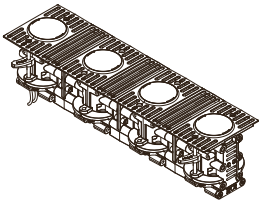

4 spots frame (int 70)
(ref. 08.0584.00)

+

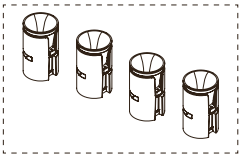

4 spots set

= Light Shadow DOTS 4 Spots (int 70)

Bei der Planung der Beleuchtung in einer Umgebung, ermöglicht die Light Shadow Dots-Familie, dank der einfachen Verbindung zwischen den Leuchten (1, 2 und 4 Leuchten), durchgängige Lichtlinien, ohne dass ein zusätzliches Werkzeug erforderlich ist. Bei der Gestaltung und Planung kann zwischen zwei vordefinierten Abständen zwischen den Lichtpunkten (43 und 70 mm) gewählt werden, wodurch für die 70-mm-Version ein unabhängiges Zubehörteil (Ref. 08.0584.00) zwischen den Leuchten montiert werden muss.

When planning the lighting of an environment, the Light Shadow Dots family allows to project continuous light lines or random figures thanks to the simple interconnection between its luminaires (1, 2 and 4 lights) without the need for an additional tool. For the lighting designning and planning, the user can choose between two predefined distances of 43 and 70 mm between light points. For the 70 mm version, it is necessary to assemble an independent accessory (reference: 08.0584.00) between the luminaires.

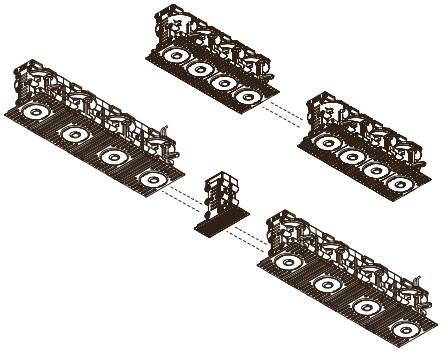

Verbindungsdetail für die Installation in einer fortlaufenden Reihe / Interconnection information to build a continuous line

Light Shadow PRO Ø60 Fixed

Light Source: LED Array DC Up to 400 mA 15W - 1325 lm - 2700K/CRI 90 / 15W - 1427 lm - 3000K/CRI 90 / 15W - 1515 lm - 4000K/CRI 90
LED Array DC 300 mA** 11W - 1037lm - 2700K/CRI 90 / 11W - 1117 lm - 3000K/CRI 90 / 11W - 1185 lm - 4000K/CRI 90



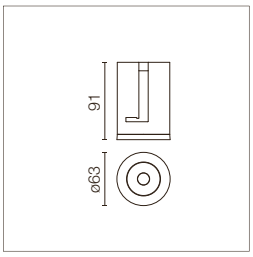

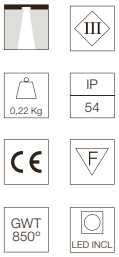

LED-Beleuchtungsmodul mit geringer Blendung für die Einsetzung in Einbaurahmen (nicht inbegriffen). Installation mittels Bajonettsystem mit austauschbaren Spots. Remote-Treiber nicht enthalten.

**Bitte wählen Sie 300 mA Einstellung im Remote-Treiber, um die Leistung der "Adjustable" Version zu entsprechen.

LED lighting module, with low glare, to be inserted in the recessed frames (not included), installation through a bayonet system with interchangeable spots. Remote driver not included.

**Please select 300 mA setting in the remote driver to match the power of the Adjustable version.

Optic Spot

2700K
03.9950.40
03.9950.14
03.9950.06
03.9950.GL

15° SPOT

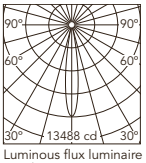

Luminous flux luminaire 1162 lm

Beam Angle:	15°
h(m) E(lx)	D(m)
1 13488	0.27
2 3372	0.54
3 1499	0.82
4 843	1.09
5 540	1.36

3000K
03.9954.40
03.9954.14
03.9954.06
03.9954.GL

15° SPOT

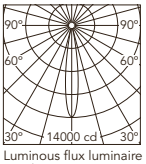

Luminous flux luminaire 1206 lm

Beam Angle:	15°
h(m) E(lx)	D(m)
1 14000	0.27
2 3500	0.54
3 1556	0.82
4 875	1.09
5 560	1.36

4000K
03.9910.40
03.9910.14
03.9910.06
03.9910.GL

15° SPOT

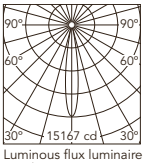

Luminous flux luminaire 1307 lm
@Black (14) 400mA

Beam Angle:	15°
h(m) E(lx)	D(m)
1 15167	0.27
2 3792	0.54
3 1685	0.82
4 948	1.09
5 607	1.36

Optic Medium

2700K
03.9951.40
03.9951.14
03.9951.06
03.9951.GL

24° MEDIUM

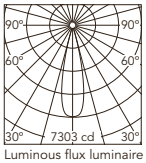

Luminous flux luminaire 1159 lm

Beam Angle:	24°
h(m) E(lx)	D(m)
1 7303	0.43
2 1826	0.86
3 811	1.29
4 456	1.72
5 292	2.16

3000K
03.9955.40
03.9955.14
03.9955.06
03.9955.GL

24° MEDIUM

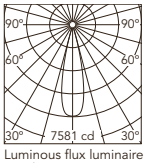

Luminous flux luminaire 1203 lm

Beam Angle:	24°
h(m) E(lx)	D(m)
1 7581	0.43
2 1895	0.86
3 842	1.29
4 474	1.72
5 303	2.16

4000K
03.9911.40
03.9911.14
03.9911.06
03.9911.GL

24° MEDIUM

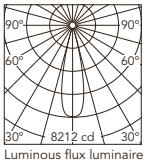

Luminous flux luminaire 1303 lm
@Black (14) 400mA

Beam Angle:	24°
h(m) E(lx)	D(m)
1 8212	0.43
2 2053	0.86
3 912	1.29
4 513	1.72
5 328	2.16

Optic Flood

2700K
03.9952.40
03.9952.14
03.9952.06
03.9952.GL

34° FLOOD

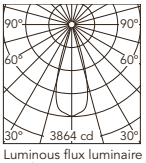

Luminous flux luminaire 1165 lm

Beam Angle:	34°
h(m) E(lx)	D(m)
1 3864	0.61
2 966	1.22
3 429	1.82
4 241	2.43
5 155	3.04

3000K
03.9956.40
03.9956.14
03.9956.06
03.9956.GL

34° FLOOD

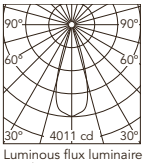

Luminous flux luminaire 1209 lm

Beam Angle:	34°
h(m) E(lx)	D(m)
1 4011	0.61
2 1003	1.22
3 446	1.82
4 251	2.43
5 160	3.04

4000K
03.9912.40
03.9912.14
03.9912.06
03.9912.GL

34° FLOOD

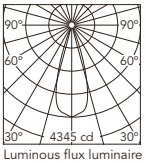

Luminous flux luminaire 1310 lm
@Black (14) 400mA

Beam Angle:	34°
h(m) E(lx)	D(m)
1 4345	0.61
2 1086	1.22
3 483	1.82
4 272	2.43
5 174	3.04

Optic Wide Flood

2700K
03.9953.40
03.9953.14
03.9953.06
03.9953.GL

50° WIDE FLOOD

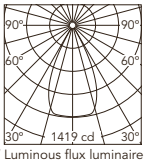

* Luminous flux luminaire 1057 lm

Beam Angle:	50°
h(m) E(lx)	D(m)
1 1419	0.95
2 355	1.89
3 158	2.84
4 89	3.79
5 57	4.74

3000K
03.9957.40
03.9957.14
03.9957.06
03.9957.GL

50° WIDE FLOOD

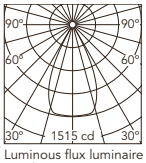

* Luminous flux luminaire 1128 lm

Beam Angle:	50°
h(m) E(lx)	D(m)
1 1515	0.95
2 379	1.89
3 168	2.84
4 95	3.79
5 61	4.74

4000K
03.9913.40
03.9913.14
03.9913.06
03.9913.GL

50° WIDE FLOOD

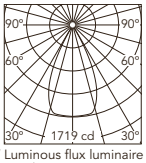

* Luminous flux luminaire 1281 lm
@Black (14) 400mA

Beam Angle:	50°
h(m) E(lx)	D(m)
1 1719	0.95
2 430	1.89
3 191	2.84
4 107	3.79
5 69	4.74

* Vorläufige Photometrien. Aktuelle Informationen finden Sie auf unserer Website / Preliminary photometries. Visit our website for updated information.

NEW

Light Shadow PRO Ø90 Fixed

Light Source: S/M/F/WF: LED Array DC 600 mA 22W - 2324 lm - 2700K/CRI 90 / 22W - 2419 lm - 3000K/CRI 90 / 22W - 2520 lm - 4000K/CRI 90
S/M/F/WF: LED Array DC 500 mA** 18W - 1803 lm - 2700K/CRI 90 / 18W - 1921 lm - 3000K/CRI 90 / 18W - 2057 lm - 4000K/CRI 90

Super Spot: LED Array DC 500 mA 18W - 1590 lm - 2700K/CRI 90 / 18W - 1710 lm - 3000K/CRI 90 / 18W - 1815 lm - 4000K/CRI 90



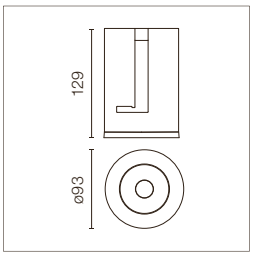

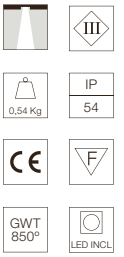

LED-Beleuchtungsmodul mit geringer Blendung für die Einsetzung in Einbaurahmen (nicht inbegriffen). Installation mittels Bajonettsystem mit austauschbaren Spots. Remote-Treiber nicht enthalten.

**Bitte wählen Sie 500 mA Einstellung im Remote-Treiber, um die Leistung der "Adjustable" Version zu entsprechen.

LED lighting module, with low glare, to be inserted in the recessed frames (not included), installation through a bayonet system with interchangeable spots. Remote driver not included.

**Please select 500 mA setting in the remote driver to match the power of the Adjustable version.

Optic Super Spot
2700K
- 03.9968.40
- 03.9968.14
- 03.9968.06
- 03.9968.GL

10° SUPER SPOT

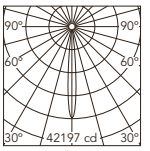

Luminous flux luminaire 1413 lm

Beam Angle:	10°
h(m)	E(lx) D(m)
1	42197 0.17
2	10549 0.34
3	4689 0.51
4	2637 0.68
5	1688 0.85

3000K
- 03.9969.40
- 03.9969.14
- 03.9969.06
- 03.9969.GL

10° SUPER SPOT

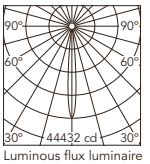

Luminous flux luminaire 1488 lm

Beam Angle:	10°
h(m)	E(lx) D(m)
1	44432 0.17
2	11108 0.34
3	4937 0.51
4	2777 0.68
5	1777 0.85

4000K
- 03.9924.40
- 03.9924.14
- 03.9924.06
- 03.9924.GL

10° SUPER SPOT



Luminous flux luminaire 1570 lm

@Black (14) 500mA

Beam Angle:	10°
h(m)	E(lx) D(m)
1	46891 0.17
2	11723 0.34
3	5210 0.51
4	2931 0.68
5	1876 0.85

Optic Medium
2700K
- 03.9961.40
- 03.9961.14
- 03.9961.06
- 03.9961.GL

25° MEDIUM

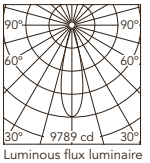

Luminous flux luminaire 1843 lm

Beam Angle:	25°
h(m)	E(lx) D(m)
1	9789 0.45
2	2447 0.90
3	1088 1.35
4	612 1.80
5	392 2.25

3000K
- 03.9965.40
- 03.9965.14
- 03.9965.06
- 03.9965.GL

25° MEDIUM

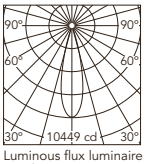

Luminous flux luminaire 1967 lm

Beam Angle:	25°
h(m)	E(lx) D(m)
1	10449 0.45
2	2612 0.90
3	1161 1.35
4	653 1.80
5	418 2.25

4000K
- 03.9921.40
- 03.9921.14
- 03.9921.06
- 03.9921.GL

25° MEDIUM

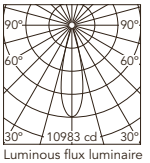

Luminous flux luminaire 2067 lm

@Black (14) 600mA

Beam Angle:	25°
h(m)	E(lx) D(m)
1	10983 0.45
2	2746 0.90
3	1220 1.35
4	686 1.80
5	439 2.25

Optic Wide Flood
2700K
- 03.9963.40
- 03.9963.14
- 03.9963.06
- 03.9963.GL

52° WIDE FLOOD

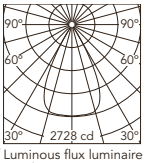

* Luminous flux luminaire 1952 lm

Beam Angle:	52°
h(m)	E(lx) D(m)
1	2728 1.05
2	682 2.09
3	303 3.14
4	171 4.19
5	109 5.24

3000K
- 03.9967.40
- 03.9967.14
- 03.9967.06
- 03.9967.GL

52° WIDE FLOOD

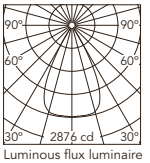

* Luminous flux luminaire 2420 lm

Beam Angle:	52°
h(m)	E(lx) D(m)
1	2876 1.04
2	719 2.08
3	320 3.11
4	180 4.15
5	115 5.19

Optic Spot
2700K
- 03.9960.40
- 03.9960.14
- 03.9960.06
- 03.9960.GL

15° SPOT

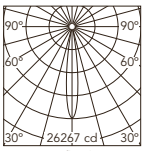

Luminous flux luminaire 1817 lm

Beam Angle:	15°
h(m)	E(lx) D(m)
1	26267 0.25
2	6567 0.49
3	2919 0.74
4	1642 0.98
5	1051 1.23

3000K
- 03.9964.40
- 03.9964.14
- 03.9964.06
- 03.9964.GL

15° SPOT

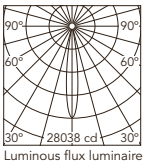

Luminous flux luminaire 1940 lm

Beam Angle:	15°
h(m)	E(lx) D(m)
1	28038 0.25
2	7009 0.49
3	3115 0.74
4	1752 0.98
5	1122 1.23

4000K
- 03.9920.40
- 03.9920.14
- 03.9920.06
- 03.9920.GL

15° SPOT

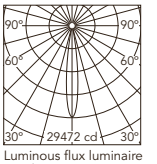

Luminous flux luminaire 2039 lm

@Black (14) 600mA

Beam Angle:	15°
h(m)	E(lx) D(m)
1	29472 0.25
2	7368 0.49
3	3275 0.74
4	1842 0.98
5	1179 1.23

Optic Flood
2700K
- 03.9962.40
- 03.9962.14
- 03.9962.06
- 03.9962.GL

41° FLOOD

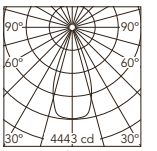

Luminous flux luminaire 1773 lm

Beam Angle:	41°
h(m)	E(lx) D(m)
1	4443 0.76
2	1111 1.51
3	494 2.27
4	278 3.03
5	178 3.78

3000K
- 03.9966.40
- 03.9966.14
- 03.9966.06
- 03.9966.GL

41° FLOOD

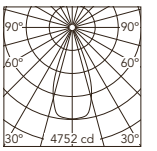

Luminous flux luminaire 1897 lm

Beam Angle:	41°
h(m)	E(lx) D(m)
1	4752 0.76
2	1188 1.51
3	528 2.27
4	297 3.03
5	190 3.78

4000K
- 03.9922.40
- 03.9922.14
- 03.9922.06
- 03.9922.GL

41° FLOOD

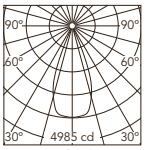

Luminous flux luminaire 1990 lm

@Black (14) 600mA

Beam Angle:	41°
h(m)	E(lx) D(m)
1	4985 0.76
2	1246 1.51
3	554 2.27
4	312 3.03
5	199 3.78

Optic Wide Flood
4000K
- 03.9923.40
- 03.9923.14
- 03.9923.06
- 03.9923.GL

52° WIDE FLOOD

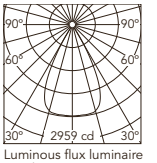

* Luminous flux luminaire 2117 lm

@Black (14) 600mA

Beam Angle:	52°
h(m)	E(lx) D(m)
1	2959 1.05
2	740 2.09
3	329 3.14
4	185 4.19
5	118 5.24

Light Shadow PRO Ø60 Adjustable

Light Source: LED Array DC 300 mA 10,5W - 1035 lm - 2700K/CRI 90 / 10,5W - 1115 lm - 3000K/CRI 90 / 10,5W - 1185 lm - 4000K/CRI 90



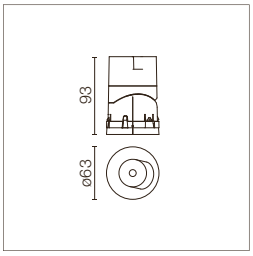

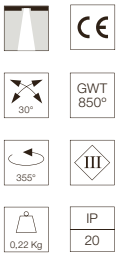

LED-Beleuchtungsmodul mit geringer Blendung für die Einsetzung in Einbaurahmen (nicht inbegriffen) mit austauschbaren Spots. Remote-Treiber nicht enthalten.

LED lighting module, with low glare, to be inserted in the recessed frames (not included), with interchangeable spots. Remote driver not included.

Optic Spot (coming soon)

2700K
- 03.9971.40
- 03.9971.14
- 03.9971.06
- 03.9971.GL

15° SPOT



* Luminous flux luminaire 720 lm

Beam Angle:	15°
h(m)	E(lx)	D(m)
1	10197	0.27
2	2549	0.53
3	1133	0.80
4	637	1.07
5	408	1.33

3000K
- 03.9976.40
- 03.9976.14
- 03.9976.06
- 03.9976.GL

15° SPOT



* Luminous flux luminaire 757 lm

Beam Angle:	15°
h(m)	E(lx)	D(m)
1	10721	0.27
2	2680	0.53
3	1191	0.80
4	670	1.07
5	429	1.33

4000K
- 03.9931.40
- 03.9931.14
- 03.9931.06
- 03.9931.GL

15° SPOT

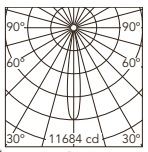

* Luminous flux luminaire 825 lm

Beam Angle:	15°
h(m)	E(lx)	D(m)
1	11684	0.27
2	2921	0.53
3	1298	0.80
4	730	1.07
5	467	1.33

Optic Flood

2700K
- 03.9973.40
- 03.9973.14
- 03.9973.06
- 03.9973.GL

30° FLOOD

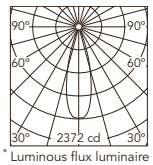

* Luminous flux luminaire 614 lm

Beam Angle:	30°
h(m)	E(lx)	D(m)
1	2372	0.53
2	593	1.05
3	264	1.58
4	148	2.11
5	95	2.64

3000K
- 03.9978.40
- 03.9978.14
- 03.9978.06
- 03.9978.GL

30° FLOOD

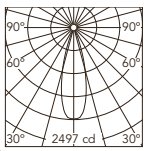

* Luminous flux luminaire 646 lm

Beam Angle:	30°
h(m)	E(lx)	D(m)
1	2497	0.53
2	624	1.05
3	277	1.58
4	156	2.11
5	100	2.64

4000K
- 03.9933.40
- 03.9933.14
- 03.9933.06
- 03.9933.GL

30° FLOOD

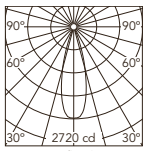

* Luminous flux luminaire 704 lm

Beam Angle:	30°
h(m)	E(lx)	D(m)
1	2720	0.53
2	680	1.05
3	302	1.58
4	170	2.11
5	109	2.64

Optic Medium

2700K
- 03.9972.40
- 03.9972.14
- 03.9972.06
- 03.9972.GL

20° MEDIUM

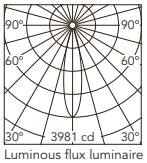

* Luminous flux luminaire 655 lm

Beam Angle:	20°
h(m)	E(lx)	D(m)
1	3981	0.40
2	995	0.79
3	442	1.19
4	249	1.58
5	159	1.98

3000K
- 03.9977.40
- 03.9977.14
- 03.9977.06
- 03.9977.GL

20° MEDIUM

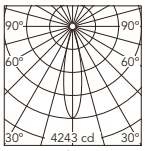

* Luminous flux luminaire 698 lm

Beam Angle:	20°
h(m)	E(lx)	D(m)
1	4243	0.40
2	1061	0.79
3	471	1.19
4	265	1.58
5	170	1.98

4000K
- 03.9932.40
- 03.9932.14
- 03.9932.06
- 03.9932.GL

20° MEDIUM

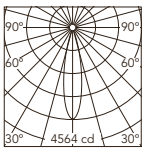

* Luminous flux luminaire 751 lm

Beam Angle:	20°
h(m)	E(lx)	D(m)
1	4564	0.40
2	1141	0.79
3	507	1.19
4	285	1.58
5	183	1.98

* Vorläufige Photometrien. Aktuelle Informationen finden Sie auf unserer Website / Preliminary photometries. Visit our website for updated information.

Light Shadow PRO Ø90 Adjustable

Light Source: Super Spot: LED Array DC 800 mA 10W - 800 lm - 2700K/CRI 90 / 10W - 845 lm - 3000K/CRI 90 / 10W - 915 lm - 4000K/CRI 90
S/M/F/WF: LED Array DC 500 mA 18W - 1590 lm - 2700K/CRI 90 / 18W - 1710 lm - 3000K/CRI 90 / 18W - 1815 lm - 4000K/CRI 90



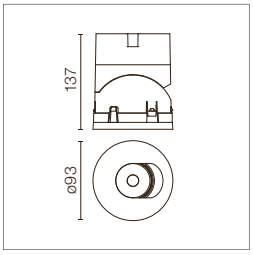

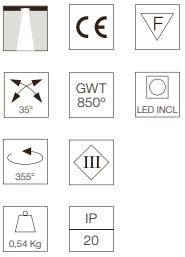

LED-Beleuchtungsmodul mit geringer Blendung für die Einsetzung in Einbaurahmen (nicht inbegriffen) mit austauschbaren Spots. Remote-Treiber nicht enthalten.

LED lighting module, with low glare, to be inserted in the recessed frames (not included), with interchangeable spots. Remote driver not included.

Optic Super Spot
2700K
- 03.9980.40
- 03.9980.14
- 03.9980.06
- 03.9980.GL

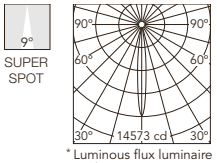

* Luminous flux luminaire 672 lm

Beam Angle:	9°
h(m)	E(lx) D(m)
1	14573 0.19
2	3643 0.38
3	1619 0.57
4	911 0.76
5	583 0.94

3000K
- 03.9985.40
- 03.9985.14
- 03.9985.06
- 03.9985.GL

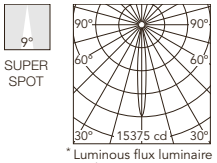

* Luminous flux luminaire 709 lm

Beam Angle:	9°
h(m)	E(lx) D(m)
1	15375 0.19
2	3844 0.38
3	1708 0.57
4	961 0.76
5	615 0.94

4000K
- 03.9940.40
- 03.9940.14
- 03.9940.06
- 03.9940.GL

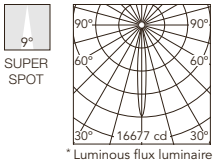

* Luminous flux luminaire 769 lm

Beam Angle:	9°
h(m)	E(lx) D(m)
1	16677 0.19
2	4169 0.38
3	1853 0.57
4	1042 0.76
5	667 0.94

Optic Spot
2700K
- 03.9981.40
- 03.9981.14
- 03.9981.06
- 03.9981.GL

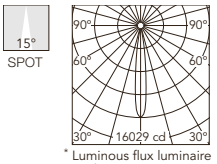

* Luminous flux luminaire 995 lm

Beam Angle:	15°
h(m)	E(lx) D(m)
1	16029 0.23
2	4007 0.45
3	1781 0.68
4	1002 0.91
5	641 1.13

3000K
- 03.9986.40
- 03.9986.14
- 03.9986.06
- 03.9986.GL

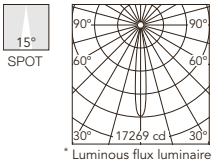

* Luminous flux luminaire 1072 lm

Beam Angle:	15°
h(m)	E(lx) D(m)
1	17269 0.23
2	4317 0.45
3	1919 0.68
4	1079 0.91
5	691 1.13

4000K
- 03.9941.40
- 03.9941.14
- 03.9941.06
- 03.9941.GL

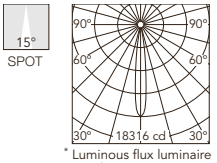

* Luminous flux luminaire 1137 lm

Beam Angle:	15°
h(m)	E(lx) D(m)
1	18316 0.23
2	4579 0.45
3	2035 0.68
4	1145 0.91
5	733 1.13

Optic Medium
2700K
- 03.9982.40
- 03.9982.14
- 03.9982.06
- 03.9982.GL

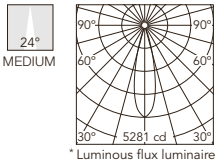

* Luminous flux luminaire 995 lm

Beam Angle:	24°
h(m)	E(lx) D(m)
1	5281 0.44
2	1320 0.88
3	587 1.33
4	330 1.77
5	211 2.21

3000K
- 03.9987.40
- 03.9987.14
- 03.9987.06
- 03.9987.GL

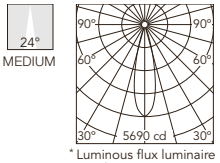

* Luminous flux luminaire 1072 lm

Beam Angle:	24°
h(m)	E(lx) D(m)
1	5690 0.44
2	1423 0.88
3	632 1.33
4	356 1.77
5	228 2.21

4000K
- 03.9942.40
- 03.9942.14
- 03.9942.06
- 03.9942.GL

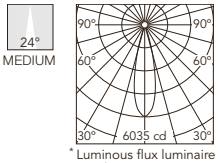

* Luminous flux luminaire 1137 lm

Beam Angle:	24°
h(m)	E(lx) D(m)
1	6035 0.44
2	1509 0.88
3	671 1.33
4	377 1.77
5	241 2.21

Optic Flood
2700K
- 03.9983.40
- 03.9983.14
- 03.9983.06
- 03.9983.GL

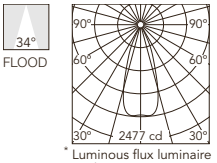

* Luminous flux luminaire 995 lm

Beam Angle:	34°
h(m)	E(lx) D(m)
1	2477 0.67
2	619 1.35
3	275 2.02
4	155 2.69
5	99 3.37

3000K
- 03.9988.40
- 03.9988.14
- 03.9988.06
- 03.9988.GL

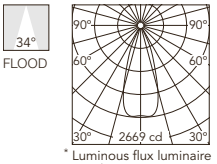

* Luminous flux luminaire 1072 lm

Beam Angle:	34°
h(m)	E(lx) D(m)
1	2669 0.67
2	667 1.35
3	297 2.02
4	167 2.69
5	107 3.37

4000K
- 03.9943.40
- 03.9943.14
- 03.9943.06
- 03.9943.GL

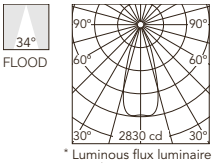

* Luminous flux luminaire 1137 lm

Beam Angle:	34°
h(m)	E(lx) D(m)
1	2830 0.67
2	708 1.35
3	314 2.02
4	177 2.69
5	113 3.37

Optic Wide Flood
2700K
- 03.9984.40
- 03.9984.14
- 03.9984.06
- 03.9984.GL

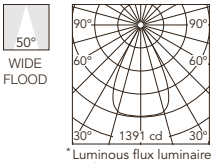

* Luminous flux luminaire 995 lm

Beam Angle:	50°
h(m)	E(lx) D(m)
1	1391 1.05
2	348 2.09
3	155 3.14
4	87 4.19
5	56 5.24

Optic Wide Flood
4000K
- 03.9944.40
- 03.9944.14
- 03.9944.06
- 03.9944.GL

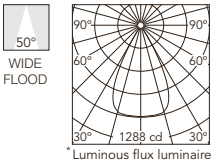

* Luminous flux luminaire 1137 lm

Beam Angle:	50°
h(m)	E(lx) D(m)
1	1288 1.05
2	322 2.09
3	143 3.14
4	80 4.19
5	52 5.24

Optic Wide Flood
3000K
- 03.9989.40
- 03.9989.14
- 03.9989.06
- 03.9989.GL

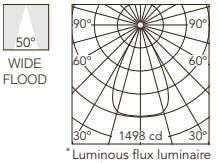

* Luminous flux luminaire 1072 lm

Beam Angle:	50°
h(m)	E(lx) D(m)
1	1498 1.05
2	375 2.09
3	166 3.14
4	94 4.19
5	60 5.24

Zubehör / Accessories

Vorinstallationsrahmen Trim Ø60. Frame Trim Ø60.



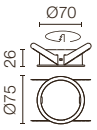

Fixed
08.0160.40
08.0160.14

Adjustable
08.0164.40
08.0164.14

Vorinstallationsrahmen No Trim Ø60. Frame No Trim Ø60.





Fixed
08.0192.00





Adjustable
08.0166.00

Vorinstallationsrahmen Trim Ø90. Frame Trim Ø90.



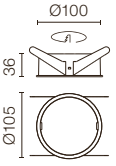

Fixed
08.0161.40
08.0161.14

Adjustable
08.0165.40
08.0165.14

Vorinstallationsrahmen No Trim Ø90. Frame No Trim Ø90.



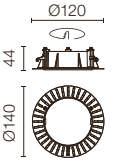

Fixed
08.0193.00



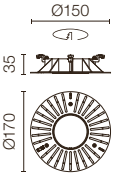

Adjustable
08.0167.00

HOW TO ORDER LIGHT SHADOW PRO

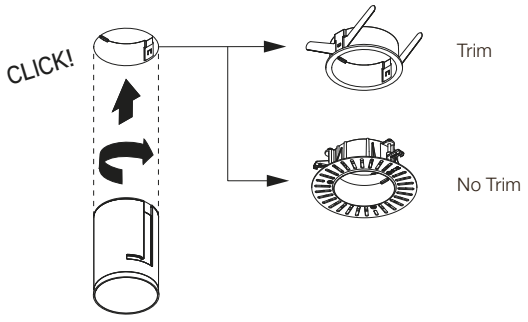

NEW

Treiber / Drivers

Nicht regulierbares Konstantstrom-Netzgerät mit 17,5W, 220/240V - 50/60Hz, mit wählbarer Stromversorgung über Schalter 400mA.	Non dimmable continuous current power supply of 17,5W, 220/240V - 50/60Hz, with power current selected through adjustable 400mA switch.		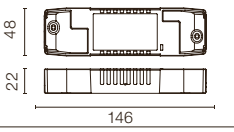	60.9160
Nicht regulierbares Konstantstrom-Netzgerät mit 24W, 110/277V - 50/60Hz, mit wählbarer Stromversorgung über Schalter 600mA. Kit mit 2 Kappen im Lieferumfang enthalten.	Non dimmable continuous current power supply of 24W, 110/277V - 50/60Hz, with power current selected through adjustable 600mA switch. Set of 2 caps included.		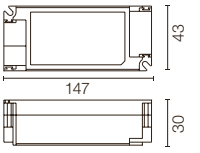	60.9523
Konstantstrom-Netzgerät mit 300mA - 16W / 400mA - 21W / 500mA - 27W / 600mA - 32W / 750mA - 36W / 800mA - 36W, 1-10V-Dimmung, 220/240V - 50/60Hz mit wählbarer Stromversorgung über Schalter.	Continuous current power supply of 300mA - 16W / 400mA - 21W / 500mA - 27W / 600mA - 32W / 750mA - 36W / 800mA - 36W, dimmable 1-10V, 220/240V - 50/60Hz with power current selected through switch.		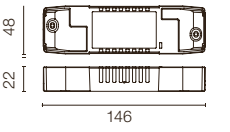	60.9439
Konstantstrom-Netzgerät mit 300mA - 16W / 400mA - 21W / 500mA - 27W / 600mA - 32W / 750mA - 36W / 800mA - 38W, DALI 2-Dimmung, 220/240V - 50/60Hz mit wählbarer Stromversorgung über Schalter.	Continuous current power supply of 300mA - 16W / 400mA - 21W / 500mA - 27W / 600mA - 32W / 750mA - 36W / 800mA - 38W, dimmable DALI 2, 220/240V - 50/60Hz with power current selected through switch.		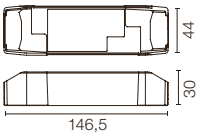	60.9186
Konstantstrom-Netzgerät mit 13-42W, 220/240V - 50/60Hz mit wählbarer Stromversorgung über Schalter 300/350/400/450/500/550/600/650/700/750/800/850/900/950/1000/1050 mA.	Continuous current power supply of 13-42W, 220/240V - 50/60Hz with power current selected through adjustable 300/350/400/450/500/550/600/650/700/750/800/850/900/950/1000/1050 mA switch.		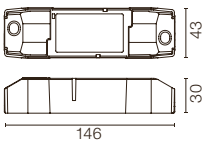	60.9162
Konstantstrom-Netzgerät 10W, 100-240V - 50/60Hz mit nicht regulierbarer Stromzufuhr 250mA.	Constant voltage supply source of 10W, 100-240V - 50/60Hz with non adjustable 250mA supply voltage.		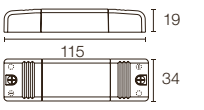	60.9389
Konstantstrom-Netzgerät mit 13-20W, 110*/240V - 50/60Hz mit wählbarer Stromversorgung über Schalter 250/300/350/400/450/500/550/600/650/700/750/800/850/900 mA, regulierbar. 1-10V oder Druckdimmer, erfordert nicht mitgelieferte Steuerkabel. *Max 15W.	Continuous current power supply of 13-20W, 110*/240V - 50/60Hz with power current selected through adjustable 250/300/350/400/450/500/550/600/650/700/750/800/850/900 mA switch. 1-10V or push dimming, synchronisation cables not included. *Max 15W.		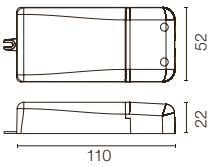	60.9188
Konstantstrom-Netzgerät mit 10-20W, 110/240V - 50/60Hz mit wählbarer Stromversorgung über Schalter 250/350/400/450/500/550/600/700 mA, regulierbar per Dali.	Continuous current power supply of 10-20W, 110/240V - 50/60Hz with power current selected through adjustable 250/350/400/450/500/550/600/700 mA Dali switch.		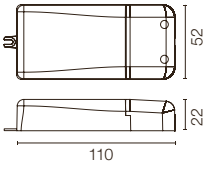	60.8847
Konstantstrom-Netzgerät mit 12-20W, 110*/240V - 50/60Hz mit wählbarer Stromversorgung über Schalter 400mA (19W) / 500mA (20W) / 600mA (20W) / 700mA (20W), DALI 1 y DALI 2. *Max 15W	Continuous current power supply of 12-20W, 110*/240V - 50/60Hz with power current selected through adjustable 400mA (19W) / 500mA (20W) / 600mA (20W) / 700mA (20W) regulable DALI 1 y DALI 2. *Max 15W.		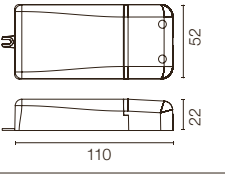	60.9222
Mains Konstantstrom Speisequelle, regulierbar 220/240 V - 50/60Hz, 12W / 300mA - 17W / 400mA - 20W / 500mA - 20W / 600mA - 20W / 750mA - 20W / 800mA - 20W.	Continuous current power supply, Mains dimming 220/240V - 50/60Hz, 12W / 300mA - 17W / 400mA - 20W / 500mA - 20W / 600mA - 20W / 750mA - 20W / 800mA - 20W.		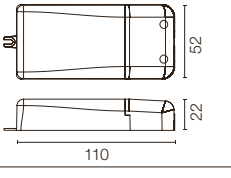	60.9467
Konstantstrom-Netzgerät mit 400mA - 21,5W / 500mA - 27W / 600mA - 32W / 750mA - 38W / 800mA - 38W, Casambi-Dimmung, 220/240V - 50/60Hz mit wählbarer Stromversorgung.	Continuous current power supply of 400mA - 21,5W / 500mA - 27W / 600mA - 32W / 750mA - 38W / 800mA - 38W, dimmable Casambi, 220/240V - 50/60Hz with power current selected through adjustable.		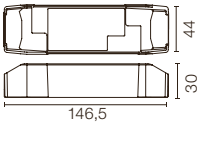	60.9207

CIRCLE OF LIGHT

DESIGNED BY FLOS ARCHITECTURAL



CIRCLE OF LIGHT
300 mm



LIGHT SOURCE
POWER LED
12x3W
12x325 lm
2700K/CRI 90
12x3W
12x370 lm
3000K/CRI 90

CIRCLE OF LIGHT
600 mm



LIGHT SOURCE
POWER LED
24x3W
24x325 lm
2700K/CRI 90
24x3W
24x370 lm
3000K/CRI 90

CIRCLE OF LIGHT
900 mm



LIGHT SOURCE
POWER LED
36x3W
36x325 lm
2700K/CRI 90
36x3W
36x370 lm
3000K/CRI 90

14 Schwarz
14 Black



reddot design award
winner 2013

Produktbeschreibung
Einbauleuchte für Innenräume zur problemlosen Installation in Gipskartondecken. Die Leuchte besteht aus einer runden Struktur, auf der ein LED-Beleuchtungsmodul positioniert wird, das sich den ganzen Umkreis entlang fortsetzt.
Das Produkt wird vorinstalliert auf einem Profil vom Typ “Soft Architecture” geliefert, um einfache Montage und perfekte Integration in der Decke zu gewährleisten.
Durch das magnetische Befestigungssystem können sowohl die Installation der Lichtmodule als auch spätere Wartungsmaßnahmen ohne Spezialwerkzeuge vorgenommen werden.
Circle of Light ist in drei Durchmessern erhältlich: 300, 600 und 900 mm mit jeweils 12, 24 oder 36 Strahlern.

Reflektoren
Die Leuchte ist in der Version Akzentbeleuchtung mit intensiven Optiken (accent lighting) oder in der Version Allgemeinbeleuchtung mit extensiven Optiken (general lighting) erhältlich. Das System verfügt somit über eine gewisse Flexibilität zur Anpassung an die jeweiligen Beleuchtungsanforderungen.

Betriebsgerät
Fern-Netzteil 24V / 40W eingeschlossen.
Input: 100-240VAC / 0.55A 50/60Hz; Output: +24V / 1.9A.
Treiber 1-10V (1V arbeitet mit 10%) für passive Controller (Sink-System). Auch kompatibel mit aktiven Dimmreglern von 0,6-10 V (Quellsystem).
Die Version 1-10V kann auch über einen einfachen Taster ohne Innenlampe gesteuert werden. Verfügbare Synchronisationskabel zwischen Treibern (für weitere Details zur Installation wenden Sie sich an die technische Abteilung).

Zusatzinformationen
Im Lieferumfang der Leuchte ist ein Fern-Netzteil 24V enthalten. Der Anschluss an den Wandler DC-DC erfolgt über ein Kabel mit Schnellanschlussklemmen, womit eine korrekte Installation gewährleistet wird und keine Spezialwerkzeuge erforderlich sind.
Der spätere Zugriff auf Netzteil und Wandler DC-DC sowie die Verbindungskabel wird dank der Möglichkeit gewährleistet, das Mittelteil der Leuchte zu entfernen. Auf diese Weise lassen sich Wartungsarbeiten einfach und problemlos durchführen.
Schutzgrad IP20.
Schutzklasse II.

Qualitätszeichen
Das Gerät entspricht der europäischen technischen Norm EN60598-1 und den entsprechenden Zusatzregelungen.

Description
A lighting system for indoor application comprised of a circular metal structure on which individual LED lighting spots are placed. The fitting is pre-wired and comes with a “Soft Architecture” type frame for an easy and seamless installation on the plasterboard ceiling.
The LED lighting modules are attached with a magnet for an easy mounting and for the maintenance no special tools are needed.
Circle of Light is available in three diameters: 300, 600 or 900 mm comprised of 12, 24 or 36 LED Lighting Spots, according to each size.

Reflectors
The LED spotlight set for the Circle of Light is available for Accent Lighting or General Lighting optic concepts. Herewith this fitting offers a some flexibility to create the desired ambiance.

Power Supply
Remote equipment 24V / 40W included.
Input 100-240VAC / 0.55A 50/60Hz; Output +24V / 1.9A.
Driver 1-10V (1V means 10%) for passive dimming controls (sink system). Also compatible with active dimming controls 0,6-10V (source system).
The 1–10-V version can also be controlled a simple button without courtesy light. Cables available for synchronization between drivers (contact the technical department for more details about installation).

Additional Information
The connection of the power supply to the converter DC-DC is easy by using distribution boxes and a correct connection can be granted without any special tool. The distribution boxes are included.
For further access to the power supply and to the connected converters DC-DC during maintenance the Circle of Light has a front cover that can be easily removed and reinstalled.
IP20 protection grade.
Insulation class II.

Compliance Of Standards And Quality Marks
EN60598-1 European Technical Standards and any subsequent additions.

Circle Of Light 300 mm

Light Source: Power LED 12x3W - 12x325 lm - 2700K/CRI 90 / 12x3W - 12x370 lm - 3000K/CRI 90



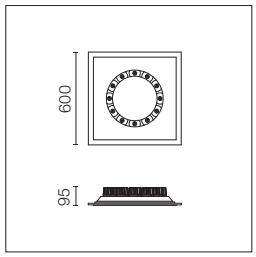

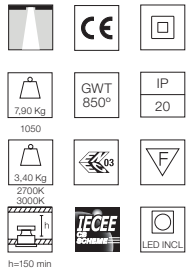

Perfekt in der Decke integriertes Beleuchtungssystem für die Aufnahme von 12 Strahlern vom Typ LED. Set aus 12 Strahlern mit dem dazugehörigen Elektrosystem nicht eingeschlossen, wird separat geliefert. Die Version 1-10V ermöglicht eine Helligkeitsregelung von 10% bis 100%.

Akzent- und Allgemeines Beleuchtung: man muss 1 Stück bestellen.

Für Casambi-Versionen wenden Sie sich an das Front Office.

Lighting system, seamless ceiling mounted, for 12 individual LED lighting spots. Set of 12 spots, complete with junction box, power supply and cables, has to be ordered separately. The 1-10V version is dimmable from 10% to 100%.

Accent lighting and general lighting: 1 unit must be ordered.

For Casambi versions consult the Front Office.

Ø300
Soft Plate
SA.1050.1

2700K
Set of 12 spots
Accent Lighting
08.8662.14C
08.8662.14C1V
08.8662.14CDA

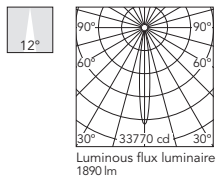

Luminous flux luminaire
1890 lm

Beam Angle:	12°
h(m)	E(lx)	D(m)
1	33770	0.22
2	8442	0.43
3	3752	0.65
4	2111	0.87
5	1351	1.08

3000K
Set of 12 spots
Accent Lighting
08.8572.14C
08.8572.14C1V
08.8572.14CDA

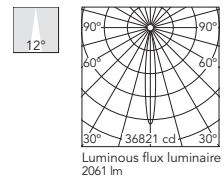

Luminous flux luminaire
2061 lm

Beam Angle:	12°
h(m)	E(lx)	D(m)
1	36821	0.22
2	9205	0.43
3	4091	0.65
4	2301	0.87
5	1473	1.08

2700K
Set of 12 spots
General Lighting
08.8663.14C
08.8663.14C1V
08.8663.14CDA

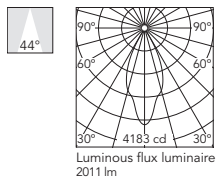

Luminous flux luminaire
2011 lm

Beam Angle:	44°
h(m)	E(lx)	D(m)
1	4183	0.81
2	1046	1.61
3	465	2.42
4	261	3.23
5	167	4.03

3000K
Set of 12 spots
General Lighting
08.8573.14C
08.8573.14C1V
08.8573.14CDA

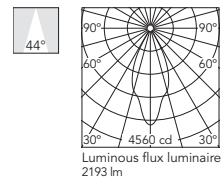

Luminous flux luminaire
2193 lm

Beam Angle:	44°
h(m)	E(lx)	D(m)
1	4560	0.81
2	1140	1.61
3	507	2.42
4	285	3.23
5	182	4.03

Circle Of Light 600 mm

Light Source: Power LED 24x3W - 24x325 lm - 2700K/CRI 90 / 24x3W - 24x370 lm - 3000K/CRI 90



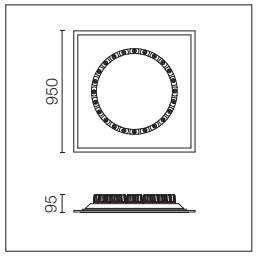

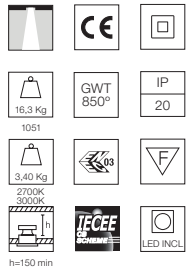

Perfekt in der Decke integriertes Beleuchtungssystem für die Aufnahme von 24 Strahlern vom Typ LED. Sets aus 12 Strahlern mit den dazugehörigen Elektrosystemen nicht eingeschlossen, werden separat geliefert. Die Version 1-10V ermöglicht eine Helligkeitsregelung von 10% bis 100%.

Akzent- und Allgemeines Beleuchtung: man muss 2 Stück bestellen.

Für Casambi-Versionen wenden Sie sich an das Front Office.

Lighting system, seamless ceiling mounted, for 24 individual LED lighting spots. Set of 12 spots, complete with junction box, power supply and cables, has to be ordered separately. The 1-10V version is dimmable from 10% to 100%.

Accent lighting and general lighting: 2 units must be ordered.

For Casambi versions consult the Front Office.

Ø600
Soft Plate
SA.1051.1

2700K
Set of 12 spots
Accent Lighting
08.8662.14C
08.8662.14C1V
08.8662.14CDA

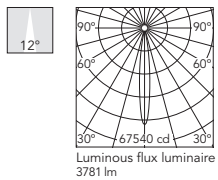

Luminous flux luminaire
3781 lm

Beam Angle:	12°
h(m)	E(lx)	D(m)
1	67540	0.22
2	16885	0.43
3	7504	0.65
4	4221	0.87
5	2702	1.08

3000K
Set of 12 spots
Accent Lighting
08.8572.14C
08.8572.14C1V
08.8572.14CDA

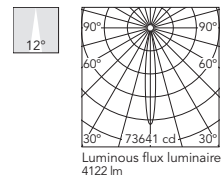

Luminous flux luminaire
4122 lm

Beam Angle:	12°
h(m)	E(lx)	D(m)
1	73641	0.22
2	18410	0.43
3	8182	0.65
4	4603	0.87
5	2946	1.08

2700K
Set of 12 spots
General Lighting
08.8663.14C
08.8663.14C1V
08.8663.14CDA

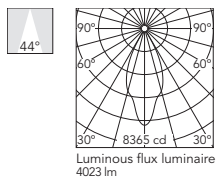

Luminous flux luminaire
4023 lm

Beam Angle:	44°
h(m)	E(lx)	D(m)
1	8365	0.81
2	2091	1.61
3	929	2.42
4	523	3.23
5	335	4.03

3000K
Set of 12 spots
General Lighting
08.8573.14C
08.8573.14C1V
08.8573.14CDA

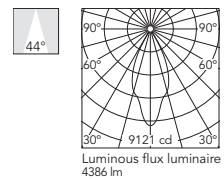

Luminous flux luminaire
4386 lm

Beam Angle:	44°
h(m)	E(lx)	D(m)
1	9121	0.81
2	2280	1.61
3	1013	2.42
4	570	3.23
5	365	4.03

Circle Of Light 900 mm

Light Source: Power LED 36x3W - 36x325 lm - 2700K/CRI 90 / 36x3W - 36x370 lm - 3000K/CRI 90



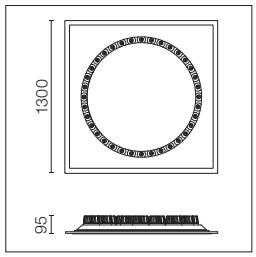

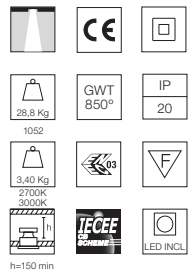

Perfekt in der Decke integriertes Beleuchtungssystem für die Aufnahme von 36 Strahlern vom Typ LED. Sets aus 12 Strahlern mit den dazugehörigen Elektrosystemen nicht eingeschlossen, werden separat geliefert. Die Version 1-10V ermöglicht eine Helligkeitsregelung von 10% bis 100%.

Akzent- und Allgemeines Beleuchtung: man muss 3 Stück bestellen.

Lighting system, seamless ceiling mounted, for 36 individual LED lighting spots. Set of 12 spots, complete with junction box, power supply and cables, has to be ordered separately. The 1-10V version is dimmable from 10% to 100%.

Accent lighting and general lighting: 3 units must be ordered.

Ø900
Soft Plate
SA.1052.1

2700K
Set of 12 spots
Accent Lighting
08.8662.14C
08.8662.14C1V
08.8662.14CDA

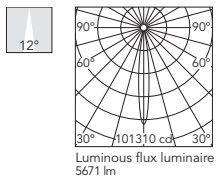

Luminous flux luminaire
5671 lm

Beam Angle: 12°

h(m)	E(lx)	D(m)
1	101310	0.22
2	25327	0.43
3	11257	0.65
4	6332	0.87
5	4052	1.08

3000K
Set of 12 spots
Accent Lighting
08.8572.14C
08.8572.14C1V
08.8572.14CDA

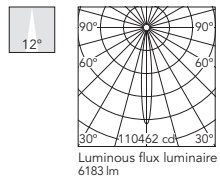

Luminous flux luminaire
6183 lm

Beam Angle: 12°

h(m)	E(lx)	D(m)
1	110462	0.22
2	27616	0.43
3	12274	0.65
4	6904	0.87
5	4418	1.08

2700K
Set of 12 spots
General Lighting
08.8663.14C
08.8663.14C1V
08.8663.14CDA

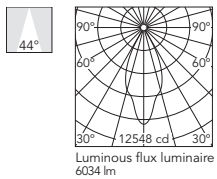

Luminous flux luminaire
6034 lm

Beam Angle: 44°

h(m)	E(lx)	D(m)
1	12548	0.81
2	3137	1.61
3	1394	2.42
4	784	3.23
5	502	4.03

3000K
Set of 12 spots
General Lighting
08.8573.14C
08.8573.14C1V
08.8573.14CDA

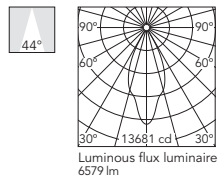

Luminous flux luminaire
6579 lm

Beam Angle: 44°

h(m)	E(lx)	D(m)
1	13681	0.81
2	3420	1.61
3	1520	2.42
4	855	3.23
5	547	4.03

LED CURTAIN

DESIGNED BY FLOS ARCHITECTURAL





LIGHT SOURCE
POWER LED
29W/m
24V
3500 lm/m
3000K/CRI 90
4000K/CRI 90

☐ 30 Weiss
30 White



Produktbeschreibung
Einbauleuchte für LED-Lichtquelle. Sie besteht aus zwei stranggepressten Aluminiumprofilen, die den Hochleistungs-LEDs als Kühlelement dienen.
Ellipsenförmige Linsen sorgen für eine perfekte Lichtstreuung.
Verfügbar in Modulen in unterschiedlichen Längen, die über ein Verbundkabel mit Schnellanschluss vom Typ Tyco miteinander verbunden werden können.

Betriebsgerät
24-V-Netzgeräte erhältlich für 20W bis 100W Leistung (max. Länge 3 meter). Dimmer-Systeme mit 1-10V oder Dali verfügbar.

Zusatzinformationen
LED-Module verschiedener Längen, die untereinander über das als Zubehör erhältliche Verbundkabel zu verbinden sind. Verfügen über Schnellanschlüsse vom Typ Tyco, weshalb die Stromversorgung über das vorgesehene Zubehörkabel zu erfolgen hat.
Die maximale Länge ab dem Versorgungspunkt beträgt 3 Meter.
Schutzgrad IP20.
Schutzklasse III.

Qualitätszeichen
Das Gerät entspricht der europäischen technischen Norm EN60598-1 und den entsprechenden Zusatzregelungen.

Description
Embedded light fixtures for LED light source. Made of two extruded aluminium sections used to dissipate the heat from the power LEDs.
With elliptical lenses for perfect light distribution.
Available in modules of different lengths which can be interconnected by a Tyco-type fast-connection cable.

Power Supply
24V power supplies available with a power of between 20W and 100W (maximum 3 metres in length).
Control system with 1-10V dimmer or Dali available.

Additional Information
LED modules of different lengths, inter-connectable using the connection cable. With fast Tyco-type connectors, for power supply with the cable provided for this purpose, available with accessories. Maximum length from a connection point 3 metres.
IP20 protection grade.
Insulation class III.

Standard Compliance and Quality Marks
EN60598-1 European Technical Standards and any subsequent additions.

LED Curtain

Light Source: Power LED 29W/m - 24V - 3500 lm/m - 3000K/CRI 90 / 29W/m - 24V - 3500 lm/m - 4000K/CRI 90



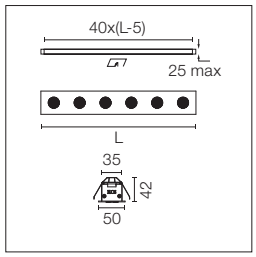



Einbauleuchte für direkte LED Beleuchtung. Inklusive ellipsenförmige Linse 12°x48°. Fern-Driver ist nicht eingeschlossen.

Recessed luminaire for direct lighting with LED. Elliptical lens 12°x48° incorporated. Remote transformer not included.

3000K

L: 600 mm
17,3W - 2000 lm - 12 LEDs
☐ 03.3902.30C

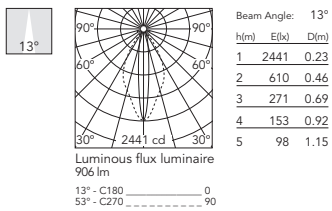

Beam Angle:	13°
h(m)	E(lx) D(m)
1	2441 0.23
2	610 0.46
3	271 0.69
4	153 0.92
5	98 1.15

L: 900 mm
26W - 3000 lm - 18 LEDs
☐ 03.3903.30C

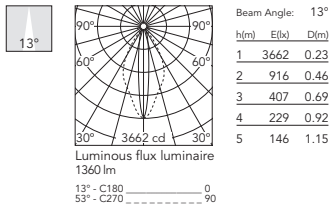

Beam Angle:	13°
h(m)	E(lx) D(m)
1	3662 0.23
2	916 0.46
3	407 0.69
4	229 0.92
5	146 1.15

L: 1200 mm
34,7W - 4000 lm - 24 LEDs
☐ 03.3904.30C

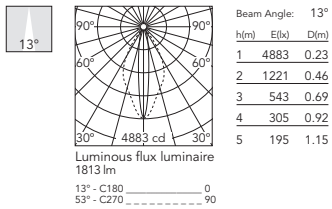

Beam Angle:	13°
h(m)	E(lx) D(m)
1	4883 0.23
2	1221 0.46
3	543 0.69
4	305 0.92
5	195 1.15

4000K

L: 600 mm
17,3W - 2100 lm - 12 LEDs
☐ 03.3922.30C

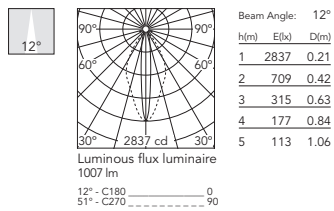

Beam Angle:	12°
h(m)	E(lx) D(m)
1	2837 0.21
2	709 0.42
3	315 0.63
4	177 0.84
5	113 1.06

L: 900 mm
26W - 3150 lm - 18 LEDs
☐ 03.3923.30C

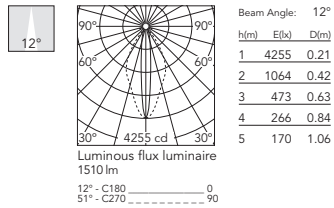

Beam Angle:	12°
h(m)	E(lx) D(m)
1	4255 0.21
2	1064 0.42
3	473 0.63
4	266 0.84
5	170 1.06

L: 1200 mm
34,7W - 4200 lm - 24 LEDs
☐ 03.3924.30C

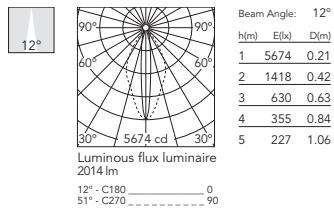

Beam Angle:	12°
h(m)	E(lx) D(m)
1	5674 0.21
2	1418 0.42
3	630 0.63
4	355 0.84
5	227 1.06

Treiber / Drivers

Elektronischer Transformator für LED mit beständiger Spannung (24V) – 100/240V.

Electronic transformer with constant voltage (24V) for LED. 100/240V.



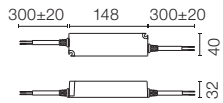

25W
60.8703



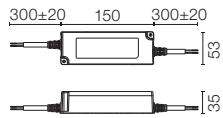

60W
60.9089



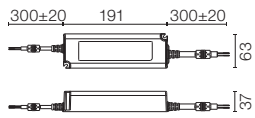

120W
60.9407

Elektronischer Transformator für LED mit beständiger Spannung (24V) – 60W. 100/240V. Für unabhängige Verwendung.

Electronic transformer with constant voltage (24V) for LED. 60W. 100/240V.
For independent use.



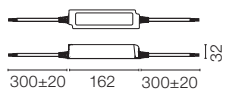

60.8515

Steuereinheit für 1-10V-Dimmung; 1-Kanal-Steuerung für 24V-LED-Module; Netzgerät nicht inbegriffen. Max. 120W - 5A.

Dimmable 1-10V control unit with 1 channel for 24V LED modules. Power supply not included. Max. 120W - 5A.



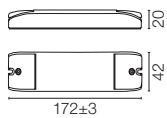

60.8640

Steuereinheit für DALI-Dimmung; 3-Kanal-Steuerung für 24V-LED-Module; Netzgerät nicht inbegriffen. Max. 120W - 5A.

Dimmable DALI control unit with 3 channel for 24V LED modules. Power supply not included. Max. 120W - 5A.

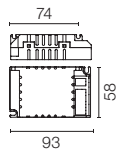

60.8407

Verbundkabel für Module mit Schnellanschluss Typ Tyco.

Connection cable between modules with Tyco fast connection cable.



L: 100 mm
06.1032.00
L: 500 mm
06.1033.00

Netzkabel mit Schnellanschluss Typ Tyco. Maximale Netzkabellänge 3 meter.

Power cable with Tyco fast connection cable. Maximum supply length 3 metres.



L: 500 mm
06.1034.00

DOWNLIGHTS

Kap, Bon Jour, Light Shooter,
Light Sniper, UT Downlight, Light Supply,
Pure Downlight, Compass, Anthony Downlight,
Wan Downlight, Light Soldier, Decofix,
Johnny, Compass Box Recessed,
Battery, Micro Battery.

NEW

KAP

DESIGNED BY FLOS ARCHITECTURAL

KAP Ø50 FIXED



KAP Ø50 ADJUSTABLE



LIGHT SOURCE
LED ARRAY
7,5W
595 lm
2700K/CRI 90
635 lm
3000K/CRI 90

KAP 80/ KAP 80 PLUS FIXED



LIGHT SOURCE
LED ARRAY
max 13W
1370 lm
2700K/CRI 90
1460 lm
3000K/CRI 90

LIGHT SOURCE
LED ARRAY
13W
1800K-2850K
CRI 95
Dim To Warm**
**Only for KAP 80

KAP 80/ KAP 80 PLUS WALL-WASHER



LIGHT SOURCE
QR-CBC 51
GX5.3
max 50W

LED Retrofit Compatible*

LIGHT SOURCE
PAR 16
GZ10
max 50W

LED Retrofit Compatible*

KAP 80/ KAP 80 PLUS ADJUSTABLE



LIGHT SOURCE
LED ARRAY
max 13W
1370 lm
2700K/CRI 90
1460 lm
3000K/CRI 90

LIGHT SOURCE
LED ARRAY
13W
1800K-2850K
CRI 95
Dim To Warm**
**Only for KAP 80

LIGHT SOURCE
LED
QR-CBC 51
GX5.3
max 50W

LED Retrofit Compatible*

LIGHT SOURCE
LED
PAR 16
GZ10
max 50W

LED Retrofit Compatible*

KAP Ø105 FIXED



LIGHT SOURCE
LED ARRAY
23W
2690 lm
2700K/CRI 90
2870 lm
3000K/CRI 90

KAP Ø105 WALL-WASHER



LIGHT SOURCE
LED
QR-CBC 51
GX5.3

LED
PAR 16
GZ10

KAP Ø105 ADJUSTABLE



LIGHT SOURCE
LED
QR-CBC 51
GX5.3

KAP Ø105 DEEP



LIGHT SOURCE
LED ARRAY
23W
2690 lm
2700K/CRI 90
2870 lm
3000K/CRI 90

KAP 105 SQUARE FIXED



LIGHT SOURCE
PHOSPHOR
LED
17W
1400 lm
2700K/CRI 98
3000K/CRI 98

LIGHT SOURCE
LED ARRAY
17W
1800 lm
2700K/CRI 90
2000 lm
3000K/CRI 90

LIGHT SOURCE
LED
QR-CBC 51
GX5.3

LED
PAR 16
GZ10

KAP Ø145 FIXED



KAP Ø145 WALL-WASHER



KAP Ø145 DEEP



LIGHT SOURCE
PHOSPHOR
LED
17W
1400 lm
2700K/CRI 98
3000K/CRI 98

LIGHT SOURCE
LED ARRAY
17W
1800 lm
2700K/CRI 90
2000 lm
3000K/CRI 90

* Kontaktieren Sie uns bitte, um eine Liste kompatibler Retrofit-LED-Glühbirnen zu erhalten / Please get in touch with us for compatible LED Retrofit bulb list.

NEW

EASY KAP Ø50 FIXED



EASY KAP Ø50 ADJUSTABLE



LIGHT SOURCE
LED ARRAY
7,5W
595 lm
2700K/CRI 90
635 lm
3000K/CRI 90

EASY KAP 80/ EASY KAP 80 PLUS FIXED



LIGHT SOURCE
LED ARRAY
max 13W
1370 lm
2700K/CRI 90
1460 lm
3000K/CRI 90

EASY KAP 80/ EASY KAP 80 PLUS WALL-WASHER



LIGHT SOURCE
LED ARRAY
13W
1800K-2850K
CRI 95
Dim To Warm**
**Only for KAP 80

LIGHT SOURCE
QR-CBC 51
GX5.3
max 50W

LED Retrofit Compatible*

EASY KAP 80/ EASY KAP 80 PLUS ADJUSTABLE



LIGHT SOURCE
PAR 16
GZ10
max 50W

LED Retrofit Compatible*

EASY KAP Ø105 FIXED



LIGHT SOURCE
LED ARRAY
23W
2690 lm
2700K/CRI 90
2870 lm
3000K/CRI 90

EASY KAP Ø105 WALL-WASHER



LIGHT SOURCE
LED
QR-CBC 51
GX5.3

EASY KAP Ø105 ADJUSTABLE



LIGHT SOURCE
LED
PAR 16
GZ10

* Kontaktieren Sie uns bitte, um eine Liste kompatibler Retrofit-LED-Glühbirnen zu erhalten / Please get in touch with us for compatible LED Retrofit bulb list.

B1 Weiss
B1 White



GL Mattgold
GL Matt Gold



BU Blau
BU Blue



74 Schwarz
74 Black



CU Kupfer
CU Copper



Produktbeschreibung
Deckeneinbauleuchte für Halogenlampen, Halogen-Metalldampflampen und LEDs.
Die Version Easy Kap hat einen Körper aus gespritztem Aluminium für die Versionen 50, 80 und 105 mm, mit einer Flüssiglack-, Staub- und/oder Metallkupferlackierung mit einem Diffusor aus Glas oder Kunststoff, je nach Version. Kein Vorinstallationsrahmen erforderlich.
Das Modell Kap besitzt ein Gehäuse aus Aluminium-Spritzguss mit Nasslack-Finish und Kupferbeschichtung. Erhältlich in drei Durchmessern: 50 mm, 80 mm, 105 mm und 145 mm.
Ausführung je nach Version in glänzendem, eloxiertem Aluminium mit Diffusorelement aus Glas oder Kunststoff.
Lampenfassung mit Kühlkörper aus Aluminium-Spritzguss und Einbauring für das optische Gehäuse aus thermoplastischem Material.

Einspeisung
Easy Kap 50/80/105 LED und Kap 50 and 80: Fernansteuerung nicht inbegriffen.
Kap 105/145 LED/Kap 80 und Easy Kap 80 Dim To Warm: 1-10V Fernansteuerung inbegriffen. Die Ausgangsspannung des Geräts muss immer unter 60 VDC liegen.

Zubehör
Vorinstallationsrahmen für die Modelle Kap 50 und 80 round und square, und Kap 105 round.
Deckendose für die Installation auf Zement erhältlich.

Zusatzinformationen
Schutzgrad IP20, IP23, IP43, IP44, IP54 je nach Modell.
Schutzklasse I, II, III je nach Modell.
- KAP 50 / 80 / 105 / 145:
Die LED-Module mit Phosphor-LED erreichen dank der Remote-Phosphor-Technologie je nach Modell einen Farbwiedergabeindex von bis zu 98 und bieten die bestmögliche Lichtqualität und Wahrnehmung von Gegenständen und Raum.
Die LED-Module der Modellreihe LED Array entsprechen dem neuesten Stand der Technik, der sich durch eine geringere Durchschnittstemperatur im elektronischen Betrieb auszeichnet. Dank dieser Eigenschaft kann die Lichtquelle, innerhalb der Sicherheitsparameter, mit einer höheren Leistung betrieben werden und einen 20 % größeren Lichtstrom erzeugen.
Die neue “Dim To Warm” -Technologie reproduziert die Wirkung der alten Halogenlampen durch Regelung und bietet durch Verringern der Lichtintensität mehr Wärme.
“Dim To Warm” -Leuchten werden durch das 1-10V-Protokoll geregelt.

Qualitätszeichen
Das Gerät entspricht der europäischen technischen Norm EN60598-1 und den entsprechenden Zusatzregelungen.

Description
Luminaire for embedded installation in ceilings for LEDs lamps.
The Easy Kap version has an aluminium injected body for the 50, 80 and 105 mm versions, with a liquid paint, dust and/or metallic copper finish with a glass or plastic diffuser depending on the version. It does not need a pre-installation frame.
The Kap version has an aluminium-injected body with a liquid paint and metallic copper finish. Available in three diameters: 50 mm, 80 mm, 105 mm and 145 mm.
Main optics in shiny anodised aluminium with a glass or plastic diffuser element, depending on the version.
Lamp holder with a dissipating element in injected aluminium and a thermoplastic embedding ring for the optic body.

Power Supply
Easy Kap 50/80/105 LED and Kap 50 and 80: Remote equipment not included.
Kap 105/145 LED/Kap 80 and Easy Kap 80 Dim To Warm: 1-10V remote equipment included. The output voltage of the equipment must always be less than 60Vdc.

Accessories
Pre-installation frame for the round and square Kap 50 and 80 and 105 version.
Available for installation on cement.

Additional Information
IP20, IP23, IP43, IP44, IP54 protection grade depending on the versions.
Insulation class I, II, III depending on the versions.
- KAP 50 / 80 / 105 / 145:
Thanks to remote-phosphor technology, the LED modules of the Phosphor LED version offer maximum quality light, the perception of objects and spaces, reaching chromatic reproduction indices of 98, depending on the version.
The LED modules installed on the LED Array versions have cutting-edge technology that permits a lower average temperature in the electronics. Thanks to this feature, the luminaire can operate at a higher power inside the safety parameters yet still offer 20% added luminous flux.
The new “Dim To Warm” technology reproduces the effect of a traditional lamp, offering a warmer light by reducing the light intensity.
The “Dim To Warm” luminaries are dimmed through the 1-10V protocol.

Standard Compliance and Quality Marks
EN60598-1 European Technical Standards and any subsequent additions.

Easy Kap

Kap

NEW

Kap Ø50 Fixed - Optic Spot

Light Source: LED Array DC 200 mA - 7,5W - 595 lm - 2700K/CRI 90 / 7,5W - 635 lm - 3000K/CRI 90



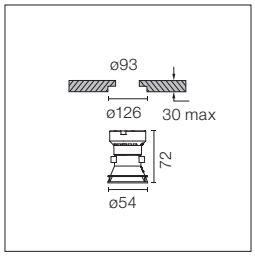

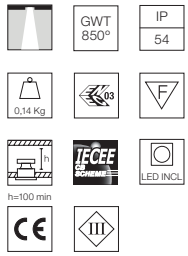

LED Einbauleuchte. Ohne Netzgerät. Remote-Netzteil zur Anbringung an einer zugänglichen Stelle.

Recessed luminaire with LED light source. Power supply not included. Remote power supply to be installed in an accessible place.

Empfohlene Netzgeräte / Recommended power supply*:

Non Dimmable	60.9160
Dimmable 0-10V	60.9483
Dimmable Dali	60.9604
Mains Dimming	60.9421
Casambi	60.9392 + DALI/1-10V Driver

* Siehe Treiberkapitel / Refer to the Drivers chapter

2700K

05.7300.B1

15° SPOT

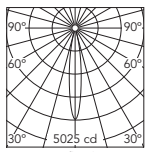

Luminous flux luminaire
543 lm (EXTREME CUT OFF)

Beam Angle: 15°

h(m)	E(lx)	D(m)
1	5025	0.27
2	1256	0.53
3	558	0.80
4	314	1.07
5	201	1.33

05.7300.GL

15° SPOT

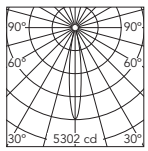

Luminous flux luminaire
554 lm (EXTREME CUT OFF)

Beam Angle: 15°

h(m)	E(lx)	D(m)
1	5302	0.26
2	1325	0.53
3	589	0.79
4	331	1.06
5	212	1.32

05.7300.BU

15° SPOT

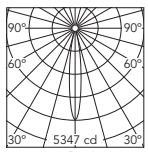

Luminous flux luminaire
526 lm (EXTREME CUT OFF)

Beam Angle: 15°

h(m)	E(lx)	D(m)
1	5347	0.26
2	1337	0.52
3	594	0.78
4	334	1.04
5	214	1.30

05.7300.74

15° SPOT

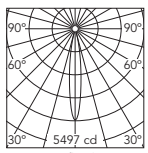

Luminous flux luminaire
528 lm (EXTREME CUT OFF)

Beam Angle: 15°

h(m)	E(lx)	D(m)
1	5497	0.26
2	1374	0.52
3	611	0.77
4	344	1.03
5	220	1.29

05.7300.CU

15° SPOT

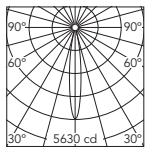

Luminous flux luminaire
547 lm (EXTREME CUT OFF)

Beam Angle: 15°

h(m)	E(lx)	D(m)
1	5630	0.26
2	1408	0.51
3	626	0.77
4	352	1.03
5	225	1.29

3000K

05.7305.B1

15° SPOT

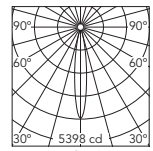

Luminous flux luminaire
583 lm (EXTREME CUT OFF)

Beam Angle: 15°

h(m)	E(lx)	D(m)
1	5398	0.27
2	1349	0.53
3	600	0.80
4	337	1.07
5	216	1.33

05.7305.GL

15° SPOT

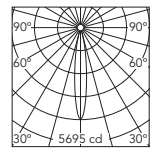

Luminous flux luminaire
595 lm (EXTREME CUT OFF)

Beam Angle: 15°

h(m)	E(lx)	D(m)
1	5695	0.26
2	1424	0.53
3	633	0.79
4	356	1.06
5	228	1.32

05.7305.BU

15° SPOT

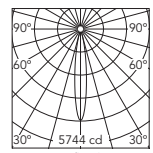

Luminous flux luminaire
565 lm (EXTREME CUT OFF)

Beam Angle: 15°

h(m)	E(lx)	D(m)
1	5744	0.26
2	1436	0.52
3	638	0.78
4	359	1.04
5	230	1.30

05.7305.74

15° SPOT

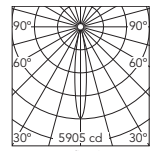

Luminous flux luminaire
567 lm (EXTREME CUT OFF)

Beam Angle: 15°

h(m)	E(lx)	D(m)
1	5905	0.26
2	1476	0.52
3	656	0.77
4	369	1.03
5	236	1.29

05.7305.CU

15° SPOT

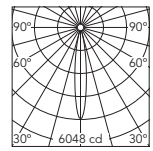

Luminous flux luminaire
587 lm (EXTREME CUT OFF)

Beam Angle: 15°

h(m)	E(lx)	D(m)
1	6048	0.26
2	1512	0.51
3	672	0.77
4	378	1.03
5	242	1.29

Kap Ø50 Fixed - Optic Medium

Light Source: LED Array DC 200 mA - 7,5W - 595 lm - 2700K/CRI 90 / 7,5W - 635 lm - 3000K/CRI 90



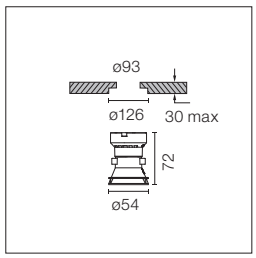

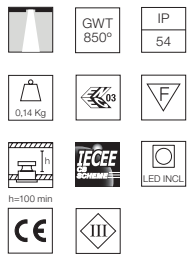

LED Einbauleuchte. Ohne Netzgerät. Remote-Netzteil zur Anbringung an einer zugänglichen Stelle.

Recessed luminaire with LED light source. Power supply not included. Remote power supply to be installed in an accessible place.

Empfohlene Netzgeräte / Recommended power supply*:

Non Dimmable	60.9160
Dimmable 0-10V	60.9483
Dimmable Dali	60.9604
Mains Dimming	60.9421
Casambi	60.9392 + DALI/1-10V Driver

* Siehe Treiberkapitel / Refer to the Drivers chapter

2700K

05.7301.B1

24° MEDIUM

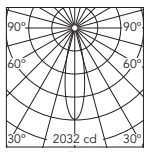

Luminous flux luminaire
488 lm (EXTREME CUT OFF)

Beam Angle: 24°

h(m)	E(lx)	D(m)
1	2032	0.43
2	508	0.86
3	226	1.30
4	127	1.73
5	81	2.16

05.7301.GL

26° MEDIUM

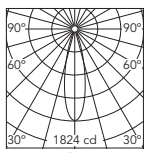

Luminous flux luminaire
452 lm (EXTREME CUT OFF)

Beam Angle: 26°

h(m)	E(lx)	D(m)
1	1824	0.45
2	456	0.91
3	203	1.36
4	114	1.82
5	73	2.27

05.7301.BU

24° MEDIUM

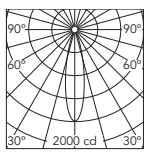

Luminous flux luminaire
442 lm (EXTREME CUT OFF)

Beam Angle: 24°

h(m)	E(lx)	D(m)
1	2000	0.42
2	500	0.84
3	222	1.26
4	125	1.67
5	80	2.09

05.7301.74

24° MEDIUM

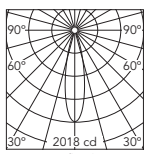

Luminous flux luminaire
443 lm (EXTREME CUT OFF)

Beam Angle: 24°

h(m)	E(lx)	D(m)
1	2018	0.43
2	504	0.85
3	224	1.28
4	126	1.71
5	81	2.13

05.7301.CU

22° MEDIUM

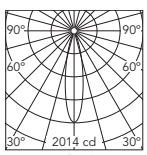

Luminous flux luminaire
417 lm (EXTREME CUT OFF)

Beam Angle: 22°

h(m)	E(lx)	D(m)
1	2014	0.40
2	503	0.79
3	224	1.19
4	126	1.59
5	81	1.99

3000K

05.7306.B1

24° MEDIUM

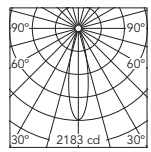

Luminous flux luminaire
524 lm (EXTREME CUT OFF)

Beam Angle: 24°

h(m)	E(lx)	D(m)
1	2183	0.43
2	546	0.86
3	243	1.30
4	136	1.73
5	87	2.16

05.7306.GL

26° MEDIUM

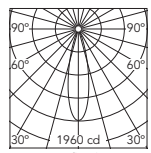

Luminous flux luminaire
485 lm (EXTREME CUT OFF)

Beam Angle: 26°

h(m)	E(lx)	D(m)
1	1960	0.45
2	490	0.91
3	218	1.36
4	122	1.82
5	78	2.27

05.7306.BU

24° MEDIUM

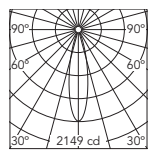

Luminous flux luminaire
475 lm (EXTREME CUT OFF)

Beam Angle: 24°

h(m)	E(lx)	D(m)
1	2149	0.42
2	537	0.84
3	239	1.26
4	134	1.67
5	86	2.09

05.7306.74

24° MEDIUM

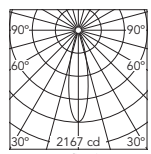

Luminous flux luminaire
476 lm (EXTREME CUT OFF)

Beam Angle: 24°

h(m)	E(lx)	D(m)
1	2167	0.43
2	542	0.85
3	241	1.28
4	135	1.71
5	87	2.13

05.7306.CU

22° MEDIUM

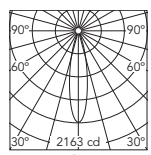

Luminous flux luminaire
449 lm (EXTREME CUT OFF)

Beam Angle: 22°

h(m)	E(lx)	D(m)
1	2163	0.40
2	541	0.79
3	240	1.19
4	135	1.59
5	87	1.99

NEW

Kap Ø50 Fixed - Optic Flood

Light Source: LED Array DC 200 mA - 7,5W - 595 lm - 2700K/CRI 90 / 7,5W - 635 lm - 3000K/CRI 90



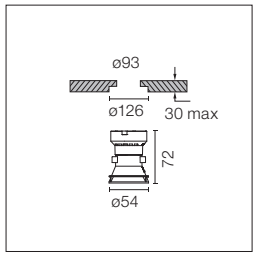

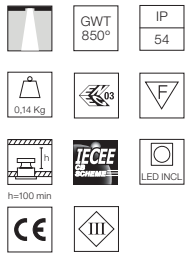

LED Einbauleuchte. Ohne Netzgerät. Remote-Netzteil zur Anbringung an einer zugänglichen Stelle.

Recessed luminaire with LED light source. Power supply not included. Remote power supply to be installed in an accessible place.

Empfohlene Netzgeräte / Recommended power supply*:

Non Dimmable	60.9160
Dimmable 0-10V	60.9483
Dimmable Dali	60.9604
Mains Dimming	60.9421
Casambi	60.9392 + DALI/1-10V Driver

* Siehe Treiberkapitel / Refer to the Drivers chapter

2700K

05.7302.B1

49° FLOOD

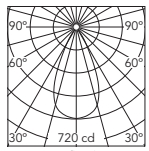

Luminous flux luminaire
496 lm (EXTREME CUT OFF)

Beam Angle: 49°

h(m)	E(lx)	D(m)
1	720	0.91
2	180	1.83
3	80	2.74
4	45	3.66
5	29	4.57

05.7302.GL

49° FLOOD

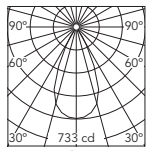

Luminous flux luminaire
476 lm (EXTREME CUT OFF)

Beam Angle: 49°

h(m)	E(lx)	D(m)
1	733	0.90
2	183	1.81
3	81	2.71
4	46	3.61
5	29	4.52

05.7302.BU

49° FLOOD

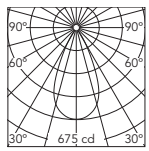

Luminous flux luminaire
431 lm (EXTREME CUT OFF)

Beam Angle: 49°

h(m)	E(lx)	D(m)
1	675	0.91
2	169	1.81
3	75	2.72
4	42	3.63
5	27	4.53

05.7302.74

49° FLOOD

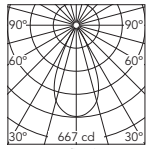

Luminous flux luminaire
416 lm (EXTREME CUT OFF)

Beam Angle: 49°

h(m)	E(lx)	D(m)
1	667	0.91
2	167	1.82
3	74	2.72
4	42	3.63
5	27	4.54

05.7302.CU

49° FLOOD

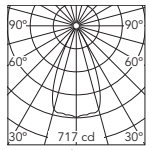

Luminous flux luminaire
472 lm (EXTREME CUT OFF)

Beam Angle: 49°

h(m)	E(lx)	D(m)
1	717	0.91
2	179	1.83
3	80	2.74
4	45	3.66
5	29	4.57

3000K

05.7307.B1

49° FLOOD

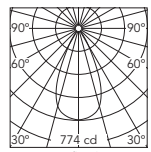

Luminous flux luminaire
532 lm (EXTREME CUT OFF)

Beam Angle: 49°

h(m)	E(lx)	D(m)
1	774	0.91
2	193	1.83
3	86	2.74
4	48	3.66
5	31	4.57

05.7307.GL

49° FLOOD

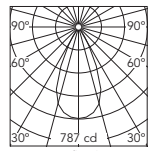

Luminous flux luminaire
511 lm (EXTREME CUT OFF)

Beam Angle: 49°

h(m)	E(lx)	D(m)
1	787	0.90
2	197	1.81
3	87	2.71
4	49	3.61
5	31	4.52

05.7307.BU

49° FLOOD

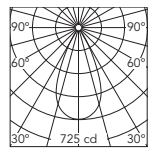

Luminous flux luminaire
463 lm (EXTREME CUT OFF)

Beam Angle: 49°

h(m)	E(lx)	D(m)
1	725	0.91
2	181	1.81
3	81	2.72
4	45	3.63
5	29	4.53

05.7307.74

49° FLOOD

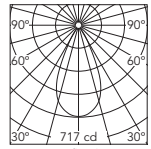

Luminous flux luminaire
447 lm (EXTREME CUT OFF)

Beam Angle: 49°

h(m)	E(lx)	D(m)
1	717	0.91
2	179	1.82
3	80	2.72
4	45	3.63
5	29	4.54

05.7307.CU

49° FLOOD

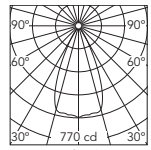

Luminous flux luminaire
507 lm (EXTREME CUT OFF)

Beam Angle: 49°

h(m)	E(lx)	D(m)
1	770	0.91
2	193	1.83
3	86	2.74
4	48	3.66
5	31	4.57

Kap Ø50 Adjustable - Optic Spot

Light Source: LED Array DC 200 mA - 7,5W - 595 lm - 2700K/CRI 90 / 7,5W - 635 lm - 3000K/CRI 90



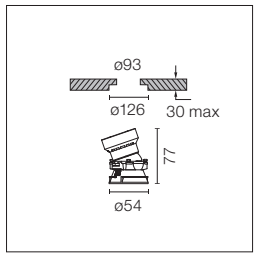



LED Einbauleuchte. Ohne Netzgerät. Remote-Netzteil zur Anbringung an einer zugänglichen Stelle.

Recessed luminaire with LED light source. Power supply not included. Remote power supply to be installed in an accessible place.

Empfohlene Netzgeräte / Recommended power supply*:

Non Dimmable	60.9160
Dimmable 0-10V	60.9483
Dimmable Dali	60.9604
Mains Dimming	60.9421
Casambi	60.9392 + DALI/1-10V Driver

* Siehe Treiberkapitel / Refer to the Drivers chapter

2700K

☐ 05.7310.B1

15° SPOT

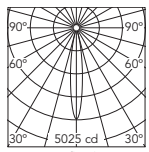

Luminous flux luminaire
543 lm (EXTREME CUT OFF)

Beam Angle: 15°

h(m)	E(lx)	D(m)
1	5025	0.27
2	1256	0.53
3	558	0.80
4	314	1.07
5	201	1.33

05.7310.GL

15° SPOT

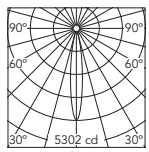

Luminous flux luminaire
554 lm (EXTREME CUT OFF)

Beam Angle: 15°

h(m)	E(lx)	D(m)
1	5302	0.26
2	1325	0.53
3	589	0.79
4	331	1.06
5	212	1.32

05.7310.BU

15° SPOT

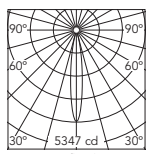

Luminous flux luminaire
526 lm (EXTREME CUT OFF)

Beam Angle: 15°

h(m)	E(lx)	D(m)
1	5347	0.26
2	1337	0.52
3	594	0.78
4	334	1.04
5	214	1.30

05.7310.74

15° SPOT

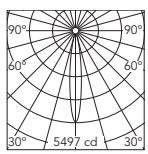

Luminous flux luminaire
528 lm (EXTREME CUT OFF)

Beam Angle: 15°

h(m)	E(lx)	D(m)
1	5497	0.26
2	1374	0.52
3	611	0.77
4	344	1.03
5	220	1.29

05.7310.CU

15° SPOT

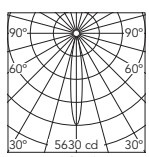

Luminous flux luminaire
547 lm (EXTREME CUT OFF)

Beam Angle: 15°

h(m)	E(lx)	D(m)
1	5630	0.26
2	1408	0.51
3	626	0.77
4	352	1.03
5	225	1.29

3000K

☐ 05.7315.B1

15° SPOT

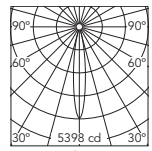

Luminous flux luminaire
583 lm (EXTREME CUT OFF)

Beam Angle: 15°

h(m)	E(lx)	D(m)
1	5398	0.27
2	1349	0.53
3	600	0.80
4	337	1.07
5	216	1.33

05.7315.GL

15° SPOT

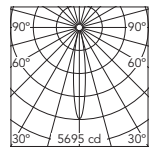

Luminous flux luminaire
595 lm (EXTREME CUT OFF)

Beam Angle: 15°

h(m)	E(lx)	D(m)
1	5695	0.26
2	1424	0.53
3	633	0.79
4	356	1.06
5	228	1.32

05.7315.BU

15° SPOT

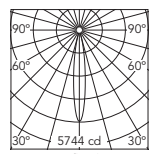

Luminous flux luminaire
565 lm (EXTREME CUT OFF)

Beam Angle: 15°

h(m)	E(lx)	D(m)
1	5744	0.26
2	1436	0.52
3	638	0.78
4	359	1.04
5	230	1.30

05.7315.74

15° SPOT

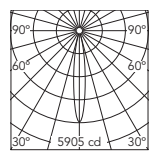

Luminous flux luminaire
567 lm (EXTREME CUT OFF)

Beam Angle: 15°

h(m)	E(lx)	D(m)
1	5905	0.26
2	1476	0.52
3	656	0.77
4	369	1.03
5	236	1.29

05.7315.CU

15° SPOT

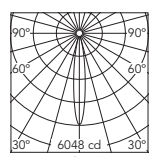

Luminous flux luminaire
587 lm (EXTREME CUT OFF)

Beam Angle: 15°

h(m)	E(lx)	D(m)
1	6048	0.26
2	1512	0.51
3	672	0.77
4	378	1.03
5	242	1.29

NEW

Kap Ø50 Adjustable - Optic Medium

Light Source: LED Array DC 200 mA - 7,5W - 595 lm - 2700K/CRI 90 / 7,5W - 635 lm - 3000K/CRI 90



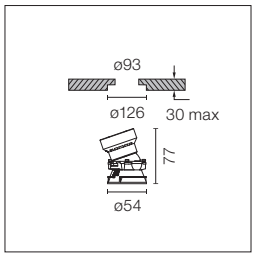



LED Einbauleuchte. Ohne Netzgerät. Remote-Netzteil zur Anbringung an einer zugänglichen Stelle.

Recessed luminaire with LED light source. Power supply not included. Remote power supply to be installed in an accessible place.

Empfohlene Netzgeräte / Recommended power supply*:

Non Dimmable	60.9160
Dimmable 0-10V	60.9483
Dimmable Dali	60.9604
Mains Dimming	60.9421
Casambi	60.9392 + DALI/1-10V Driver

* Siehe Treiberkapitel / Refer to the Drivers chapter

2700K

☐ 05.7311.B1

24° MEDIUM

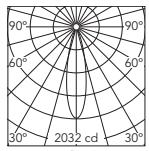

Luminous flux luminaire
488 lm (EXTREME CUT OFF)

Beam Angle: 24°

h(m)	E(lx)	D(m)
1	2032	0.43
2	508	0.86
3	226	1.30
4	127	1.73
5	81	2.16

■ 05.7311.GL

26° MEDIUM

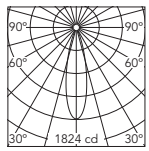

Luminous flux luminaire
452 lm (EXTREME CUT OFF)

Beam Angle: 26°

h(m)	E(lx)	D(m)
1	1824	0.45
2	456	0.91
3	203	1.36
4	114	1.82
5	73	2.27

■ 05.7311.BU

24° MEDIUM

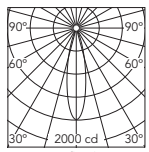

Luminous flux luminaire
442 lm (EXTREME CUT OFF)

Beam Angle: 24°

h(m)	E(lx)	D(m)
1	2000	0.42
2	500	0.84
3	222	1.26
4	125	1.67
5	80	2.09

■ 05.7311.74

24° MEDIUM

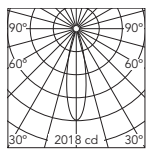

Luminous flux luminaire
443 lm (EXTREME CUT OFF)

Beam Angle: 24°

h(m)	E(lx)	D(m)
1	2018	0.43
2	504	0.85
3	224	1.28
4	126	1.71
5	81	2.13

■ 05.7311.CU

22° MEDIUM

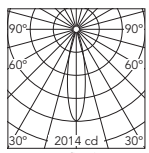

Luminous flux luminaire
417 lm (EXTREME CUT OFF)

Beam Angle: 22°

h(m)	E(lx)	D(m)
1	2014	0.40
2	503	0.79
3	224	1.19
4	126	1.59
5	81	1.99

3000K

☐ 05.7316.B1

24° MEDIUM

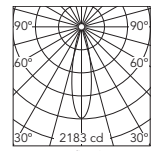

Luminous flux luminaire
524 lm (EXTREME CUT OFF)

Beam Angle: 24°

h(m)	E(lx)	D(m)
1	2183	0.43
2	546	0.86
3	243	1.30
4	136	1.73
5	87	2.16

■ 05.7316.GL

26° MEDIUM

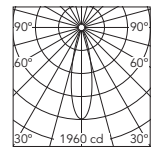

Luminous flux luminaire
485 lm (EXTREME CUT OFF)

Beam Angle: 26°

h(m)	E(lx)	D(m)
1	1960	0.45
2	490	0.91
3	218	1.36
4	122	1.82
5	78	2.27

■ 05.7316.BU

24° MEDIUM

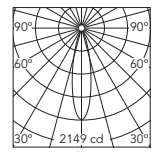

Luminous flux luminaire
475 lm (EXTREME CUT OFF)

Beam Angle: 24°

h(m)	E(lx)	D(m)
1	2149	0.42
2	537	0.84
3	239	1.26
4	134	1.67
5	86	2.09

■ 05.7316.74

24° MEDIUM

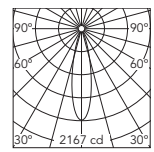

Luminous flux luminaire
476 lm (EXTREME CUT OFF)

Beam Angle: 24°

h(m)	E(lx)	D(m)
1	2167	0.43
2	542	0.85
3	241	1.28
4	135	1.71
5	87	2.13

■ 05.7316.CU

22° MEDIUM

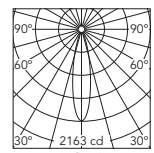

Luminous flux luminaire
449 lm (EXTREME CUT OFF)

Beam Angle: 22°

h(m)	E(lx)	D(m)
1	2163	0.40
2	541	0.79
3	240	1.19
4	135	1.59
5	87	1.99

Kap Ø50 Adjustable - Optic Flood

Light Source: LED Array DC 200 mA - 7,5W - 595 lm - 2700K/CRI 90 / 7,5W - 635 lm - 3000K/CRI 90



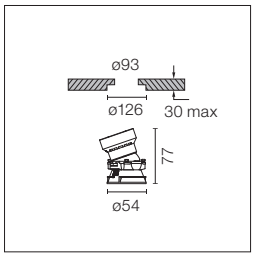



LED Einbauleuchte. Ohne Netzgerät. Remote-Netzteil zur Anbringung an einer zugänglichen Stelle.

Recessed luminaire with LED light source. Power supply not included. Remote power supply to be installed in an accessible place.

Empfohlene Netzgeräte / Recommended power supply*:

Non Dimmable	60.9160
Dimmable 0-10V	60.9483
Dimmable Dali	60.9604
Mains Dimming	60.9421
Casambi	60.9392 + DALI/1-10V Driver

* Siehe Treiberkapitel / Refer to the Drivers chapter

2700K

☐ 05.7312.B1

49° FLOOD

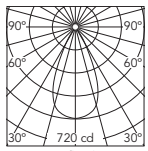

Luminous flux luminaire
496 lm (EXTREME CUT OFF)

Beam Angle: 49°

h(m)	E(lx)	D(m)
1	720	0.91
2	180	1.83
3	80	2.74
4	45	3.66
5	29	4.57

3000K

☐ 05.7317.B1

49° FLOOD

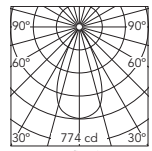

Luminous flux luminaire
532 lm (EXTREME CUT OFF)

Beam Angle: 49°

h(m)	E(lx)	D(m)
1	774	0.91
2	193	1.83
3	86	2.74
4	48	3.66
5	31	4.57

■ 05.7312.GL

49° FLOOD

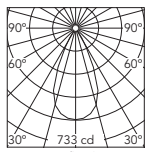

Luminous flux luminaire
476 lm (EXTREME CUT OFF)

Beam Angle: 49°

h(m)	E(lx)	D(m)
1	733	0.90
2	183	1.81
3	81	2.71
4	46	3.61
5	29	4.52

■ 05.7317.GL

49° FLOOD

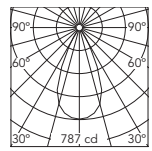

Luminous flux luminaire
511 lm (EXTREME CUT OFF)

Beam Angle: 49°

h(m)	E(lx)	D(m)
1	787	0.90
2	197	1.81
3	87	2.71
4	49	3.61
5	31	4.52

■ 05.7312.BU

49° FLOOD

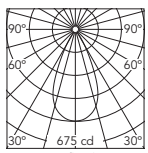

Luminous flux luminaire
431 lm (EXTREME CUT OFF)

Beam Angle: 49°

h(m)	E(lx)	D(m)
1	675	0.91
2	169	1.81
3	75	2.72
4	42	3.63
5	27	4.53

■ 05.7317.BU

49° FLOOD

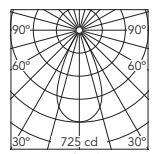

Luminous flux luminaire
463 lm (EXTREME CUT OFF)

Beam Angle: 49°

h(m)	E(lx)	D(m)
1	725	0.91
2	181	1.81
3	81	2.72
4	45	3.63
5	29	4.53

■ 05.7312.74

49° FLOOD

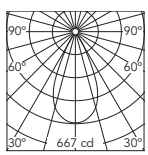

Luminous flux luminaire
416 lm (EXTREME CUT OFF)

Beam Angle: 49°

h(m)	E(lx)	D(m)
1	667	0.91
2	167	1.82
3	74	2.72
4	42	3.63
5	27	4.54

■ 05.7317.74

49° FLOOD

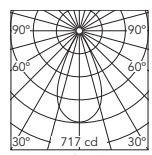

Luminous flux luminaire
447 lm (EXTREME CUT OFF)

Beam Angle: 49°

h(m)	E(lx)	D(m)
1	717	0.91
2	179	1.82
3	80	2.72
4	45	3.63
5	29	4.54

■ 05.7312.CU

49° FLOOD

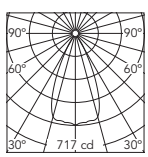

Luminous flux luminaire
472 lm (EXTREME CUT OFF)

Beam Angle: 49°

h(m)	E(lx)	D(m)
1	717	0.91
2	179	1.83
3	80	2.74
4	45	3.66
5	29	4.57

■ 05.7317.CU

49° FLOOD

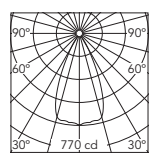

Luminous flux luminaire
507 lm (EXTREME CUT OFF)

Beam Angle: 49°

h(m)	E(lx)	D(m)
1	770	0.91
2	193	1.83
3	86	2.74
4	48	3.66
5	31	4.57

NEW

Kap Ø80/Kap Ø80 Plus - Fixed - Optic Spot

Light Source: Kap Ø80: LED Array DC 500 mA - 9,2W - 935 lm - 2700K/CRI 90 / 9,2W - 974 lm - 3000K/CRI 90
Kap Ø80 Plus: LED Array DC 700 mA - 13W - 1370 lm - 2700K/CRI 90 / 13W - 1460 lm - 3000K/CRI 90



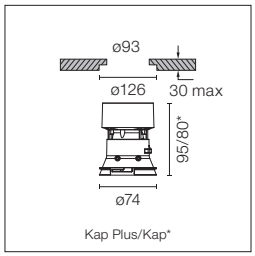

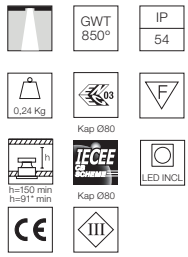

LED Einbauleuchte. Ohne Netzgerät. Diffusorlinse inbegriffen.

Recessed luminaire with LED light source. Power supply not included. Diffusing lens included.

Empfohlene Netzgeräte / Recommended power supply*:

	Kap Ø80	Kap Ø80 Plus
Non Dimmable	60.9160	60.9592
Dimmable 0/1-10V	60.9188	60.9188
Dimmable Dali 1	60.8847	60.8847
Dimmable Dali 2	60.9222	60.9222
Mains Dimming	60.9411	60.9467
Casambi	60.9207	60.9207

* Siehe Treiberkapitel / Refer to the Drivers chapter

2700K

Kap Ø80
☐ 03.4531.B1
Kap Ø80 Plus
☐ 05.7451.B1

19° SPOT

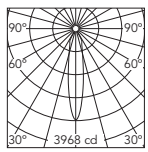

Luminous flux luminaire 1050 lm (EXTREME CUT OFF)

Beam Angle: 19°

h(m)	E(lx)	D(m)
1	3968	0.34
2	992	0.68
3	441	1.02
4	248	1.36
5	159	1.70

Kap Ø80
■ 03.4531.GL
Kap Ø80 Plus
■ 05.7451.GL

19° SPOT

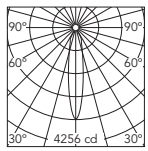

Luminous flux luminaire 1011 lm (EXTREME CUT OFF)

Beam Angle: 19°

h(m)	E(lx)	D(m)
1	4256	0.33
2	1064	0.67
3	473	1.00
4	266	1.33
5	170	1.66

Kap Ø80
■ 03.4531.BU
Kap Ø80 Plus
■ 05.7451.BU

19° SPOT

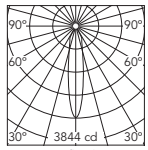

Luminous flux luminaire 948 lm (EXTREME CUT OFF)

Beam Angle: 19°

h(m)	E(lx)	D(m)
1	3844	0.34
2	961	0.68
3	427	1.02
4	240	1.36
5	154	1.70

Kap Ø80
■ 03.4531.74
Kap Ø80 Plus
■ 05.7451.74

19° SPOT

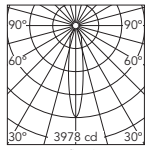

Luminous flux luminaire 929 lm (EXTREME CUT OFF)

Beam Angle: 19°

h(m)	E(lx)	D(m)
1	3978	0.33
2	994	0.66
3	442	0.99
4	249	1.31
5	159	1.64

Kap Ø80
■ 03.4531.CU
Kap Ø80 Plus
■ 05.7451.CU

22° SPOT



Luminous flux luminaire 1000 lm (EXTREME CUT OFF)
@Kap 80 Plus

Beam Angle: 22°

h(m)	E(lx)	D(m)
1	3979	0.40
2	995	0.79
3	442	1.19
4	249	1.58
5	159	1.98

3000K

Kap Ø80
☐ 03.4530.B1
Kap Ø80 Plus
☐ 05.7450.B1

19° SPOT

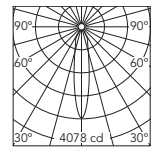

Luminous flux luminaire 1079 lm (EXTREME CUT OFF)

Beam Angle: 19°

h(m)	E(lx)	D(m)
1	4078	0.34
2	1019	0.68
3	453	1.02
4	255	1.36
5	163	1.70

Kap Ø80
■ 03.4530.GL
Kap Ø80 Plus
■ 05.7450.GL

19° SPOT

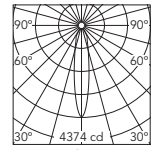

Luminous flux luminaire 1039 lm (EXTREME CUT OFF)

Beam Angle: 19°

h(m)	E(lx)	D(m)
1	4374	0.33
2	1093	0.67
3	486	1.00
4	273	1.33
5	175	1.66

Kap Ø80
■ 03.4530.BU
Kap Ø80 Plus
■ 05.7450.BU

19° SPOT

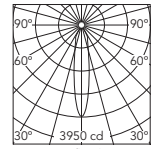

Luminous flux luminaire 974 lm (EXTREME CUT OFF)

Beam Angle: 19°

h(m)	E(lx)	D(m)
1	3950	0.34
2	988	0.68
3	439	1.02
4	247	1.36
5	158	1.70

Kap Ø80
■ 03.4530.74
Kap Ø80 Plus
■ 05.7450.74

19° SPOT

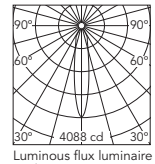

Luminous flux luminaire 955 lm (EXTREME CUT OFF)

Beam Angle: 19°

h(m)	E(lx)	D(m)
1	4088	0.33
2	1022	0.66
3	454	0.99
4	255	1.31
5	164	1.64

Kap Ø80
■ 03.4530.CU
Kap Ø80 Plus
■ 05.7450.CU

22° SPOT

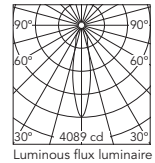

Luminous flux luminaire 1027 lm (EXTREME CUT OFF)
@Kap 80 Plus

Beam Angle: 22°

h(m)	E(lx)	D(m)
1	4089	0.40
2	1022	0.79
3	454	1.19
4	256	1.58
5	164	1.98

Kap Ø80 Fixed - Optic Spot - Dim To Warm

Light Source: LED Array DC 300mA - 13W - max 940lm - 1800K - 2850K/CRI 95 - Dim To Warm



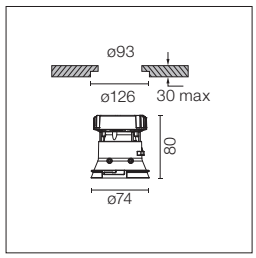

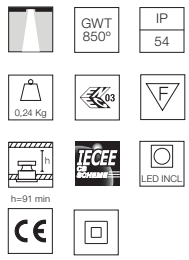

LED Einbauleuchte. 220-240V und dimmbares 1-10V Netzteil inklusive. Für Versionen mit 110-V-Geräten wenden Sie sich an das Frontoffice. Diffusorlinse inbegriffen.

Recessed luminaire with LED light source. 220-240V & dimmable 1-10V power supply included. For 110V PSU versions, please consult with the front office. Diffusing lens included.

1800K-2850K

03.4530.B1.LE

20° SPOT

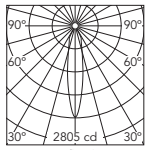

Luminous flux luminaire
740 lm (EXTREME CUT OFF)

Beam Angle: 20°

h(m)	E(lx)	D(m)
1	2805	0.35
2	701	0.69
3	312	1.04
4	175	1.39
5	112	1.74

03.4530.GL.LE

19° SPOT

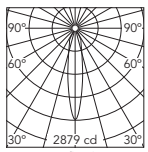

Luminous flux luminaire
696 lm (EXTREME CUT OFF)

Beam Angle: 19°

h(m)	E(lx)	D(m)
1	2879	0.33
2	720	0.67
3	320	1.00
4	180	1.33
5	115	1.67

03.4530.BU.LE

19° SPOT

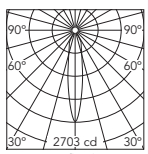

Luminous flux luminaire
644 lm (EXTREME CUT OFF)

Beam Angle: 19°

h(m)	E(lx)	D(m)
1	2703	0.33
2	676	0.66
3	300	0.99
4	169	1.32
5	108	1.65

03.4530.74.LE

19° SPOT

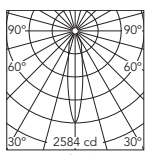

Luminous flux luminaire
632 lm (EXTREME CUT OFF)

Beam Angle: 19°

h(m)	E(lx)	D(m)
1	2584	0.34
2	646	0.68
3	287	1.02
4	161	1.35
5	103	1.69

03.4530.CU.LE

22° SPOT

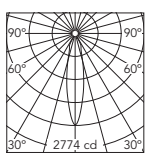

Luminous flux luminaire
697 lm (EXTREME CUT OFF)

Beam Angle: 22°

h(m)	E(lx)	D(m)
1	2774	0.38
2	693	0.76
3	308	1.14
4	173	1.53
5	111	1.91

NEW

Kap Ø80/Kap Ø80 Plus - Fixed - Optic Medium

Light Source: Kap Ø80: LED Array DC 500 mA - 9,2W - 935 lm - 2700K/CRI 90 / 9,2W - 974 lm - 3000K/CRI 90
Kap Ø80 Plus: LED Array DC 700 mA - 13W - 1370 lm - 2700K/CRI 90 / 13W - 1460 lm - 3000K/CRI 90



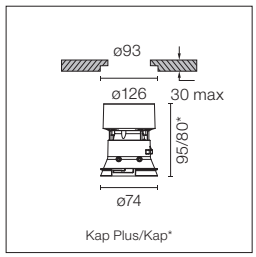

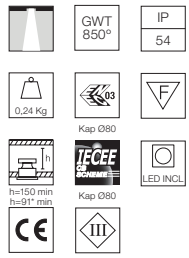

LED Einbauleuchte. Ohne Netzgerät. Diffusorlinse inbegriffen.

Recessed luminaire with LED light source. Power supply not included. Diffusing lens included.

Empfohlene Netzgeräte / Recommended power supply*:

	Kap Ø80	Kap Ø80 Plus
Non Dimmable	60.9160	60.9592
Dimmable 0/1-10V	60.9188	60.9188
Dimmable Dali 1	60.8847	60.8847
Dimmable Dali 2	60.9222	60.9222
Mains Dimming	60.9411	60.9467
Casambi	60.9207	60.9207

* Siehe Treiberkapitel / Refer to the Drivers chapter

2700K

Kap Ø80
☐ 03.4181.B1
Kap Ø80 Plus
☐ 05.7411.B1

26° MEDIUM

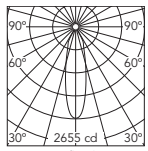

Luminous flux luminaire
896 lm (EXTREME CUT OFF)

Beam Angle: 26°

h(m)	E(lx)	D(m)
1	2655	0.46
2	664	0.92
3	295	1.39
4	166	1.85
5	106	2.31

Kap Ø80
03.4181.GL
Kap Ø80 Plus
05.7411.GL

26° MEDIUM

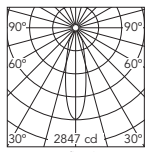

Luminous flux luminaire
879 lm (EXTREME CUT OFF)

Beam Angle: 26°

h(m)	E(lx)	D(m)
1	2847	0.46
2	712	0.92
3	316	1.38
4	178	1.84
5	114	2.30

Kap Ø80
03.4181.BU
Kap Ø80 Plus
05.7411.BU

26° MEDIUM

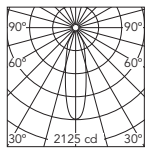

Luminous flux luminaire
704 lm (EXTREME CUT OFF)

Beam Angle: 26°

h(m)	E(lx)	D(m)
1	2125	0.47
2	531	0.93
3	236	1.40
4	133	1.87
5	85	2.34

Kap Ø80
03.4181.74
Kap Ø80 Plus
05.7411.74

25° MEDIUM

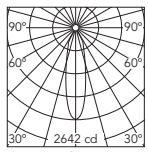

Luminous flux luminaire
800 lm (EXTREME CUT OFF)

Beam Angle: 25°

h(m)	E(lx)	D(m)
1	2642	0.45
2	661	0.89
3	294	1.34
4	165	1.79
5	106	2.23

Kap Ø80
03.4181.CU
Kap Ø80 Plus
05.7411.CU

29° MEDIUM

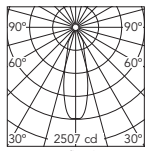

Luminous flux luminaire
845 lm (EXTREME CUT OFF)
@Kap 80 Plus

Beam Angle: 29°

h(m)	E(lx)	D(m)
1	2507	0.51
2	627	1.03
3	279	1.54
4	157	2.05
5	100	2.57

3000K

Kap Ø80
☐ 03.4180.B1
Kap Ø80 Plus
☐ 05.7410.B1

26° MEDIUM

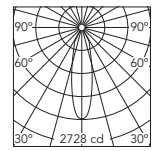

Luminous flux luminaire
921 lm (EXTREME CUT OFF)

Beam Angle: 26°

h(m)	E(lx)	D(m)
1	2728	0.46
2	682	0.92
3	303	1.39
4	170	1.85
5	109	2.31

Kap Ø80
03.4180.GL
Kap Ø80 Plus
05.7410.GL

26° MEDIUM

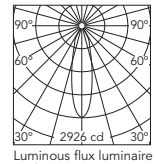

Luminous flux luminaire
903 lm (EXTREME CUT OFF)

Beam Angle: 26°

h(m)	E(lx)	D(m)
1	2926	0.46
2	731	0.92
3	325	1.38
4	183	1.84
5	117	2.30

Kap Ø80
03.4180.BU
Kap Ø80 Plus
05.7410.BU

26° MEDIUM

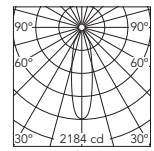

Luminous flux luminaire
724 lm (EXTREME CUT OFF)

Beam Angle: 26°

h(m)	E(lx)	D(m)
1	2184	0.47
2	546	0.93
3	243	1.40
4	137	1.87
5	87	2.34

Kap Ø80
03.4180.74
Kap Ø80 Plus
05.7410.74

25° MEDIUM

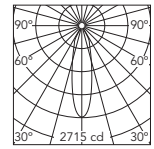

Luminous flux luminaire
822 lm (EXTREME CUT OFF)

Beam Angle: 25°

h(m)	E(lx)	D(m)
1	2715	0.45
2	679	0.89
3	302	1.34
4	170	1.79
5	109	2.23

Kap Ø80
03.4180.CU
Kap Ø80 Plus
05.7410.CU

29° MEDIUM

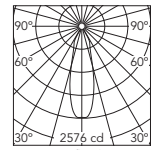

Luminous flux luminaire
869 lm (EXTREME CUT OFF)
@Kap 80 Plus

Beam Angle: 29°

h(m)	E(lx)	D(m)
1	2576	0.51
2	644	1.03
3	286	1.54
4	161	2.05
5	103	2.57

Kap Ø80 Fixed - Optic Medium - Dim To Warm

Light Source: LED Array DC 300mA - 13W - max 940lm - 1800K - 2850K/CRI 95 - Dim To Warm



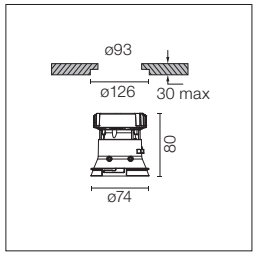

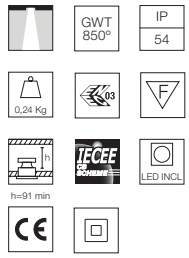

LED Einbauleuchte. 220-240V und dimmbares 1-10V Netzteil inklusive. Für Versionen mit 110-V-Geräten wenden Sie sich an das Frontoffice. Diffusorlinse inbegriffen.

Recessed luminaire with LED light source. 220-240V & dimmable 1-10V power supply included. For 110V PSU versions, please consult with the front office. Diffusing lens included.

1800K-2850K

03.4180.B1.LE



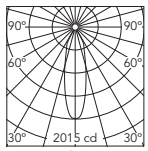

Luminous flux luminaire
735 lm (EXTREME CUT OFF)

Beam Angle: 27°

h(m)	E(lx)	D(m)
1	2015	0.49
2	504	0.98
3	224	1.46
4	126	1.95
5	81	2.44

03.4180.GL.LE



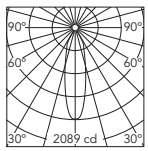

Luminous flux luminaire
705 lm (EXTREME CUT OFF)

Beam Angle: 27°

h(m)	E(lx)	D(m)
1	2089	0.47
2	522	0.95
3	232	1.42
4	131	1.89
5	84	2.37

03.4180.BU.LE



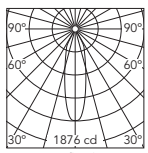

Luminous flux luminaire
641 lm (EXTREME CUT OFF)

Beam Angle: 27°

h(m)	E(lx)	D(m)
1	1876	0.48
2	469	0.96
3	208	1.44
4	117	1.92
5	75	2.40

03.4180.74.LE



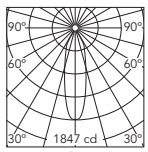

Luminous flux luminaire
637 lm (EXTREME CUT OFF)

Beam Angle: 28°

h(m)	E(lx)	D(m)
1	1847	0.49
2	462	0.98
3	205	1.47
4	115	1.96
5	74	2.45

03.4180.CU.LE



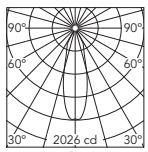

Luminous flux luminaire
698 lm (EXTREME CUT OFF)

Beam Angle: 29°

h(m)	E(lx)	D(m)
1	2026	0.52
2	506	1.04
3	225	1.56
4	127	2.09
5	81	2.61

NEW

Kap Ø80/Kap Ø80 Plus - Fixed - Optic Flood

Light Source: Kap Ø80: LED Array DC 500 mA - 9,2W - 935 lm - 2700K/CRI 90 / 9,2W - 974 lm - 3000K/CRI 90
Kap Ø80 Plus: LED Array DC 700 mA - 13W - 1370 lm - 2700K/CRI 90 / 13W - 1460 lm - 3000K/CRI 90



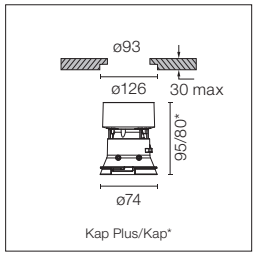

GWT 850° | IP 54 | 0,24 Kg | Kap Ø80 | F | h=150 min h=91° min | Kap Ø80 | LED INCL | CE | III

LED Einbauleuchte. Ohne Netzgerät. Diffusorlinse inbegriffen.

Recessed luminaire with LED light source. Power supply not included. Diffusing lens included.

Empfohlene Netzgeräte / Recommended power supply*:

	Kap Ø80	Kap Ø80 Plus
Non Dimmable	60.9160	60.9592
Dimmable 0/1-10V	60.9188	60.9188
Dimmable Dali 1	60.8847	60.8847
Dimmable Dali 2	60.9222	60.9222
Mains Dimming	60.9411	60.9467
Casambi	60.9207	60.9207

* Siehe Treiberkapitel / Refer to the Drivers chapter

2700K

Kap Ø80
☐ 03.4533.B1
Kap Ø80 Plus
☐ 05.7453.B1

50° FLOOD

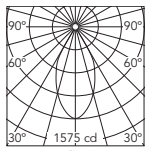

Luminous flux luminaire 1017 lm (EXTREME CUT OFF)

Beam Angle: 50°

h(m)	E(lx)	D(m)
1	1575	0.93
2	394	1.86
3	175	2.79
4	98	3.72
5	63	4.65

Kap Ø80
☐ 03.4533.GL
Kap Ø80 Plus
☐ 05.7453.GL

45° FLOOD

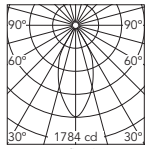

Luminous flux luminaire 976 lm (EXTREME CUT OFF)

Beam Angle: 45°

h(m)	E(lx)	D(m)
1	1784	0.83
2	446	1.66
3	198	2.48
4	111	3.31
5	71	4.14

Kap Ø80
☐ 03.4533.BU
Kap Ø80 Plus
☐ 05.7453.BU

53° FLOOD

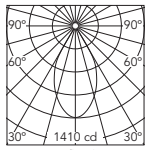

Luminous flux luminaire 895 lm (EXTREME CUT OFF)

Beam Angle: 53°

h(m)	E(lx)	D(m)
1	1410	1.00
2	352	2.01
3	157	3.01
4	88	4.02
5	56	5.02

Kap Ø80
☐ 03.4533.74
Kap Ø80 Plus
☐ 05.7453.74

50° FLOOD

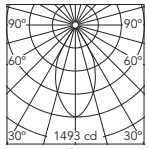

Luminous flux luminaire 885 lm (EXTREME CUT OFF)

Beam Angle: 50°

h(m)	E(lx)	D(m)
1	1493	0.94
2	373	1.89
3	166	2.83
4	93	3.77
5	60	4.72

Kap Ø80
☐ 03.4533.CU
Kap Ø80 Plus
☐ 05.7453.CU

45° FLOOD

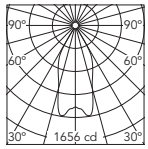

Luminous flux luminaire 960 lm (EXTREME CUT OFF)
@Kap 80 Plus

Beam Angle: 45°

h(m)	E(lx)	D(m)
1	1656	0.83
2	414	1.66
3	184	2.49
4	103	3.32
5	66	4.14

3000K

Kap Ø80
☐ 03.4532.B1
Kap Ø80 Plus
☐ 05.7452.B1

50° FLOOD

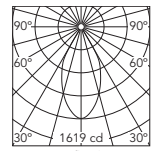

Luminous flux luminaire 1045 lm (EXTREME CUT OFF)

Beam Angle: 50°

h(m)	E(lx)	D(m)
1	1619	0.93
2	405	1.86
3	180	2.79
4	101	3.72
5	65	4.65

Kap Ø80
☐ 03.4532.GL
Kap Ø80 Plus
☐ 05.7452.GL

45° FLOOD

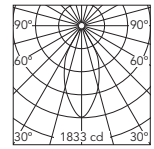

Luminous flux luminaire 1003 lm (EXTREME CUT OFF)

Beam Angle: 45°

h(m)	E(lx)	D(m)
1	1833	0.83
2	458	1.66
3	204	2.48
4	115	3.31
5	73	4.14

Kap Ø80
☐ 03.4532.BU
Kap Ø80 Plus
☐ 05.7452.BU

53° FLOOD

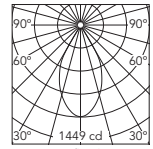

Luminous flux luminaire 920 lm (EXTREME CUT OFF)

Beam Angle: 53°

h(m)	E(lx)	D(m)
1	1449	1.00
2	362	2.01
3	161	3.01
4	91	4.02
5	58	5.02

Kap Ø80
☐ 03.4532.74
Kap Ø80 Plus
☐ 05.7452.74

50° FLOOD

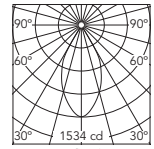

Luminous flux luminaire 909 lm (EXTREME CUT OFF)

Beam Angle: 50°

h(m)	E(lx)	D(m)
1	1534	0.94
2	384	1.89
3	170	2.83
4	96	3.77
5	61	4.72

Kap Ø80
☐ 03.4532.CU
Kap Ø80 Plus
☐ 05.7452.CU

45° FLOOD

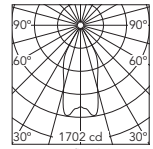

Luminous flux luminaire 987 lm (EXTREME CUT OFF)
@Kap 80 Plus

Beam Angle: 45°

h(m)	E(lx)	D(m)
1	1702	0.83
2	425	1.66
3	189	2.49
4	106	3.32
5	68	4.14

Kap Ø80 Fixed - Optic Flood - Dim To Warm

Light Source: LED Array DC 300mA - 13W - max 940lm - 1800K - 2850K/CRI 95 - Dim To Warm



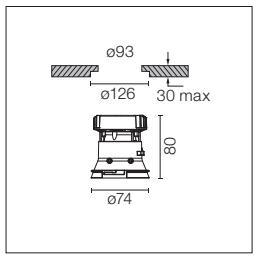

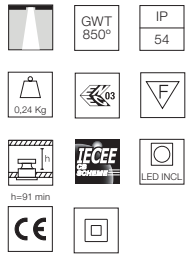

LED Einbauleuchte. 220-240V und dimmbares 1-10V Netzteil inklusive. Für Versionen mit 110-V-Geräten wenden Sie sich an das Frontoffice. Diffusorlinse inbegriffen.

Recessed luminaire with LED light source. 220-240V & dimmable 1-10V power supply included. For 110V PSU versions, please consult with the front office. Diffusing lens included.

1800K-2850K

03.4532.B1.LE



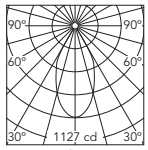

Luminous flux luminaire
729 lm (EXTREME CUT OFF)

Beam Angle: 49°

h(m)	E(lx)	D(m)
1	1127	0.92
2	282	1.83
3	125	2.75
4	70	3.67
5	45	4.59

03.4532.GL.LE



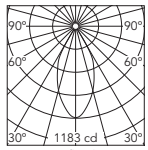

Luminous flux luminaire
690 lm (EXTREME CUT OFF)

Beam Angle: 47°

h(m)	E(lx)	D(m)
1	1183	0.87
2	296	1.75
3	131	2.62
4	74	3.50
5	47	4.37

03.4532.BU.LE



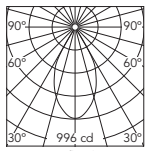

Luminous flux luminaire
631 lm (EXTREME CUT OFF)

Beam Angle: 53°

h(m)	E(lx)	D(m)
1	996	1.00
2	249	1.99
3	111	2.99
4	62	3.98
5	40	4.98

03.4532.74.LE



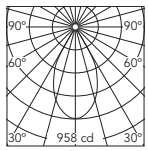

Luminous flux luminaire
622 lm (EXTREME CUT OFF)

Beam Angle: 54°

h(m)	E(lx)	D(m)
1	958	1.02
2	239	2.04
3	106	3.06
4	60	4.09
5	38	5.11

03.4532.CU.LE



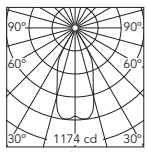

Luminous flux luminaire
694 lm (EXTREME CUT OFF)

Beam Angle: 46°

h(m)	E(lx)	D(m)
1	1174	0.86
2	293	1.71
3	130	2.57
4	73	3.42
5	47	4.28

NEW

Kap 80/Kap 80 Plus Square - Fixed - Optic Spot

Light Source: Kap 80: LED Array DC 500 mA - 9,2W - 935 lm - 2700K/CRI 90 / 9,2W - 974 lm - 3000K/CRI 90
Kap 80 Plus: LED Array DC 700 mA - 13W - 1370 lm - 2700K/CRI 90 / 13W - 1460 lm - 3000K/CRI 90



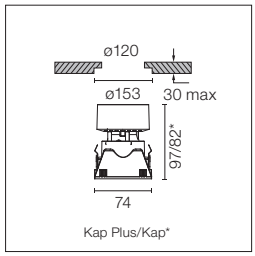

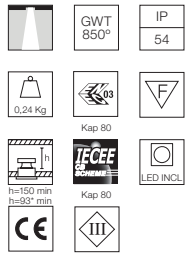

LED Einbauleuchte. Ohne Netzgerät. Diffusorlinse inbegriffen.

Recessed luminaire with LED light source. Power supply not included. Diffusing lens included.

Empfohlene Netzgeräte / Recommended power supply*:

	Kap Ø80	Kap Ø80 Plus
Non Dimmable	60.9160	60.9592
Dimmable 0/1-10V	60.9188	60.9188
Dimmable Dali 1	60.8847	60.8847
Dimmable Dali 2	60.9222	60.9222
Mains Dimming	60.9411	60.9467
Casambi	60.9207	60.9207

* Siehe Treiberkapitel / Refer to the Drivers chapter

2700K

Kap 80
☐ 03.4535.B1
Kap 80 Plus
☐ 05.7455.B1

18° SPOT

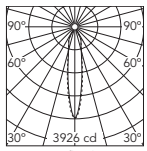

Luminous flux luminaire 1096 lm (EXTREME CUT OFF)

Beam Angle: 18°

h(m)	E(lx)	D(m)
1	3926	0.31
2	981	0.62
3	436	0.94
4	245	1.25
5	157	1.56

Kap 80
■ 03.4535.GL
Kap 80 Plus
■ 05.7455.GL

18° SPOT

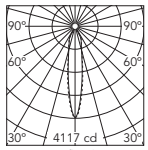

Luminous flux luminaire 1083 lm (EXTREME CUT OFF)

Beam Angle: 18°

h(m)	E(lx)	D(m)
1	4117	0.31
2	1029	0.63
3	457	0.94
4	257	1.26
5	165	1.57

Kap 80
■ 03.4535.BU
Kap 80 Plus
■ 05.7455.BU

18° SPOT

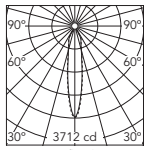

Luminous flux luminaire 979 lm (EXTREME CUT OFF)

Beam Angle: 18°

h(m)	E(lx)	D(m)
1	3712	0.32
2	928	0.64
3	412	0.96
4	232	1.28
5	148	1.60

Kap 80
■ 03.4535.74
Kap 80 Plus
■ 05.7455.74

17° SPOT

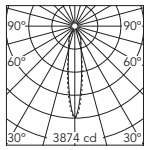

Luminous flux luminaire 989 lm (EXTREME CUT OFF)

Beam Angle: 17°

h(m)	E(lx)	D(m)
1	3874	0.30
2	969	0.60
3	430	0.90
4	242	1.20
5	155	1.50

Kap 80
■ 03.4535.CU
Kap 80 Plus
■ 05.7455.CU

18° SPOT

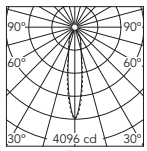

Luminous flux luminaire 1050 lm (EXTREME CUT OFF)
@Kap 80 Plus

Beam Angle: 18°

h(m)	E(lx)	D(m)
1	4096	0.31
2	1024	0.62
3	455	0.94
4	256	1.25
5	164	1.56

3000K

Kap 80
☐ 03.4534.B1
Kap 80 Plus
☐ 05.7454.B1

18° SPOT

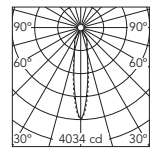

Luminous flux luminaire 1126 lm (EXTREME CUT OFF)

Beam Angle: 18°

h(m)	E(lx)	D(m)
1	4034	0.31
2	1009	0.62
3	448	0.94
4	252	1.25
5	161	1.56

Kap 80
■ 03.4534.GL
Kap 80 Plus
■ 05.7454.GL

18° SPOT

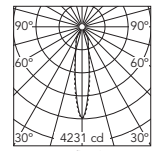

Luminous flux luminaire 1113 lm (EXTREME CUT OFF)

Beam Angle: 18°

h(m)	E(lx)	D(m)
1	4231	0.31
2	1058	0.63
3	470	0.94
4	264	1.26
5	169	1.57

Kap 80
■ 03.4534.BU
Kap 80 Plus
■ 05.7454.BU

18° SPOT

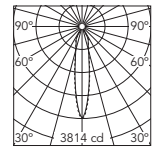

Luminous flux luminaire 1006 lm (EXTREME CUT OFF)

Beam Angle: 18°

h(m)	E(lx)	D(m)
1	3814	0.32
2	954	0.64
3	424	0.96
4	238	1.28
5	153	1.60

Kap 80
■ 03.4534.74
Kap 80 Plus
■ 05.7454.74

17° SPOT

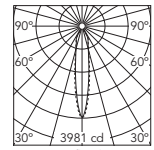

Luminous flux luminaire 1016 lm (EXTREME CUT OFF)

Beam Angle: 17°

h(m)	E(lx)	D(m)
1	3981	0.30
2	995	0.60
3	442	0.90
4	249	1.20
5	159	1.50

Kap 80
■ 03.4534.CU
Kap 80 Plus
■ 05.7454.CU

18° SPOT

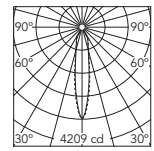

Luminous flux luminaire 1079 lm (EXTREME CUT OFF)
@Kap 80 Plus

Beam Angle: 18°

h(m)	E(lx)	D(m)
1	4209	0.31
2	1052	0.62
3	468	0.94
4	263	1.25
5	168	1.56

Kap 80 Square Fixed - Optic Spot - Dim To Warm

Light Source: LED Array DC 300mA - 13W - max 940lm - 1800K - 2850K/CRI 95 - Dim To Warm



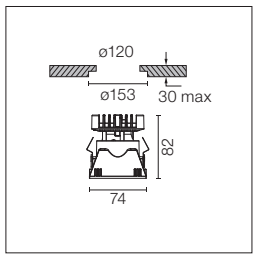

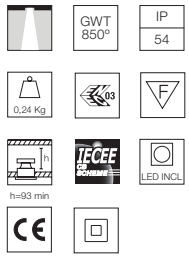

LED Einbauleuchte. 220-240V und dimmbares 1-10V Netzteil inklusive. Für Versionen mit 110-V-Geräten wenden Sie sich an das Frontoffice. Diffusorlinse inbegriffen.

Recessed luminaire with LED light source. 220-240V & dimmable 1-10V power supply included. For 110V PSU versions, please consult with the front office. Diffusing lens included.

1800K-2850K

☐ 03.4534.B1.LE



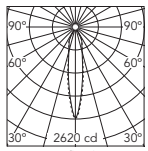

Luminous flux luminaire
753 lm (EXTREME CUT OFF)

Beam Angle: 18°

h(m)	E(lx)	D(m)
1	2620	0.32
2	655	0.64
3	291	0.96
4	164	1.28
5	105	1.60

■ 03.4534.GL.LE



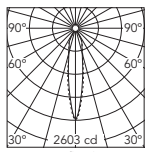

Luminous flux luminaire
719 lm (EXTREME CUT OFF)

Beam Angle: 18°

h(m)	E(lx)	D(m)
1	2603	0.32
2	651	0.64
3	289	0.96
4	163	1.28
5	104	1.60

■ 03.4534.BU.LE



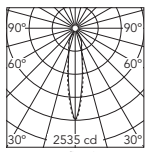

Luminous flux luminaire
676 lm (EXTREME CUT OFF)

Beam Angle: 18°

h(m)	E(lx)	D(m)
1	2535	0.31
2	634	0.63
3	282	0.94
4	158	1.26
5	101	1.57

■ 03.4534.74.LE



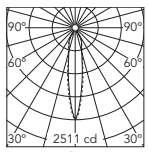

Luminous flux luminaire
667 lm (EXTREME CUT OFF)

Beam Angle: 18°

h(m)	E(lx)	D(m)
1	2511	0.31
2	628	0.63
3	279	0.94
4	157	1.25
5	100	1.57

■ 03.4534.CU.LE



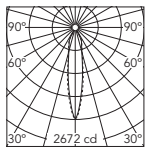

Luminous flux luminaire
715 lm (EXTREME CUT OFF)

Beam Angle: 18°

h(m)	E(lx)	D(m)
1	2672	0.32
2	668	0.64
3	297	0.96
4	167	1.29
5	107	1.61

NEW

Kap 80/Kap 80 Plus Square - Fixed - Optic Medium

Light Source: Kap 80: LED Array DC 500 mA - 9,2W - 935 lm - 2700K/CRI 90 / 9,2W - 974 lm - 3000K/CRI 90
Kap 80 Plus: LED Array DC 700 mA - 13W - 1370 lm - 2700K/CRI 90 / 13W - 1460 lm - 3000K/CRI 90



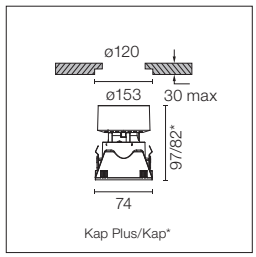

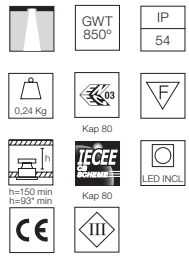

LED Einbauleuchte. Ohne Netzgerät. Diffusorlinse inbegriffen.

Recessed luminaire with LED light source. Power supply not included. Diffusing lens included.

Empfohlene Netzgeräte / Recommended power supply*:

	Kap Ø80	Kap Ø80 Plus
Non Dimmable	60.9160	60.9592
Dimmable 0/1-10V	60.9188	60.9188
Dimmable Dali 1	60.8847	60.8847
Dimmable Dali 2	60.9222	60.9222
Mains Dimming	60.9411	60.9467
Casambi	60.9207	60.9207

* Siehe Treiberkapitel / Refer to the Drivers chapter

2700K

Kap 80
☐ 03.4183.B1
Kap 80 Plus
☐ 05.7413.B1

25° MEDIUM

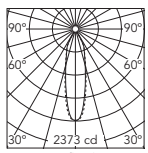

Luminous flux luminaire
910 lm (EXTREME CUT OFF)

Beam Angle: 25°

h(m)	E(lx)	D(m)
1	2373	0.45
2	593	0.90
3	264	1.34
4	148	1.79
5	95	2.24

Kap 80
☐ 03.4183.GL
Kap 80 Plus
☐ 05.7413.GL

25° MEDIUM

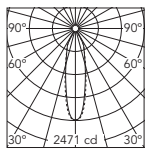

Luminous flux luminaire
887 lm (EXTREME CUT OFF)

Beam Angle: 25°

h(m)	E(lx)	D(m)
1	2471	0.45
2	618	0.90
3	275	1.34
4	154	1.79
5	99	2.24

Kap 80
☐ 03.4183.BU
Kap 80 Plus
☐ 05.7413.BU

26° MEDIUM

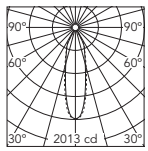

Luminous flux luminaire
741 lm (EXTREME CUT OFF)

Beam Angle: 26°

h(m)	E(lx)	D(m)
1	2013	0.45
2	503	0.91
3	224	1.36
4	126	1.82
5	81	2.27

Kap 80
☐ 03.4183.74
Kap 80 Plus
☐ 05.7413.74

25° MEDIUM

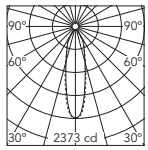

Luminous flux luminaire
827 lm (EXTREME CUT OFF)

Beam Angle: 25°

h(m)	E(lx)	D(m)
1	2373	0.44
2	593	0.88
3	264	1.32
4	148	1.76
5	95	2.20

Kap 80
☐ 03.4183.CU
Kap 80 Plus
☐ 05.7413.CU

25° MEDIUM

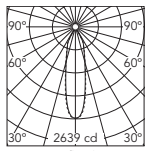

Luminous flux luminaire
945 lm (EXTREME CUT OFF)
@Kap 80 Plus

Beam Angle: 25°

h(m)	E(lx)	D(m)
1	2639	0.44
2	660	0.88
3	293	1.32
4	165	1.75
5	106	2.19

3000K

Kap 80
☐ 03.4182.B1
Kap 80 Plus
☐ 05.7412.B1

25° MEDIUM

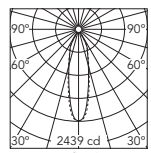

Luminous flux luminaire
935 lm (EXTREME CUT OFF)

Beam Angle: 25°

h(m)	E(lx)	D(m)
1	2439	0.45
2	610	0.90
3	271	1.34
4	152	1.79
5	98	2.24

Kap 80
☐ 03.4182.GL
Kap 80 Plus
☐ 05.7412.GL

25° MEDIUM

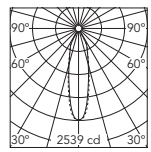

Luminous flux luminaire
911 lm (EXTREME CUT OFF)

Beam Angle: 25°

h(m)	E(lx)	D(m)
1	2539	0.45
2	635	0.90
3	282	1.34
4	159	1.79
5	102	2.24

Kap 80
☐ 03.4182.BU
Kap 80 Plus
☐ 05.7412.BU

26° MEDIUM

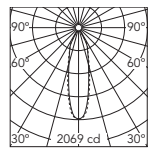

Luminous flux luminaire
762 lm (EXTREME CUT OFF)

Beam Angle: 26°

h(m)	E(lx)	D(m)
1	2069	0.45
2	517	0.91
3	230	1.36
4	129	1.82
5	83	2.27

Kap 80
☐ 03.4182.74
Kap 80 Plus
☐ 05.7412.74

25° MEDIUM

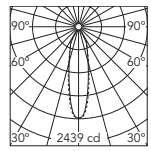

Luminous flux luminaire
850 lm (EXTREME CUT OFF)

Beam Angle: 25°

h(m)	E(lx)	D(m)
1	2439	0.44
2	610	0.88
3	271	1.32
4	152	1.76
5	98	2.20

Kap 80
☐ 03.4182.CU
Kap 80 Plus
☐ 05.7412.CU

25° MEDIUM

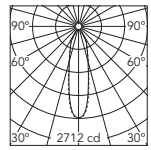

Luminous flux luminaire
971 lm (EXTREME CUT OFF)
@Kap 80 Plus

Beam Angle: 25°

h(m)	E(lx)	D(m)
1	2712	0.44
2	678	0.88
3	301	1.32
4	169	1.75
5	108	2.19

Kap 80 Square Fixed - Optic Medium - Dim To Warm

Light Source: LED Array DC 300mA - 13W - max 940lm - 1800K - 2850K/CRI 95 - Dim To Warm



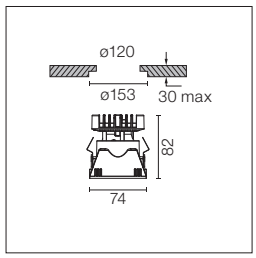

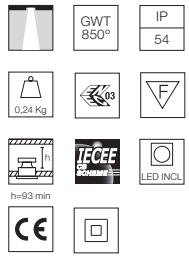

LED Einbauleuchte. 220-240V und dimmbares 1-10V Netzteil inklusive. Für Versionen mit 110-V-Geräten wenden Sie sich an das Frontoffice. Diffusorlinse inbegriffen.

Recessed luminaire with LED light source. 220-240V & dimmable 1-10V power supply included. For 110V PSU versions, please consult with the front office.. Diffusing lens included.

1800K-2850K

03.4182.B1.LE

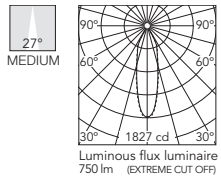

Luminous flux luminaire
750 lm (EXTREME CUT OFF)

Beam Angle: 27°

h(m)	E(lx)	D(m)
1	1827	0.48
2	457	0.96
3	203	1.45
4	114	1.93
5	73	2.41

03.4182.GL.LE

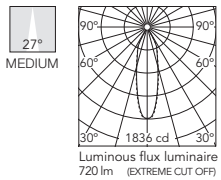

Luminous flux luminaire
720 lm (EXTREME CUT OFF)

Beam Angle: 27°

h(m)	E(lx)	D(m)
1	1836	0.49
2	459	0.98
3	204	1.47
4	115	1.95
5	73	2.44

03.4182.BU.LE

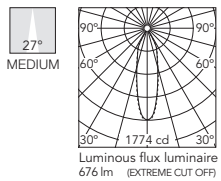

Luminous flux luminaire
676 lm (EXTREME CUT OFF)

Beam Angle: 27°

h(m)	E(lx)	D(m)
1	1774	0.48
2	444	0.96
3	197	1.44
4	111	1.92
5	71	2.40

03.4182.74.LE

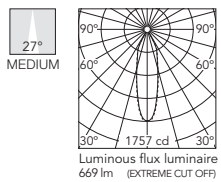

Luminous flux luminaire
669 lm (EXTREME CUT OFF)

Beam Angle: 27°

h(m)	E(lx)	D(m)
1	1757	0.48
2	439	0.96
3	195	1.44
4	110	1.93
5	70	2.41

03.4182.CU.LE

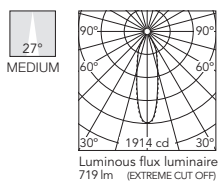

Luminous flux luminaire
719 lm (EXTREME CUT OFF)

Beam Angle: 27°

h(m)	E(lx)	D(m)
1	1914	0.48
2	478	0.95
3	213	1.43
4	120	1.90
5	77	2.38

NEW

Kap 80/Kap 80 Plus Square - Fixed - Optic Flood

Light Source: Kap 80: LED Array DC 500 mA - 9,2W - 935 lm - 2700K/CRI 90 / 9,2W - 974 lm - 3000K/CRI 90
Kap 80 Plus: LED Array DC 700 mA - 13W - 1370 lm - 2700K/CRI 90 / 13W - 1460 lm - 3000K/CRI 90



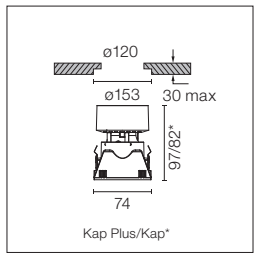

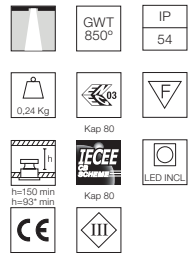

LED Einbauleuchte. Ohne Netzgerät. Diffusorlinse inbegriffen.

Recessed luminaire with LED light source. Power supply not included. Diffusing lens included.

Empfohlene Netzgeräte / Recommended power supply*:

	Kap Ø80	Kap Ø80 Plus
Non Dimmable	60.9160	60.9592
Dimmable 0/1-10V	60.9188	60.9188
Dimmable Dali 1	60.8847	60.8847
Dimmable Dali 2	60.9222	60.9222
Mains Dimming	60.9411	60.9467
Casambi	60.9207	60.9207

* Siehe Treiberkapitel / Refer to the Drivers chapter

2700K

Kap 80
☐ 03.4537.B1
Kap 80 Plus
☐ 05.7457.B1

55° FLOOD

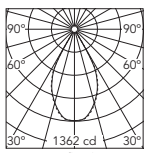

Luminous flux luminaire
1069 lm (EXTREME CUT OFF)

Beam Angle:	55°	
h(m)	E(lx)	D(m)
1	1362	1.03
2	340	2.07
3	151	3.10
4	85	4.14
5	54	5.17

Kap 80
■ 03.4537.GL
Kap 80 Plus
■ 05.7457.GL

53° FLOOD

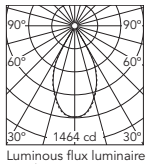

Luminous flux luminaire
1041 lm (EXTREME CUT OFF)

Beam Angle:	53°	
h(m)	E(lx)	D(m)
1	1464	1.00
2	366	2.00
3	163	3.00
4	92	4.00
5	59	5.01

Kap 80
■ 03.4537.BU
Kap 80 Plus
■ 05.7457.BU

55° FLOOD

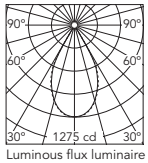

Luminous flux luminaire
947 lm (EXTREME CUT OFF)

Beam Angle:	55°	
h(m)	E(lx)	D(m)
1	1275	1.04
2	319	2.09
3	142	3.13
4	80	4.18
5	51	5.22

Kap 80
■ 03.4537.74
Kap 80 Plus
■ 05.7457.74

55° FLOOD



Luminous flux luminaire
947 lm (EXTREME CUT OFF)

Beam Angle:	55°	
h(m)	E(lx)	D(m)
1	1262	1.05
2	315	2.10
3	140	3.16
4	79	4.21
5	50	5.26

Kap 80
■ 03.4537.CU
Kap 80 Plus
■ 05.7457.CU

52° FLOOD

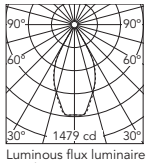

Luminous flux luminaire
1013 lm (EXTREME CUT OFF)
@Kap 80 Plus

Beam Angle:	52°	
h(m)	E(lx)	D(m)
1	1479	0.97
2	370	1.93
3	164	2.90
4	92	3.87
5	59	4.84

3000K

Kap 80
☐ 03.4536.B1
Kap 80 Plus
☐ 05.7456.B1

55° FLOOD

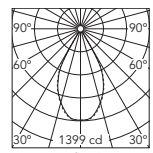

Luminous flux luminaire
1099 lm (EXTREME CUT OFF)

Beam Angle:	55°	
h(m)	E(lx)	D(m)
1	1399	1.03
2	350	2.07
3	155	3.10
4	87	4.14
5	56	5.17

Kap 80
■ 03.4536.GL
Kap 80 Plus
■ 05.7456.GL

53° FLOOD

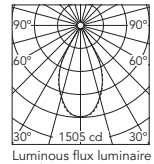

Luminous flux luminaire
1070 lm (EXTREME CUT OFF)

Beam Angle:	53°	
h(m)	E(lx)	D(m)
1	1505	1.00
2	376	2.00
3	167	3.00
4	94	4.00
5	60	5.01

Kap 80
■ 03.4536.BU
Kap 80 Plus
■ 05.7456.BU

55° FLOOD

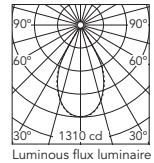

Luminous flux luminaire
973 lm (EXTREME CUT OFF)

Beam Angle:	55°	
h(m)	E(lx)	D(m)
1	1310	1.04
2	327	2.09
3	146	3.13
4	82	4.18
5	52	5.22

Kap 80
■ 03.4536.74
Kap 80 Plus
■ 05.7456.74

55° FLOOD

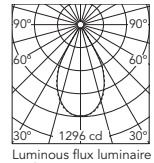

Luminous flux luminaire
973 lm (EXTREME CUT OFF)

Beam Angle:	55°	
h(m)	E(lx)	D(m)
1	1296	1.05
2	324	2.10
3	144	3.16
4	81	4.21
5	52	5.26

Kap 80
■ 03.4536.CU
Kap 80 Plus
■ 05.7456.CU

52° FLOOD

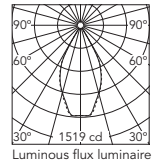

Luminous flux luminaire
1041 lm (EXTREME CUT OFF)
@Kap 80 Plus

Beam Angle:	52°	
h(m)	E(lx)	D(m)
1	1519	0.97
2	380	1.93
3	169	2.90
4	95	3.87
5	61	4.84

Kap 80 Square Fixed - Optic Flood - Dim To Warm

Light Source: LED Array DC 300mA - 13W - max 940lm - 1800K - 2850K/CRI 95 - Dim To Warm



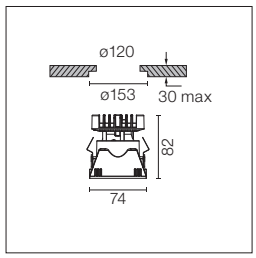

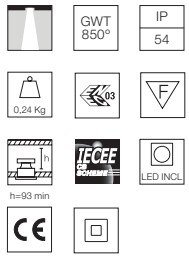

LED Einbauleuchte. 220-240V und dimmbares 1-10V Netzteil inklusive. Für Versionen mit 110-V-Geräten wenden Sie sich an das Frontoffice. Diffusorlinse inbegriffen.

Recessed luminaire with LED light source. 220-240V & dimmable 1-10V power supply included. For 110V PSU versions, please consult with the front office. Diffusing lens included.

1800K-2850K

03.4536.B1.LE



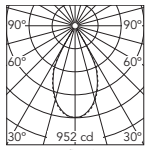

Luminous flux luminaire
736 lm (EXTREME CUT OFF)

Beam Angle: 54°

h(m)	E(lx)	D(m)
1	952	1.02
2	238	2.04
3	106	3.06
4	59	4.08
5	38	5.10

03.4536.GL.LE



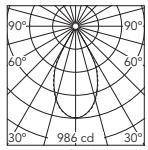

Luminous flux luminaire
715 lm (EXTREME CUT OFF)

Beam Angle: 53°

h(m)	E(lx)	D(m)
1	986	1.00
2	247	2.01
3	110	3.01
4	62	4.01
5	39	5.02

03.4536.BU.LE



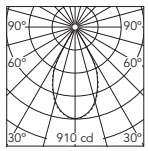

Luminous flux luminaire
661 lm (EXTREME CUT OFF)

Beam Angle: 54°

h(m)	E(lx)	D(m)
1	910	1.02
2	227	2.05
3	101	3.07
4	57	4.09
5	36	5.12

03.4536.74.LE



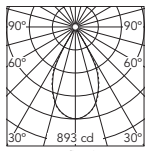

Luminous flux luminaire
659 lm (EXTREME CUT OFF)

Beam Angle: 54°

h(m)	E(lx)	D(m)
1	893	1.03
2	223	2.05
3	99	3.08
4	56	4.11
5	36	5.14

03.4536.CU.LE



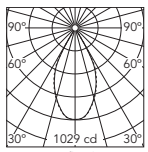

Luminous flux luminaire
703 lm (EXTREME CUT OFF)

Beam Angle: 52°

h(m)	E(lx)	D(m)
1	1029	0.97
2	257	1.94
3	114	2.92
4	64	3.89
5	41	4.86

Kap Ø80 Fixed

Light Source: QR-CBC 51 GX5.3 - max 50W (LED Retrofit Compatible*)



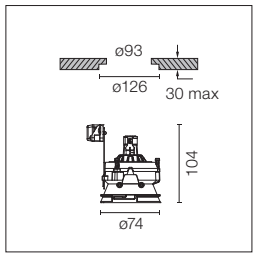

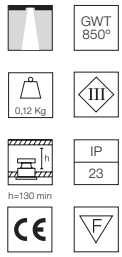

Einbauleuchte für 12V lampe.
Separater Transformator nicht inbegriffen.
Objektivzubehör nicht erhältlich.

Recessed 12V lamp luminaire.
Remote transformer not included.
Not suitable for lens accessories.

- 03.4228.B1
- 03.4228.GL
- 03.4228.BU
- 03.4228.74
- 03.4228.CU

Kap 80 Square Fixed

Light Source: QR-CBC 51 GX5.3 - max 50W (LED Retrofit Compatible*)



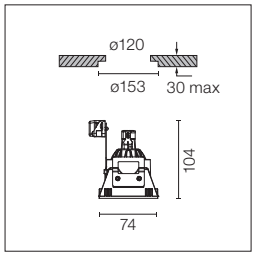

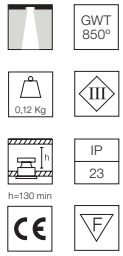

Einbauleuchte für 12V lampe.
Separater Transformator nicht inbegriffen.
Objektivzubehör nicht erhältlich.

Recessed 12V lamp luminaire.
Remote transformer not included.
Not suitable for lens accessories.

- 03.4226.B1
- 03.4226.GL
- 03.4226.BU
- 03.4226.74
- 03.4226.CU

Kap Ø80 Fixed

Light Source: PAR 16 GZ10 - max 50W (LED Retrofit Compatible*)



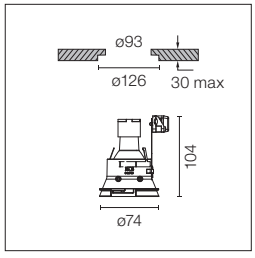

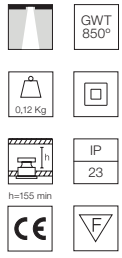

Einbauleuchte für Netzspannung.
Objektivzubehör nicht erhältlich.

Recessed luminaire with main voltage source.
Not suitable for lens accessories.

- 03.4229.B1
- 03.4229.GL
- 03.4229.BU
- 03.4229.74
- 03.4229.CU

Kap 80 Square Fixed

Light Source: PAR 16 GZ10 - max 50W (LED Retrofit Compatible*)



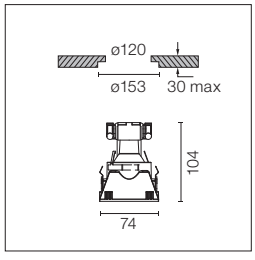

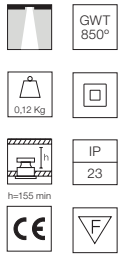

Einbauleuchte für Netzspannung.
Objektivzubehör nicht erhältlich.

Recessed luminaire with main voltage source.
Not suitable for lens accessories.

- 03.4227.B1
- 03.4227.GL
- 03.4227.BU
- 03.4227.74
- 03.4227.CU

* Kontaktieren Sie uns bitte, um eine Liste kompatibler Retrofit-LED-Glühbirnen zu erhalten / Please get in touch with us for compatible LED Retrofit bulb list.

Kap Ø80/Kap Ø80 Plus - Adjustable - Optic Spot

Light Source: Kap Ø80: LED Array DC 500 mA - 9,2W - 935 lm - 2700K/CRI 90 / 9,2W - 974 lm - 3000K/CRI 90
Kap Ø80 Plus: LED Array DC 700 mA - 13W - 1370 lm - 2700K/CRI 90 / 13W - 1460 lm - 3000K/CRI 90



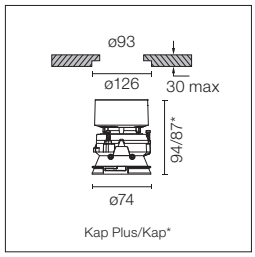

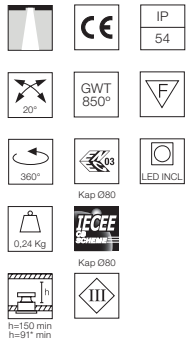

LED Einbauleuchte. Ohne Netzgerät. Diffusorlinse inbegriffen.

Recessed luminaire with LED light source. Power supply not included. Diffusing lens included.

Empfohlene Netzgeräte / Recommended power supply*:

	Kap Ø80	Kap Ø80 Plus
Non Dimmable	60.9160	60.9592
Dimmable 0/1-10V	60.9188	60.9188
Dimmable Dali 1	60.8847	60.8847
Dimmable Dali 2	60.9222	60.9222
Mains Dimming	60.9411	60.9467
Casambi	60.9207	60.9207

* Siehe Treiberkapitel / Refer to the Drivers chapter

2700K

Kap Ø80
☐ 03.4539.B1
Kap Ø80 Plus
☐ 05.7459.B1

19° SPOT

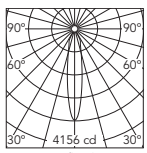

Luminous flux luminaire
1040 lm (EXTREME CUT OFF)

Beam Angle: 19°

h(m)	E(lx)	D(m)
1	4156	0.33
2	1039	0.66
3	462	0.99
4	260	1.33
5	166	1.66

3000K

Kap Ø80
☐ 03.4538.B1
Kap Ø80 Plus
☐ 05.7458.B1

19° SPOT

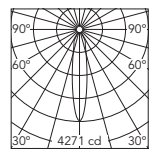

Luminous flux luminaire
1069 lm (EXTREME CUT OFF)

Beam Angle: 19°

h(m)	E(lx)	D(m)
1	4271	0.33
2	1068	0.66
3	475	0.99
4	267	1.33
5	171	1.66

Kap Ø80
■ 03.4539.GL
Kap Ø80 Plus
■ 05.7459.GL

19° SPOT

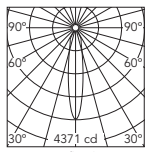

Luminous flux luminaire
1026 lm (EXTREME CUT OFF)

Beam Angle: 19°

h(m)	E(lx)	D(m)
1	4371	0.33
2	1093	0.66
3	486	0.99
4	273	1.32
5	175	1.65

Kap Ø80
■ 03.4538.GL
Kap Ø80 Plus
■ 05.7458.GL

19° SPOT

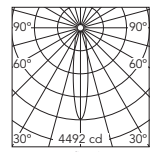

Luminous flux luminaire
1054 lm (EXTREME CUT OFF)

Beam Angle: 19°

h(m)	E(lx)	D(m)
1	4492	0.33
2	1123	0.66
3	499	0.99
4	281	1.32
5	180	1.65

Kap Ø80
■ 03.4539.BU
Kap Ø80 Plus
■ 05.7459.BU

18° SPOT

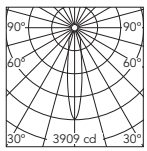

Luminous flux luminaire
923 lm (EXTREME CUT OFF)

Beam Angle: 18°

h(m)	E(lx)	D(m)
1	3909	0.32
2	977	0.65
3	434	0.97
4	244	1.30
5	156	1.62

Kap Ø80
■ 03.4538.BU
Kap Ø80 Plus
■ 05.7458.BU

18° SPOT

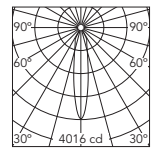

Luminous flux luminaire
949 lm (EXTREME CUT OFF)

Beam Angle: 18°

h(m)	E(lx)	D(m)
1	4016	0.32
2	1004	0.65
3	446	0.97
4	251	1.30
5	161	1.62

Kap Ø80
■ 03.4539.74
Kap Ø80 Plus
■ 05.7459.74

18° SPOT

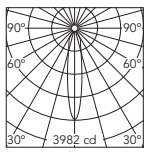

Luminous flux luminaire
932 lm (EXTREME CUT OFF)

Beam Angle: 18°

h(m)	E(lx)	D(m)
1	3982	0.32
2	996	0.65
3	442	0.97
4	249	1.30
5	159	1.62

Kap Ø80
■ 03.4538.74
Kap Ø80 Plus
■ 05.7458.74

18° SPOT

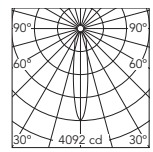

Luminous flux luminaire
957 lm (EXTREME CUT OFF)

Beam Angle: 18°

h(m)	E(lx)	D(m)
1	4092	0.32
2	1023	0.65
3	455	0.97
4	256	1.30
5	164	1.62

Kap Ø80
■ 03.4539.CU
Kap Ø80 Plus
■ 05.7459.CU

21° SPOT

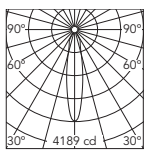

Luminous flux luminaire
1009 lm (EXTREME CUT OFF)
@Kap 80 Plus

Beam Angle: 21°

h(m)	E(lx)	D(m)
1	4189	0.36
2	1047	0.72
3	465	1.09
4	262	1.45
5	168	1.81

Kap Ø80
■ 03.4538.CU
Kap Ø80 Plus
■ 05.7458.CU

21° SPOT

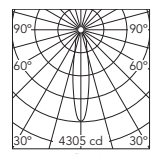

Luminous flux luminaire
1037 lm (EXTREME CUT OFF)
@Kap 80 Plus

Beam Angle: 21°

h(m)	E(lx)	D(m)
1	4305	0.36
2	1076	0.72
3	478	1.09
4	269	1.45
5	172	1.81

Kap Ø80 Adjustable - Optic Spot - Dim To Warm

Light Source: LED Array DC 300mA - 13W - max 940lm - 1800K - 2850K/CRI 95 - Dim To Warm



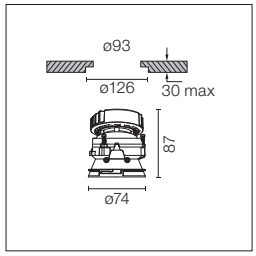

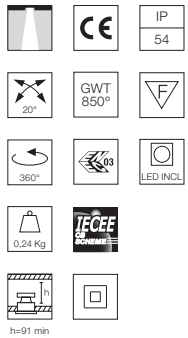

LED Einbauleuchte. 220-240V und dimmbares 1-10V Netzteil inklusive. Für Versionen mit 110-V-Geräten wenden Sie sich an das Frontoffice. Diffusorlinse inbegriffen.

Recessed luminaire with LED light source. 220-240V & dimmable 1-10V power supply included. For 110V PSU versions, please consult with the front office. Diffusing lens included.

1800K-2850K

☐ 03.4538.B1.LE



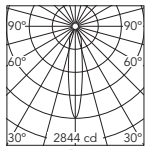

Luminous flux luminaire
716 lm (EXTREME CUT OFF)

Beam Angle: 18°

h(m)	E(lx)	D(m)
1	2844	0.31
2	711	0.63
3	316	0.94
4	178	1.25
5	114	1.56

03.4538.GL.LE



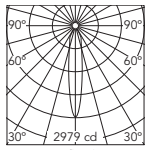

Luminous flux luminaire
684 lm (EXTREME CUT OFF)

Beam Angle: 17°

h(m)	E(lx)	D(m)
1	2979	0.30
2	745	0.61
3	331	0.91
4	186	1.21
5	119	1.52

03.4538.BU.LE



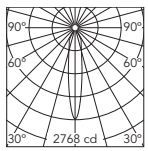

Luminous flux luminaire
639 lm (EXTREME CUT OFF)

Beam Angle: 17°

h(m)	E(lx)	D(m)
1	2768	0.31
2	692	0.61
3	308	0.92
4	173	1.22
5	111	1.53

03.4538.74.LE



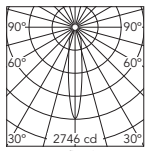

Luminous flux luminaire
630 lm (EXTREME CUT OFF)

Beam Angle: 17°

h(m)	E(lx)	D(m)
1	2746	0.31
2	687	0.61
3	305	0.92
4	172	1.22
5	110	1.53

03.4538.CU.LE



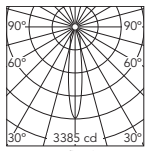

Luminous flux luminaire
680 lm (EXTREME CUT OFF)

Beam Angle: 17°

h(m)	E(lx)	D(m)
1	3385	0.30
2	846	0.60
3	376	0.90
4	212	1.20
5	135	1.50

Kap Ø80/Kap Ø80 Plus - Adjustable - Optic Medium

Light Source: Kap Ø80: LED Array DC 500 mA - 9,2W - 935 lm - 2700K/CRI 90 / 9,2W - 974 lm - 3000K/CRI 90
Kap Ø80 Plus: LED Array DC 700 mA - 13W - 1370 lm - 2700K/CRI 90 / 13W - 1460 lm - 3000K/CRI 90



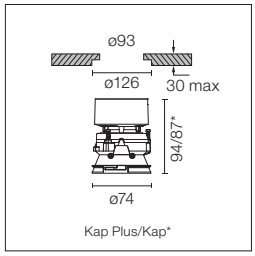

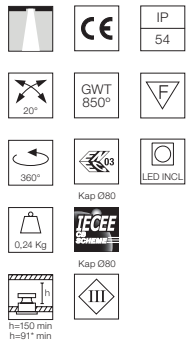

LED Einbauleuchte. Ohne Netzgerät. Diffusorlinse inbegriffen.

Recessed luminaire with LED light source. Power supply not included. Diffusing lens included.

Empfohlene Netzgeräte / Recommended power supply*:

	Kap Ø80	Kap Ø80 Plus
Non Dimmable	60.9160	60.9592
Dimmable 0/1-10V	60.9188	60.9188
Dimmable Dali 1	60.8847	60.8847
Dimmable Dali 2	60.9222	60.9222
Mains Dimming	60.9411	60.9467
Casambi	60.9207	60.9207

* Siehe Treiberkapitel / Refer to the Drivers chapter

2700K

Kap Ø80
☐ 03.4185.B1
Kap Ø80 Plus
☐ 05.7415.B1

26° MEDIUM

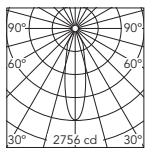

Luminous flux luminaire
982 lm (EXTREME CUT OFF)

Beam Angle: 26°

h(m)	E(lx)	D(m)
1	2756	0.47
2	689	0.93
3	306	1.40
4	172	1.87
5	110	2.33

Kap Ø80
03.4185.GL
Kap Ø80 Plus
05.7415.GL

26° MEDIUM

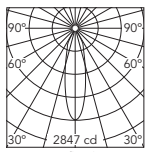

Luminous flux luminaire
922 lm (EXTREME CUT OFF)

Beam Angle: 26°

h(m)	E(lx)	D(m)
1	2847	0.46
2	712	0.93
3	316	1.39
4	178	1.85
5	114	2.32

Kap Ø80
03.4185.BU
Kap Ø80 Plus
05.7415.BU

26° MEDIUM

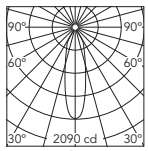

Luminous flux luminaire
703 lm (EXTREME CUT OFF)

Beam Angle: 26°

h(m)	E(lx)	D(m)
1	2090	0.47
2	522	0.94
3	232	1.40
4	131	1.87
5	84	2.34

Kap Ø80
03.4185.74
Kap Ø80 Plus
05.7415.74

27° MEDIUM

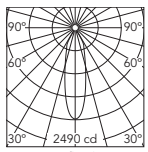

Luminous flux luminaire
831 lm (EXTREME CUT OFF)

Beam Angle: 27°

h(m)	E(lx)	D(m)
1	2490	0.47
2	622	0.95
3	277	1.42
4	156	1.89
5	100	2.37

Kap Ø80
03.4185.CU
Kap Ø80 Plus
05.7415.CU

26° MEDIUM

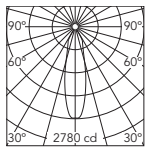

Luminous flux luminaire
871 lm (EXTREME CUT OFF)
@Kap 80 Plus

Beam Angle: 26°

h(m)	E(lx)	D(m)
1	2780	0.47
2	695	0.93
3	309	1.40
4	174	1.86
5	111	2.33

3000K

Kap Ø80
☐ 03.4184.B1
Kap Ø80 Plus
☐ 05.7414.B1

26° MEDIUM

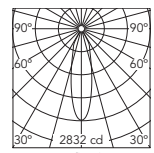

Luminous flux luminaire
1009 lm (EXTREME CUT OFF)

Beam Angle: 26°

h(m)	E(lx)	D(m)
1	2832	0.47
2	708	0.93
3	315	1.40
4	177	1.87
5	113	2.33

Kap Ø80
03.4184.GL
Kap Ø80 Plus
05.7414.GL

26° MEDIUM

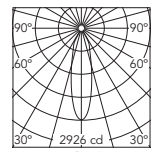

Luminous flux luminaire
947 lm (EXTREME CUT OFF)

Beam Angle: 26°

h(m)	E(lx)	D(m)
1	2926	0.46
2	731	0.93
3	325	1.39
4	183	1.85
5	117	2.32

Kap Ø80
03.4184.BU
Kap Ø80 Plus
05.7414.BU

26° MEDIUM

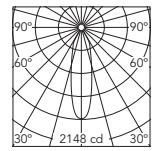

Luminous flux luminaire
723 lm (EXTREME CUT OFF)

Beam Angle: 26°

h(m)	E(lx)	D(m)
1	2148	0.47
2	537	0.94
3	239	1.40
4	134	1.87
5	86	2.34

Kap Ø80
03.4184.74
Kap Ø80 Plus
05.7414.74

27° MEDIUM

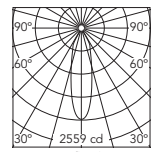

Luminous flux luminaire
854 lm (EXTREME CUT OFF)

Beam Angle: 27°

h(m)	E(lx)	D(m)
1	2559	0.47
2	640	0.95
3	284	1.42
4	160	1.89
5	102	2.37

Kap Ø80
03.4184.CU
Kap Ø80 Plus
05.7414.CU

26° MEDIUM

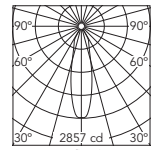

Luminous flux luminaire
895 lm (EXTREME CUT OFF)
@Kap 80 Plus

Beam Angle: 26°

h(m)	E(lx)	D(m)
1	2857	0.47
2	714	0.93
3	317	1.40
4	179	1.86
5	114	2.33

Kap Ø80 Adjustable - Optic Medium - Dim To Warm

Light Source: LED Array DC 300mA - 13W - max 940lm - 1800K - 2850K/CRI 95 - Dim To Warm



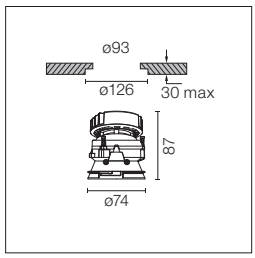



LED Einbauleuchte. 220-240V und dimmbares 1-10V Netzteil inklusive. Für Versionen mit 110-V-Geräten wenden Sie sich an das Frontoffice. Diffusorlinse inbegriffen.

Recessed luminaire with LED light source. 220-240V & dimmable 1-10V power supply included. For 110V PSU versions, please consult with the front office. Diffusing lens included.

1800K-2850K

☐ 03.4184.B1.LE

27°
MEDIUM

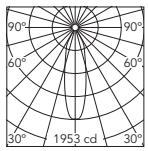

Luminous flux luminaire
722 lm (EXTREME CUT OFF)

Beam Angle: 27°

h(m)	E(lx)	D(m)
1	1953	0.48
2	488	0.97
3	217	1.45
4	122	1.94
5	78	2.42

03.4184.GL.LE

26°
MEDIUM

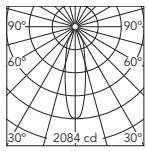

Luminous flux luminaire
695 lm (EXTREME CUT OFF)

Beam Angle: 26°

h(m)	E(lx)	D(m)
1	2084	0.46
2	521	0.92
3	232	1.38
4	130	1.85
5	83	2.31

03.4184.BU.LE

28°
MEDIUM

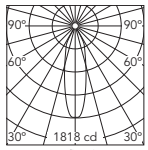

Luminous flux luminaire
630 lm (EXTREME CUT OFF)

Beam Angle: 28°

h(m)	E(lx)	D(m)
1	1818	0.49
2	454	0.98
3	202	1.47
4	114	1.96
5	73	2.45

03.4184.74.LE

28°
MEDIUM

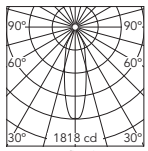

Luminous flux luminaire
631 lm (EXTREME CUT OFF)

Beam Angle: 28°

h(m)	E(lx)	D(m)
1	1818	0.49
2	455	0.99
3	202	1.48
4	114	1.97
5	73	2.46

03.4184.CU.LE

22°
MEDIUM

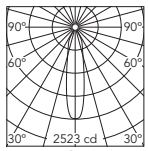

Luminous flux luminaire
683 lm (EXTREME CUT OFF)

Beam Angle: 22°

h(m)	E(lx)	D(m)
1	2523	0.39
2	631	0.78
3	280	1.17
4	158	1.56
5	101	1.95

Kap Ø80/Kap Ø80 Plus - Adjustable - Optic Flood

Light Source: Kap Ø80: LED Array DC 500 mA - 9,2W - 935 lm - 2700K/CRI 90 / 9,2W - 974 lm - 3000K/CRI 90
Kap Ø80 Plus: LED Array DC 700 mA - 13W - 1370 lm - 2700K/CRI 90 / 13W - 1460 lm - 3000K/CRI 90



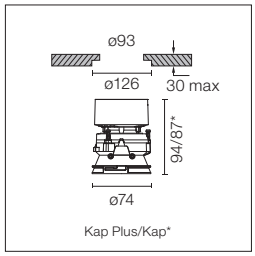

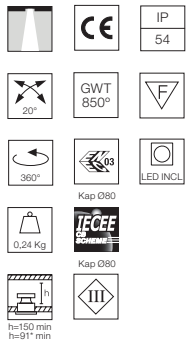

LED Einbauleuchte. Ohne Netzgerät. **Fast&Perfect** Vorinstallationsrahmen. Muss separat bestellt werden. Diffusorlinse inbegriffen.

Recessed luminaire with LED light source. Power supply not included. Diffusing lens included.

Empfohlene Netzgeräte / Recommended power supply*:

	Kap Ø80	Kap Ø80 Plus
Non Dimmable	60.9160	60.9592
Dimmable 0/1-10V	60.9188	60.9188
Dimmable Dali 1	60.8847	60.8847
Dimmable Dali 2	60.9222	60.9222
Mains Dimming	60.9411	60.9467
Casambi	60.9207	60.9207

* Siehe Treiberkapitel / Refer to the Drivers chapter

2700K

Kap Ø80
03.4541.B1
Kap Ø80 Plus
05.7461.B1

50° FLOOD

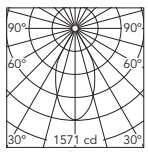

Luminous flux luminaire
1017 lm (EXTREME CUT OFF)

Beam Angle: 50°

h(m)	E(lx)	D(m)
1	1571	0.94
2	393	1.89
3	175	2.83
4	98	3.77
5	63	4.71

Kap Ø80
03.4541.GL
Kap Ø80 Plus
05.7461.GL

45° FLOOD

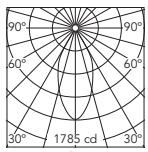

Luminous flux luminaire
987 lm (EXTREME CUT OFF)

Beam Angle: 45°

h(m)	E(lx)	D(m)
1	1785	0.83
2	446	1.67
3	198	2.50
4	112	3.34
5	71	4.17

Kap Ø80
03.4541.BU
Kap Ø80 Plus
05.7461.BU

54° FLOOD

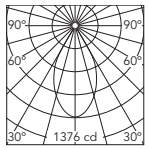

Luminous flux luminaire
882 lm (EXTREME CUT OFF)

Beam Angle: 54°

h(m)	E(lx)	D(m)
1	1376	1.01
2	344	2.03
3	153	3.04
4	86	4.05
5	55	5.07

Kap Ø80
03.4541.74
Kap Ø80 Plus
05.7461.74

55° FLOOD

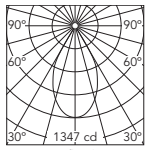

Luminous flux luminaire
884 lm (EXTREME CUT OFF)

Beam Angle: 55°

h(m)	E(lx)	D(m)
1	1347	1.04
2	337	2.08
3	150	3.12
4	84	4.16
5	54	5.20

Kap Ø80
03.4541.CU
Kap Ø80 Plus
05.7461.CU

46° FLOOD

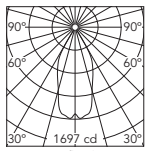

Luminous flux luminaire
970 lm (EXTREME CUT OFF)
@Kap 80 Plus

Beam Angle: 46°

h(m)	E(lx)	D(m)
1	1697	0.85
2	424	1.70
3	189	2.55
4	106	3.40
5	68	4.26

3000K

Kap Ø80
03.4540.B1
Kap Ø80 Plus
05.7460.B1

50° FLOOD

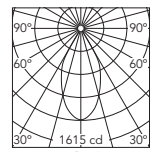

Luminous flux luminaire
1045 lm (EXTREME CUT OFF)

Beam Angle: 50°

h(m)	E(lx)	D(m)
1	1615	0.94
2	404	1.89
3	179	2.83
4	101	3.77
5	65	4.71

Kap Ø80
03.4540.GL
Kap Ø80 Plus
05.7460.GL

45° FLOOD

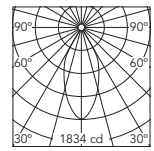

Luminous flux luminaire
1014 lm (EXTREME CUT OFF)

Beam Angle: 45°

h(m)	E(lx)	D(m)
1	1834	0.83
2	458	1.67
3	204	2.50
4	115	3.34
5	73	4.17

Kap Ø80
03.4540.BU
Kap Ø80 Plus
05.7460.BU

54° FLOOD

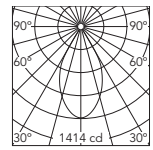

Luminous flux luminaire
906 lm (EXTREME CUT OFF)

Beam Angle: 54°

h(m)	E(lx)	D(m)
1	1414	1.01
2	353	2.03
3	157	3.04
4	88	4.05
5	57	5.07

Kap Ø80
03.4540.74
Kap Ø80 Plus
05.7460.74

55° FLOOD

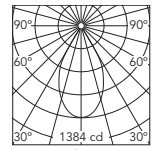

Luminous flux luminaire
909 lm (EXTREME CUT OFF)

Beam Angle: 55°

h(m)	E(lx)	D(m)
1	1384	1.04
2	346	2.08
3	154	3.12
4	87	4.16
5	55	5.20

Kap Ø80
03.4540.CU
Kap Ø80 Plus
05.7460.CU

46° FLOOD

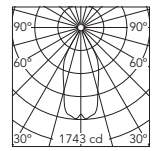

Luminous flux luminaire
996 lm (EXTREME CUT OFF)
@Kap 80 Plus

Beam Angle: 46°

h(m)	E(lx)	D(m)
1	1743	0.85
2	436	1.70
3	194	2.55
4	109	3.40
5	70	4.26

Kap Ø80 Adjustable - Optic Flood - Dim To Warm

Light Source: LED Array DC 300mA - 13W - max 940lm - 1800K - 2850K/CRI 95 - Dim To Warm



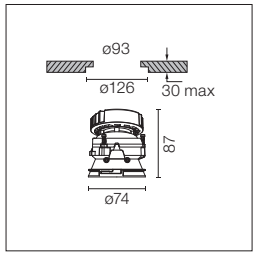



LED Einbauleuchte. 220-240V und dimmbares 1-10V Netzteil inklusive. Für Versionen mit 110-V-Geräten wenden Sie sich an das Frontoffice. Diffusorlinse inbegriffen.

Recessed luminaire with LED light source. 220-240V & dimmable 1-10V power supply included. For 110V PSU versions, please consult with the front office. Diffusing lens included.

1800K-2850K

03.4540.B1.LE



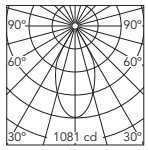

Luminous flux luminaire
707 lm (EXTREME CUT OFF)

Beam Angle: 51°

h(m)	E(lx)	D(m)
1	1081	0.94
2	270	1.89
3	120	2.83
4	68	3.78
5	43	4.72

03.4540.GL.LE



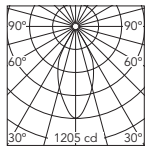

Luminous flux luminaire
677 lm (EXTREME CUT OFF)

Beam Angle: 46°

h(m)	E(lx)	D(m)
1	1205	0.85
2	301	1.71
3	134	2.56
4	75	3.41
5	48	4.26

03.4540.BU.LE



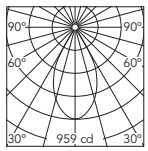

Luminous flux luminaire
619 lm (EXTREME CUT OFF)

Beam Angle: 54°

h(m)	E(lx)	D(m)
1	959	1.01
2	240	2.02
3	107	3.03
4	60	4.04
5	38	5.05

03.4540.74.LE



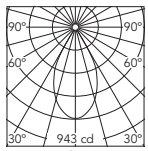

Luminous flux luminaire
608 lm (EXTREME CUT OFF)

Beam Angle: 54°

h(m)	E(lx)	D(m)
1	943	1.01
2	236	2.03
3	105	3.04
4	59	4.06
5	38	5.07

03.4540.CU.LE



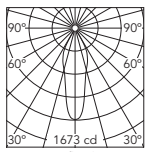

Luminous flux luminaire
663 lm (EXTREME CUT OFF)

Beam Angle: 27°

h(m)	E(lx)	D(m)
1	1673	0.49
2	418	0.97
3	186	1.46
4	105	1.94
5	67	2.43

Kap 80/Kap 80 Plus Square - Adjustable - Optic Spot

Light Source: Kap 80: LED Array DC 500 mA - 9,2W - 935 lm - 2700K/CRI 90 / 9,2W - 974 lm - 3000K/CRI 90
Kap 80 Plus: LED Array DC 700 mA - 13W - 1370 lm - 2700K/CRI 90 / 13W - 1460 lm - 3000K/CRI 90



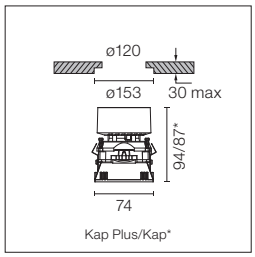

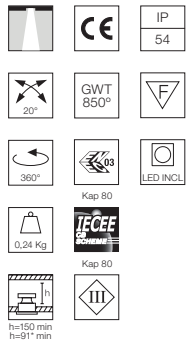

LED Einbauleuchte. Ohne Netzgerät. Diffusorlinse inbegriffen.

Recessed luminaire with LED light source. Power supply not included. Diffusing lens included.

Empfohlene Netzgeräte / Recommended power supply*:

	Kap Ø80	Kap Ø80 Plus
Non Dimmable	60.9160	60.9592
Dimmable 0/1-10V	60.9188	60.9188
Dimmable Dali 1	60.8847	60.8847
Dimmable Dali 2	60.9222	60.9222
Mains Dimming	60.9411	60.9467
Casambi	60.9207	60.9207

* Siehe Treiberkapitel / Refer to the Drivers chapter

2700K

Kap 80
☐ 03.4543.B1
Kap 80 Plus
☐ 05.7463.B1

18° SPOT

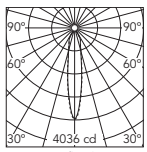

Luminous flux luminaire
1092 lm (EXTREME CUT OFF)

Beam Angle:	18°
h(m)	E(lx) D(m)
1	4036 0.31
2	1009 0.62
3	448 0.93
4	252 1.24
5	161 1.55

Kap 80
■ 03.4543.GL
Kap 80 Plus
■ 05.7463.GL

17° SPOT

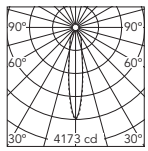

Luminous flux luminaire
1067 lm (EXTREME CUT OFF)

Beam Angle:	17°
h(m)	E(lx) D(m)
1	4173 0.31
2	1043 0.62
3	464 0.92
4	261 1.23
5	167 1.54

Kap 80
■ 03.4543.BU
Kap 80 Plus
■ 05.7463.BU

18° SPOT

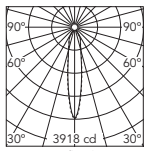

Luminous flux luminaire
997 lm (EXTREME CUT OFF)

Beam Angle:	18°
h(m)	E(lx) D(m)
1	3918 0.31
2	979 0.62
3	435 0.93
4	245 1.24
5	157 1.55

Kap 80
■ 03.4543.74
Kap 80 Plus
■ 05.7463.74

18° SPOT

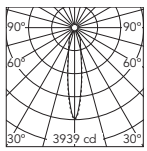

Luminous flux luminaire
997 lm (EXTREME CUT OFF)

Beam Angle:	18°
h(m)	E(lx) D(m)
1	3939 0.31
2	985 0.62
3	438 0.93
4	246 1.24
5	158 1.54

Kap 80
■ 03.4543.CU
Kap 80 Plus
■ 05.7463.CU

18° SPOT

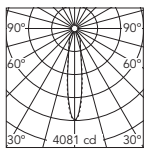

Luminous flux luminaire
1045 lm (EXTREME CUT OFF)
@Kap 80 Plus

Beam Angle:	18°
h(m)	E(lx) D(m)
1	4081 0.32
2	1020 0.63
3	453 0.95
4	255 1.26
5	163 1.58

3000K

Kap 80
☐ 03.4542.B1
Kap 80 Plus
☐ 05.7462.B1

18° SPOT

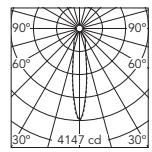

Luminous flux luminaire
1122 lm (EXTREME CUT OFF)

Beam Angle:	18°
h(m)	E(lx) D(m)
1	4147 0.31
2	1037 0.62
3	461 0.93
4	259 1.24
5	166 1.55

Kap 80
■ 03.4542.GL
Kap 80 Plus
■ 05.7462.GL

17° SPOT

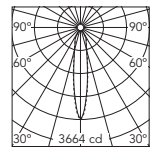

Luminous flux luminaire
937 lm (EXTREME CUT OFF)

Beam Angle:	17°
h(m)	E(lx) D(m)
1	3664 0.31
2	916 0.62
3	407 0.92
4	229 1.23
5	147 1.54

Kap 80
■ 03.4542.BU
Kap 80 Plus
■ 05.7462.BU

18° SPOT

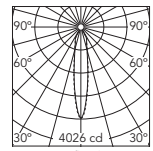

Luminous flux luminaire
1024 lm (EXTREME CUT OFF)

Beam Angle:	18°
h(m)	E(lx) D(m)
1	4026 0.31
2	1006 0.62
3	447 0.93
4	252 1.24
5	161 1.55

Kap 80
■ 03.4542.74
Kap 80 Plus
■ 05.7462.74

18° SPOT

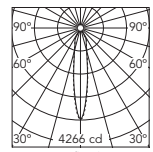

Luminous flux luminaire
1080 lm (EXTREME CUT OFF)

Beam Angle:	18°
h(m)	E(lx) D(m)
1	4266 0.31
2	1066 0.62
3	474 0.93
4	267 1.24
5	171 1.54

Kap 80
■ 03.4542.CU
Kap 80 Plus
■ 05.7462.CU

18° SPOT

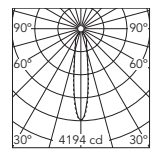

Luminous flux luminaire
1074 lm (EXTREME CUT OFF)
@Kap 80 Plus

Beam Angle:	18°
h(m)	E(lx) D(m)
1	4194 0.32
2	1049 0.63
3	466 0.95
4	262 1.26
5	168 1.58

Kap 80 Square Adjustable - Optic Spot - Dim To Warm

Light Source: LED Array DC 300mA - 13W - max 940lm - 1800K - 2850K/CRI 95 - Dim To Warm



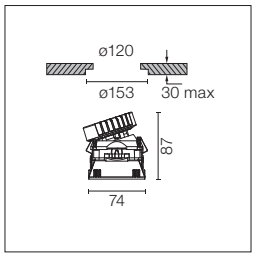



LED Einbauleuchte. 220-240V und dimmbares 1-10V Netzteil inklusive. Für Versionen mit 110-V-Geräten wenden Sie sich an das Frontoffice. Diffusorlinse inbegriffen.

Recessed luminaire with LED light source. 220-240V & dimmable 1-10V power supply included. For 110V PSU versions, please consult with the front office. Diffusing lens included.

1800K-2850K

☐ 03.4542.B1.LE



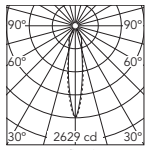

Luminous flux luminaire
754 lm (EXTREME CUT OFF)

Beam Angle: 18°

h(m)	E(lx)	D(m)
1	2629	0.31
2	657	0.63
3	292	0.94
4	164	1.26
5	105	1.57

03.4542.GL.LE



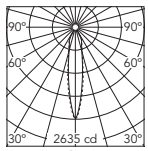

Luminous flux luminaire
728 lm (EXTREME CUT OFF)

Beam Angle: 18°

h(m)	E(lx)	D(m)
1	2635	0.32
2	659	0.63
3	293	0.95
4	165	1.26
5	105	1.58

03.4542.BU.LE



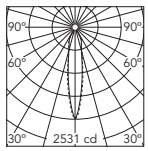

Luminous flux luminaire
684 lm (EXTREME CUT OFF)

Beam Angle: 18°

h(m)	E(lx)	D(m)
1	2531	0.31
2	633	0.63
3	281	0.94
4	158	1.26
5	101	1.57

03.4542.74.LE



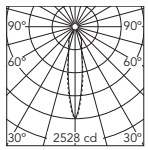

Luminous flux luminaire
685 lm (EXTREME CUT OFF)

Beam Angle: 18°

h(m)	E(lx)	D(m)
1	2528	0.31
2	632	0.63
3	281	0.94
4	158	1.25
5	101	1.57

03.4542.CU.LE



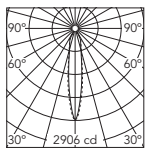

Luminous flux luminaire
721 lm (EXTREME CUT OFF)

Beam Angle: 17°

h(m)	E(lx)	D(m)
1	2906	0.30
2	726	0.59
3	323	0.89
4	182	1.18
5	116	1.48

Kap 80/Kap 80 Plus Square - Adjustable - Optic Medium

Light Source: Kap 80: LED Array DC 500 mA - 9,2W - 935 lm - 2700K/CRI 90 / 9,2W - 974 lm - 3000K/CRI 90
Kap 80 Plus: LED Array DC 700 mA - 13W - 1370 lm - 2700K/CRI 90 / 13W - 1460 lm - 3000K/CRI 90



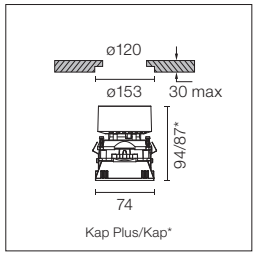

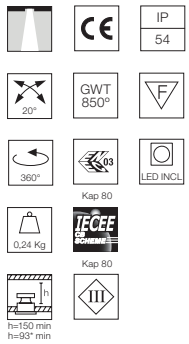

LED Einbauleuchte. Ohne Netzgerät. Diffusorlinse inbegriffen.

Recessed luminaire with LED light source. Power supply not included. Diffusing lens included.

Empfohlene Netzgeräte / Recommended power supply*:

	Kap Ø80	Kap Ø80 Plus
Non Dimmable	60.9160	60.9592
Dimmable 0/1-10V	60.9188	60.9188
Dimmable Dali 1	60.8847	60.8847
Dimmable Dali 2	60.9222	60.9222
Mains Dimming	60.9411	60.9467
Casambi	60.9207	60.9207

* Siehe Treiberkapitel / Refer to the Drivers chapter

2700K

Kap 80
☐ 03.4187.B1
Kap 80 Plus
☐ 05.7417.B1

25° MEDIUM

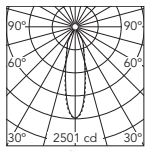

Luminous flux luminaire
932 lm (EXTREME CUT OFF)

Beam Angle: 25°		
h(m)	E(lx)	D(m)
1	2501	0.44
2	625	0.88
3	278	1.32
4	156	1.76
5	100	2.20

3000K

Kap 80
☐ 03.4186.B1
Kap 80 Plus
☐ 05.7416.B1

25° MEDIUM

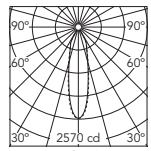

Luminous flux luminaire
958 lm (EXTREME CUT OFF)

Beam Angle: 25°		
h(m)	E(lx)	D(m)
1	2570	0.44
2	643	0.88
3	286	1.32
4	161	1.76
5	103	2.20

Kap 80
■ 03.4187.GL
Kap 80 Plus
■ 05.7417.GL

26° MEDIUM

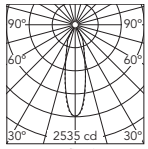

Luminous flux luminaire
901 lm (EXTREME CUT OFF)

Beam Angle: 26°		
h(m)	E(lx)	D(m)
1	2535	0.46
2	634	0.91
3	282	1.37
4	158	1.83
5	101	2.28

Kap 80
■ 03.4186.GL
Kap 80 Plus
■ 05.7416.GL

26° MEDIUM

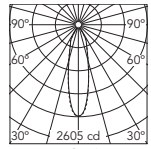

Luminous flux luminaire
926 lm (EXTREME CUT OFF)

Beam Angle: 26°		
h(m)	E(lx)	D(m)
1	2605	0.46
2	651	0.91
3	289	1.37
4	163	1.83
5	104	2.28

Kap 80
■ 03.4187.BU
Kap 80 Plus
■ 05.7417.BU

27° MEDIUM

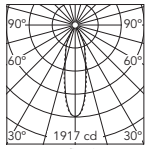

Luminous flux luminaire
727 lm (EXTREME CUT OFF)

Beam Angle: 27°		
h(m)	E(lx)	D(m)
1	1917	0.47
2	479	0.94
3	213	1.41
4	120	1.88
5	77	2.36

Kap 80
■ 03.4186.BU
Kap 80 Plus
■ 05.7416.BU

27° MEDIUM

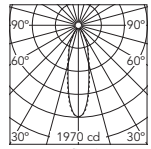

Luminous flux luminaire
748 lm (EXTREME CUT OFF)

Beam Angle: 27°		
h(m)	E(lx)	D(m)
1	1970	0.47
2	492	0.94
3	219	1.41
4	123	1.88
5	79	2.36

Kap 80
■ 03.4187.74
Kap 80 Plus
■ 05.7417.74

27° MEDIUM



Luminous flux luminaire
845 lm (EXTREME CUT OFF)

Beam Angle: 27°		
h(m)	E(lx)	D(m)
1	2282	0.49
2	570	0.97
3	254	1.46
4	143	1.94
5	91	2.43

Kap 80
■ 03.4186.74
Kap 80 Plus
■ 05.7416.74

27° MEDIUM

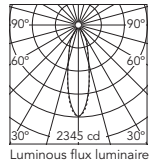

Luminous flux luminaire
868 lm (EXTREME CUT OFF)

Beam Angle: 27°		
h(m)	E(lx)	D(m)
1	2345	0.49
2	586	0.97
3	261	1.46
4	147	1.94
5	94	2.43

Kap 80
■ 03.4187.CU
Kap 80 Plus
■ 05.7417.CU

25° MEDIUM

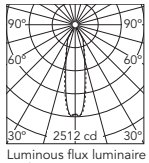

Luminous flux luminaire
914 lm (EXTREME CUT OFF)
@Kap 80 Plus

Beam Angle: 25°		
h(m)	E(lx)	D(m)
1	2512	0.44
2	628	0.87
3	279	1.31
4	157	1.75
5	100	2.18

Kap 80
■ 03.4186.CU
Kap 80 Plus
■ 05.7416.CU

25° MEDIUM

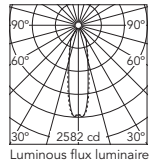

Luminous flux luminaire
940 lm (EXTREME CUT OFF)
@Kap 80 Plus

Beam Angle: 25°		
h(m)	E(lx)	D(m)
1	2582	0.44
2	645	0.87
3	287	1.31
4	161	1.75
5	103	2.18

Kap 80 Square Adjustable - Optic Medium - Dim To Warm

Light Source: LED Array DC 300mA - 13W - max 940lm - 1800K - 2850K/CRI 95 - Dim To Warm



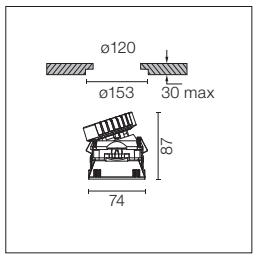



LED Einbauleuchte. 220-240V und dimmbares 1-10V Netzteil inklusive. Für Versionen mit 110-V-Geräten wenden Sie sich an das Frontoffice. Diffusorlinse inbegriffen.

Recessed luminaire with LED light source. 220-240V & dimmable 1-10V power supply included. For 110V PSU versions, please consult with the front office. Diffusing lens included.

1800K-2850K

☐ 03.4186.B1.LE



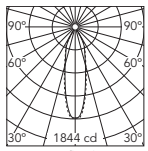

Luminous flux luminaire
752 lm (EXTREME CUT OFF)

Beam Angle: 26°

h(m)	E(lx)	D(m)
1	1844	0.47
2	461	0.94
3	205	1.41
4	115	1.88
5	74	2.35

03.4186.GL.LE



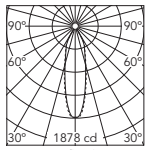

Luminous flux luminaire
735 lm (EXTREME CUT OFF)

Beam Angle: 27°

h(m)	E(lx)	D(m)
1	1878	0.47
2	470	0.95
3	209	1.42
4	117	1.89
5	75	2.37

03.4186.BU.LE



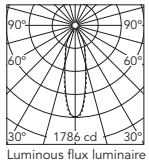

Luminous flux luminaire
696 lm (EXTREME CUT OFF)

Beam Angle: 27°

h(m)	E(lx)	D(m)
1	1786	0.47
2	447	0.95
3	198	1.42
4	112	1.89
5	71	2.37

03.4186.74.LE



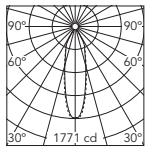

Luminous flux luminaire
685 lm (EXTREME CUT OFF)

Beam Angle: 27°

h(m)	E(lx)	D(m)
1	1771	0.48
2	443	0.96
3	197	1.44
4	111	1.93
5	71	2.41

03.4186.CU.LE



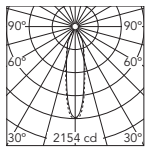

Luminous flux luminaire
726 lm (EXTREME CUT OFF)

Beam Angle: 22°

h(m)	E(lx)	D(m)
1	2154	0.40
2	538	0.79
3	239	1.19
4	135	1.59
5	86	1.98

Kap 80/Kap 80 Plus Square - Adjustable - Optic Flood

Light Source: Kap 80: LED Array DC 500 mA - 9,2W - 935 lm - 2700K/CRI 90 / 9,2W - 974 lm - 3000K/CRI 90
Kap 80 Plus: LED Array DC 700 mA - 13W - 1370 lm - 2700K/CRI 90 / 13W - 1460 lm - 3000K/CRI 90



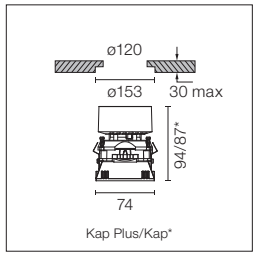

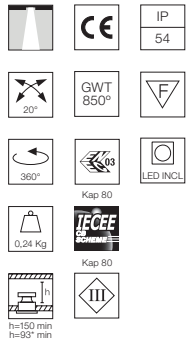

LED Einbauleuchte. Ohne Netzgerät. Diffusorlinse inbegriffen.

Recessed luminaire with LED light source. Power supply not included. Diffusing lens included.

Empfohlene Netzgeräte / Recommended power supply*:

	Kap Ø80	Kap Ø80 Plus
Non Dimmable	60.9160	60.9592
Dimmable 0/1-10V	60.9188	60.9188
Dimmable Dali 1	60.8847	60.8847
Dimmable Dali 2	60.9222	60.9222
Mains Dimming	60.9411	60.9467
Casambi	60.9207	60.9207

* Siehe Treiberkapitel / Refer to the Drivers chapter

2700K

Kap 80
☐ 03.4545.B1
Kap 80 Plus
☐ 05.7465.B1

53° FLOOD

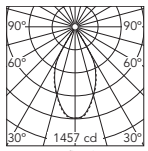

Luminous flux luminaire
1068 lm (EXTREME CUT OFF)

Beam Angle:	53°
h(m)	E(lx) D(m)
1	1457 0.99
2	364 1.98
3	162 2.98
4	91 3.97
5	58 4.96

Kap 80
■ 03.4545.GL
Kap 80 Plus
■ 05.7465.GL

50° FLOOD

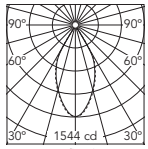

Luminous flux luminaire
1032 lm (EXTREME CUT OFF)

Beam Angle:	50°
h(m)	E(lx) D(m)
1	1544 0.93
2	386 1.86
3	172 2.79
4	96 3.72
5	62 4.65

Kap 80
■ 03.4545.BU
Kap 80 Plus
■ 05.7465.BU

55° FLOOD

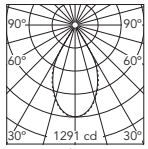

Luminous flux luminaire
960 lm (EXTREME CUT OFF)

Beam Angle:	55°
h(m)	E(lx) D(m)
1	1291 1.05
2	323 2.09
3	143 3.14
4	81 4.19
5	52 5.23

Kap 80
■ 03.4545.74
Kap 80 Plus
■ 05.7465.74

55° FLOOD

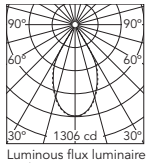

Luminous flux luminaire
950 lm (EXTREME CUT OFF)

Beam Angle:	55°
h(m)	E(lx) D(m)
1	1306 1.04
2	326 2.08
3	145 3.11
4	82 4.15
5	52 5.19

Kap 80
■ 03.4545.CU
Kap 80 Plus
■ 05.7465.CU

48° FLOOD

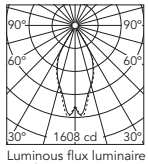

Luminous flux luminaire
1009 lm (EXTREME CUT OFF)
@Kap 80 Plus

Beam Angle:	48°
h(m)	E(lx) D(m)
1	1608 0.88
2	402 1.77
3	179 2.65
4	101 3.53
5	64 4.42

3000K

Kap 80
☐ 03.4544.B1
PlusPro
☐ 05.7464.B1

53° FLOOD

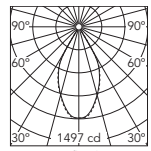

Luminous flux luminaire
1097 lm (EXTREME CUT OFF)

Beam Angle:	53°
h(m)	E(lx) D(m)
1	1497 0.99
2	374 1.98
3	166 2.98
4	94 3.97
5	60 4.96

Kap 80
■ 03.4544.GL
Kap 80 Plus
■ 05.7464.GL

50° FLOOD

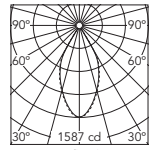

Luminous flux luminaire
1060 lm (EXTREME CUT OFF)

Beam Angle:	50°
h(m)	E(lx) D(m)
1	1587 0.93
2	397 1.86
3	176 2.79
4	99 3.72
5	63 4.65

Kap 80
■ 03.4544.BU
Kap 80 Plus
■ 05.7464.BU

55° FLOOD

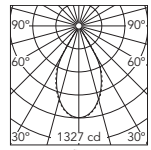

Luminous flux luminaire
986 lm (EXTREME CUT OFF)

Beam Angle:	55°
h(m)	E(lx) D(m)
1	1327 1.05
2	332 2.09
3	147 3.14
4	83 4.19
5	53 5.23

Kap 80
■ 03.4544.74
Kap 80 Plus
■ 05.7464.74

55° FLOOD

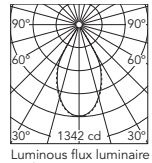

Luminous flux luminaire
976 lm (EXTREME CUT OFF)

Beam Angle:	55°
h(m)	E(lx) D(m)
1	1342 1.04
2	335 2.08
3	149 3.11
4	84 4.15
5	54 5.19

Kap 80
■ 03.4544.CU
Kap 80 Plus
■ 05.7464.CU

48° FLOOD

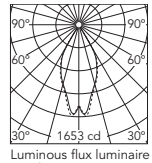

Luminous flux luminaire
1037 lm (EXTREME CUT OFF)
@Kap 80 Plus

Beam Angle:	48°
h(m)	E(lx) D(m)
1	1653 0.88
2	413 1.77
3	184 2.65
4	103 3.53
5	66 4.42

Kap 80 Square Adjustable - Optic Flood - Dim To Warm

Light Source: LED Array DC 300mA - 13W - max 940lm - 1800K - 2850K/CRI 95 - Dim To Warm



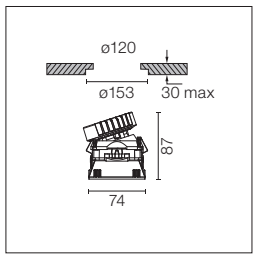



LED Einbauleuchte. 220-240V und dimmbares 1-10V Netzteil inklusive. Für Versionen mit 110-V-Geräten wenden Sie sich an das Frontoffice. Diffusorlinse inbegriffen.

Recessed luminaire with LED light source. 220-240V & dimmable 1-10V power supply included. For 110V PSU versions, please consult with the front office. Diffusing lens included.

1800K-2850K

03.4544.B1.LE



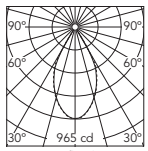

Luminous flux luminaire
732 lm (EXTREME CUT OFF)

Beam Angle: 53°

h(m)	E(lx)	D(m)
1	965	1.01
2	241	2.01
3	107	3.02
4	60	4.03
5	39	5.03

03.4544.GL.LE



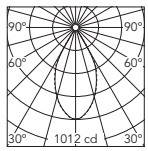

Luminous flux luminaire
720 lm (EXTREME CUT OFF)

Beam Angle: 53°

h(m)	E(lx)	D(m)
1	1012	0.99
2	253	1.98
3	112	2.97
4	63	3.96
5	40	4.95

03.4544.BU.LE



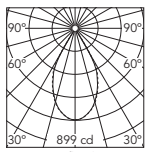

Luminous flux luminaire
669 lm (EXTREME CUT OFF)

Beam Angle: 55°

h(m)	E(lx)	D(m)
1	899	1.04
2	225	2.08
3	100	3.12
4	56	4.16
5	36	5.21

03.4544.74.LE



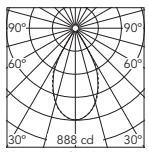

Luminous flux luminaire
660 lm (EXTREME CUT OFF)

Beam Angle: 55°

h(m)	E(lx)	D(m)
1	888	1.04
2	222	2.07
3	99	3.11
4	55	4.15
5	36	5.18

03.4544.CU.LE



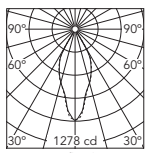

Luminous flux luminaire
707 lm (EXTREME CUT OFF)

Beam Angle: 41°

h(m)	E(lx)	D(m)
1	1278	0.75
2	319	1.50
3	142	2.25
4	80	3.00
5	51	3.75

Kap Ø80 Adjustable

Light Source: QR-CBC 51 GX5.3 - max 50W (LED Retrofit Compatible*)



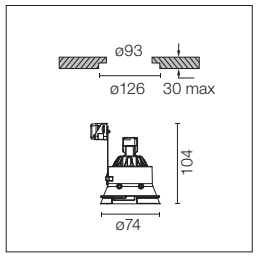

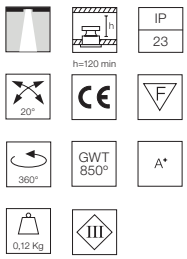

Einbauleuchte für 12V lampe.
Separater Transformator nicht inbegriffen.
Objektivzubehör nicht erhältlich.

Recessed 12V lamp luminaire.
Remote transformer not included.
Not suitable for lens accessories.

- 03.4236.B1
- 03.4236.GL
- 03.4236.BU
- 03.4236.74
- 03.4236.CU

Kap 80 Square Adjustable

Light Source: QR-CBC 51 GX5.3 - max 50W (LED Retrofit Compatible*)



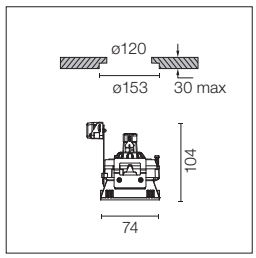

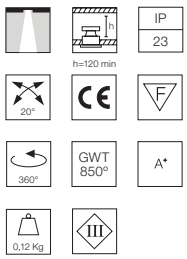

Einbauleuchte für 12V lampe.
Separater Transformator nicht inbegriffen.
Objektivzubehör nicht erhältlich.

Recessed 12V lamp luminaire.
Remote transformer not included.
Not suitable for lens accessories.

- 03.4234.B1
- 03.4234.GL
- 03.4234.BU
- 03.4234.74
- 03.4234.CU

Kap Ø80 Adjustable

Light Source: PAR 16 GZ10 - max 50W (LED Retrofit Compatible*)



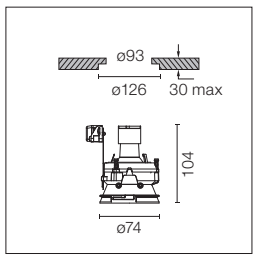

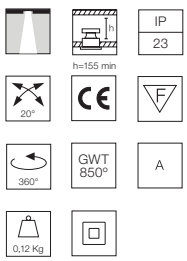

Einbauleuchte für Netzspannung.
Objektivzubehör nicht erhältlich.

Recessed luminaire with main voltage source.
Not suitable for lens accessories.

- 03.4237.B1
- 03.4237.GL
- 03.4237.BU
- 03.4237.74
- 03.4237.CU

Kap 80 Square Adjustable

Light Source: PAR 16 GZ10 - max 50W (LED Retrofit Compatible*)



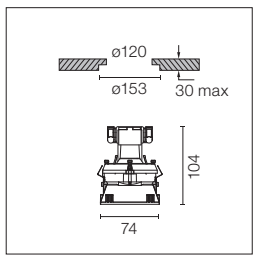

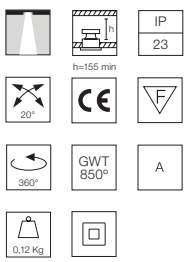

Einbauleuchte für Netzspannung.
Objektivzubehör nicht erhältlich.

Recessed luminaire with main voltage source.
Not suitable for lens accessories.

- 03.4235.B1
- 03.4235.GL
- 03.4235.BU
- 03.4235.74
- 03.4235.CU

* Kontaktieren Sie uns bitte, um eine Liste kompatibler Retrofit-LED-Glühbirnen zu erhalten / Please get in touch with us for compatible LED Retrofit bulb list.

NEW

Kap Ø80/Kap Ø80 Plus - Wall-Washer

Light Source: Kap Ø80: LED Array DC 500 mA - 9,2W - 935 lm - 2700K/CRI 90 / 9,2W - 974 lm - 3000K/CRI 90
Kap Ø80 Plus: LED Array DC 700 mA - 13W - 1370 lm - 2700K/CRI 90 / 13W - 1460 lm - 3000K/CRI 90



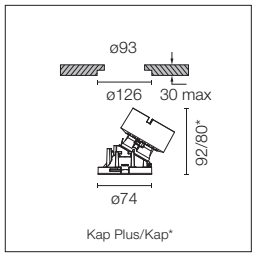

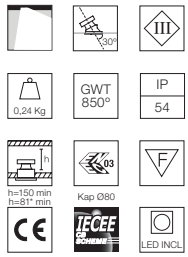

LED Einbauleuchte. Ohne Netzgerät. Elliptische linse enthalten.

Recessed luminaire with LED light source. Power supply not included. Elliptical lens included.

Empfohlene Netzgeräte / Recommended power supply*:

	Kap Ø80	Kap Ø80 Plus
Non Dimmable	60.9160	60.9592
Dimmable 0/1-10V	60.9188	60.9188
Dimmable Dali 1	60.8847	60.8847
Dimmable Dali 2	60.9222	60.9222
Mains Dimming	60.9411	60.9467
Casambi	60.9207	60.9207

* Siehe Treiberkapitel / Refer to the Drivers chapter

2700K

Kap Ø80
☐ 03.4189.B1
Kap Ø80 Plus
☐ 05.7421.B1

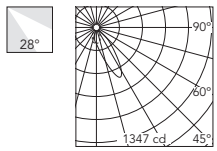

Luminous flux luminaire
884 lm (EXTREME CUT OFF)

Beam Angle: 28°

h(m)	E(lx)	D(m)
1	1347	0.62
2	337	1.24
3	150	1.87
4	84	2.49
5	54	3.11

Kap Ø80
03.4189.GL
Kap Ø80 Plus
05.7421.GL

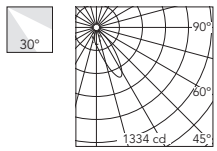

Luminous flux luminaire
838 lm (EXTREME CUT OFF)

Beam Angle: 30°

h(m)	E(lx)	D(m)
1	1334	0.67
2	333	1.33
3	148	2.00
4	83	2.67
5	53	3.33

Kap Ø80
03.4189.BU
Kap Ø80 Plus
05.7421.BU

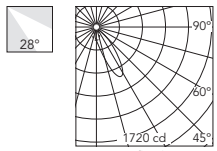

Luminous flux luminaire
938 lm (EXTREME CUT OFF)

Beam Angle: 28°

h(m)	E(lx)	D(m)
1	1720	0.64
2	430	1.28
3	191	1.91
4	108	2.55
5	69	3.19

Kap Ø80
03.4189.74
Kap Ø80 Plus
05.7421.74

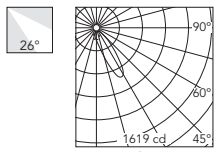

Luminous flux luminaire
806 lm (EXTREME CUT OFF)

Beam Angle: 26°

h(m)	E(lx)	D(m)
1	1619	0.59
2	405	1.19
3	180	1.78
4	101	2.37
5	65	2.97

Kap Ø80
03.4189.CU
Kap Ø80 Plus
05.7421.CU

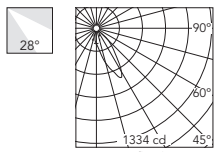

Luminous flux luminaire
882 lm (EXTREME CUT OFF)
@Kap 80 Plus

Beam Angle: 28°

h(m)	E(lx)	D(m)
1	1334	0.64
2	333	1.27
3	148	1.91
4	83	2.55
5	53	3.19

3000K

Kap Ø80
☐ 03.4188.B1
Kap Ø80 Plus
☐ 05.7420.B1

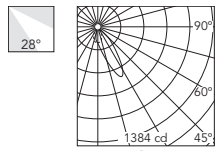

Luminous flux luminaire
908 lm (EXTREME CUT OFF)

Beam Angle: 28°

h(m)	E(lx)	D(m)
1	1384	0.62
2	346	1.24
3	154	1.87
4	86	2.49
5	55	3.11

Kap Ø80
03.4188.GL
Kap Ø80 Plus
05.7420.GL

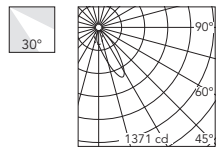

Luminous flux luminaire
861 lm (EXTREME CUT OFF)

Beam Angle: 30°

h(m)	E(lx)	D(m)
1	1371	0.67
2	343	1.33
3	152	2.00
4	86	2.67
5	55	3.33

Kap Ø80
03.4188.BU
Kap Ø80 Plus
05.7420.BU

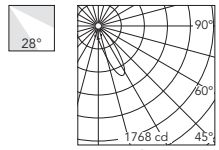

Luminous flux luminaire
964 lm (EXTREME CUT OFF)

Beam Angle: 28°

h(m)	E(lx)	D(m)
1	1768	0.64
2	442	1.28
3	196	1.91
4	110	2.55
5	71	3.19

Kap Ø80
03.4188.74
Kap Ø80 Plus
05.7420.74

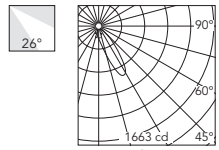

Luminous flux luminaire
828 lm (EXTREME CUT OFF)

Beam Angle: 26°

h(m)	E(lx)	D(m)
1	1663	0.59
2	416	1.19
3	185	1.78
4	104	2.37
5	67	2.97

Kap Ø80
03.4188.CU
Kap Ø80 Plus
05.7420.CU

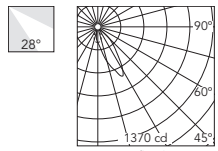

Luminous flux luminaire
906 lm (EXTREME CUT OFF)
@Kap 80 Plus

Beam Angle: 28°

h(m)	E(lx)	D(m)
1	1370	0.64
2	343	1.27
3	152	1.91
4	86	2.55
5	55	3.19

Kap Ø80 Wall-Washer - Dim To Warm

Light Source: LED Array DC 300mA - 13W - max 940lm - 1800K - 2850K/CRI 95 - Dim To Warm



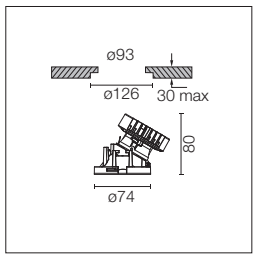

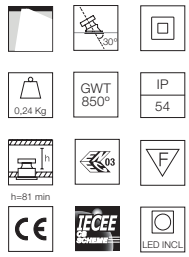

LED Einbauleuchte. 220-240V und dimmbares 1-10V Netzteil inklusive. Für Versionen mit 110-V-Geräten wenden Sie sich an das Frontoffice. Diffusorlinse inbegriffen.

Recessed luminaire with LED light source. 220-240V & dimmable 1-10V power supply included. For 110V PSU versions, please consult with the front office. Diffusing lens included.

1800K-2850K

03.4188.B1.LE



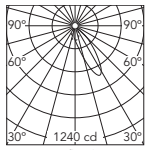

Luminous flux luminaire
770 lm (EXTREME CUT OFF)

Beam Angle: 28°

h(m)	E(lx)	D(m)
1	1240	0.64
2	310	1.29
3	138	1.93
4	78	2.58
5	50	3.22

03.4188.GL.LE



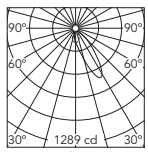

Luminous flux luminaire
718 lm (EXTREME CUT OFF)

Beam Angle: 27°

h(m)	E(lx)	D(m)
1	1289	0.63
2	322	1.25
3	143	1.88
4	81	2.50
5	52	3.13

03.4188.BU.LE



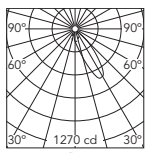

Luminous flux luminaire
672 lm (EXTREME CUT OFF)

Beam Angle: 28°

h(m)	E(lx)	D(m)
1	1270	0.65
2	317	1.30
3	141	1.96
4	79	2.61
5	51	3.26

03.4188.74.LE



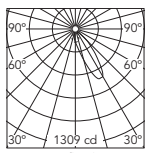

Luminous flux luminaire
682 lm (EXTREME CUT OFF)

Beam Angle: 28°

h(m)	E(lx)	D(m)
1	1309	0.64
2	327	1.28
3	145	1.92
4	82	2.56
5	52	3.20

03.4188.CU.LE



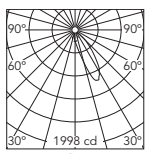

Luminous flux luminaire
712 lm (EXTREME CUT OFF)

Beam Angle: 27°

h(m)	E(lx)	D(m)
1	1998	0.60
2	500	1.20
3	222	1.80
4	125	2.40
5	80	3.00

NEW

Kap 80/Kap 80 Plus - Square Wall-Washer

Light Source: Kap 80: LED Array DC 500 mA - 9,2W - 935 lm - 2700K/CRI 90 / 9,2W - 974 lm - 3000K/CRI 90
Kap 80 Plus: LED Array DC 700 mA - 13W - 1370 lm - 2700K/CRI 90 / 13W - 1460 lm - 3000K/CRI 90



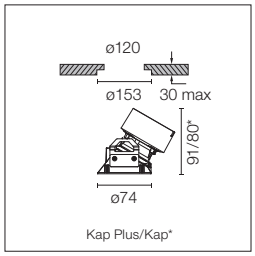



LED Einbauleuchte. Ohne Netzgerät. Elliptische linse enthalten.

Recessed luminaire with LED light source. Power supply not included. Elliptical lens included.

Empfohlene Netzgeräte / Recommended power supply*:

	Kap Ø80	Kap Ø80 Plus
Non Dimmable	60.9160	60.9592
Dimmable 0/1-10V	60.9188	60.9188
Dimmable Dali 1	60.8847	60.8847
Dimmable Dali 2	60.9222	60.9222
Mains Dimming	60.9411	60.9467
Casambi	60.9207	60.9207

* Siehe Treiberkapitel / Refer to the Drivers chapter

2700K

Kap 80
☐ 03.4191.B1
Kap 80 Plus
☐ 05.7423.B1

27°

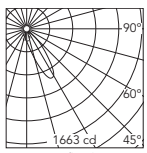

Luminous flux luminaire
924 lm (EXTREME CUT OFF)

Beam Angle: 27°

h(m)	E(lx)	D(m)
1	1663	0.62
2	416	1.24
3	185	1.85
4	104	2.47
5	67	3.09

Kap 80
■ 03.4191.GL
Kap 80 Plus
■ 05.7423.GL

28°

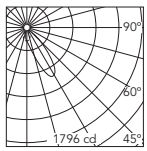

Luminous flux luminaire
1051 lm (EXTREME CUT OFF)

Beam Angle: 28°

h(m)	E(lx)	D(m)
1	1796	0.68
2	449	1.36
3	200	2.04
4	112	2.72
5	72	3.40

Kap 80
■ 03.4191.BU
Kap 80 Plus
■ 05.7423.BU

26°

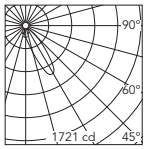

Luminous flux luminaire
904 lm (EXTREME CUT OFF)

Beam Angle: 26°

h(m)	E(lx)	D(m)
1	1721	0.63
2	430	1.25
3	191	1.88
4	108	2.51
5	69	3.14

Kap 80
■ 03.4191.74
Kap 80 Plus
■ 05.7423.74

26°

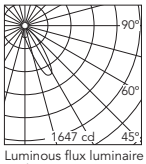

Luminous flux luminaire
844 lm (EXTREME CUT OFF)

Beam Angle: 26°

h(m)	E(lx)	D(m)
1	1647	0.59
2	412	1.19
3	183	1.78
4	103	2.37
5	66	2.97

Kap 80
■ 03.4191.CU
Kap 80 Plus
■ 05.7423.CU

28°

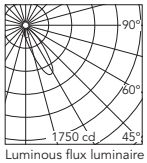

Luminous flux luminaire
932 lm (EXTREME CUT OFF)
@Kap 80 Plus

Beam Angle: 28°

h(m)	E(lx)	D(m)
1	1750	0.64
2	437	1.29
3	194	1.93
4	109	2.57
5	70	3.21

3000K

Kap 80
☐ 03.4190.B1
Kap 80 Plus
☐ 05.7422.B1

27°

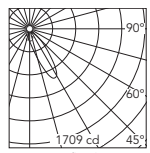

Luminous flux luminaire
950 lm (EXTREME CUT OFF)

Beam Angle: 27°

h(m)	E(lx)	D(m)
1	1709	0.62
2	427	1.24
3	190	1.85
4	107	2.47
5	68	3.09

Kap 80
■ 03.4190.GL
Kap 80 Plus
■ 05.7422.GL

28°

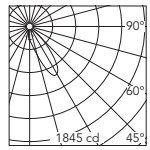

Luminous flux luminaire
1080 lm (EXTREME CUT OFF)

Beam Angle: 28°

h(m)	E(lx)	D(m)
1	1845	0.68
2	461	1.36
3	205	2.04
4	115	2.72
5	74	3.40

Kap 80
■ 03.4190.BU
Kap 80 Plus
■ 05.7422.BU

26°

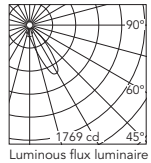

Luminous flux luminaire
929 lm (EXTREME CUT OFF)

Beam Angle: 26°

h(m)	E(lx)	D(m)
1	1769	0.63
2	442	1.25
3	197	1.88
4	111	2.51
5	71	3.14

Kap 80
■ 03.4190.74
Kap 80 Plus
■ 05.7422.74

26°

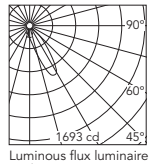

Luminous flux luminaire
867 lm (EXTREME CUT OFF)

Beam Angle: 26°

h(m)	E(lx)	D(m)
1	1693	0.59
2	423	1.19
3	188	1.78
4	106	2.37
5	68	2.97

Kap 80
■ 03.4190.CU
Kap 80 Plus
■ 05.7422.CU

28°

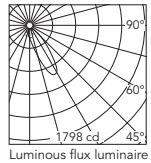

Luminous flux luminaire
958 lm (EXTREME CUT OFF)
@Kap 80 Plus

Beam Angle: 28°

h(m)	E(lx)	D(m)
1	1798	0.64
2	450	1.29
3	200	1.93
4	112	2.57
5	72	3.21

Kap 80 Square Wall-Washer - Dim To Warm

Light Source: LED Array DC 300mA - 13W - max 940lm - 1800K - 2850K/CRI 95 - Dim To Warm



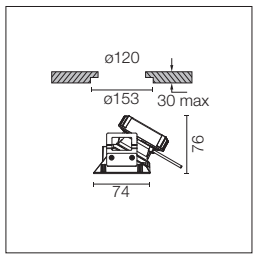

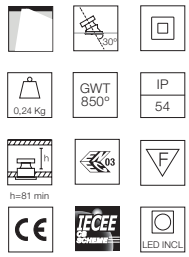

LED Einbauleuchte. 220-240V und dimmbares 1-10V Netzteil inklusive. Für Versionen mit 110-V-Geräten wenden Sie sich an das Frontoffice. Diffusorlinse inbegriffen.

Recessed luminaire with LED light source. 220-240V & dimmable 1-10V power supply included. For 110V PSU versions, please consult with the front office. Diffusing lens included.

1800K-2850K

03.4190.B1.LE



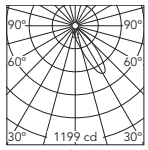

Luminous flux luminaire
723 lm (EXTREME CUT OFF)

Beam Angle: 28°

h(m)	E(lx)	D(m)
1	1199	0.68
2	300	1.37
3	133	2.05
4	75	2.74
5	48	3.42

03.4190.GL.LE



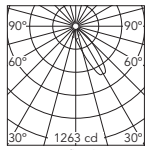

Luminous flux luminaire
721 lm (EXTREME CUT OFF)

Beam Angle: 28°

h(m)	E(lx)	D(m)
1	1263	0.69
2	316	1.38
3	140	2.07
4	79	2.75
5	51	3.44

03.4190.BU.LE



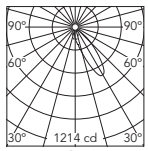

Luminous flux luminaire
632 lm (EXTREME CUT OFF)

Beam Angle: 28°

h(m)	E(lx)	D(m)
1	1214	0.68
2	304	1.35
3	135	2.03
4	76	2.71
5	49	3.39

03.4190.74.LE



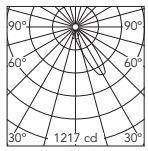

Luminous flux luminaire
695 lm (EXTREME CUT OFF)

Beam Angle: 27°

h(m)	E(lx)	D(m)
1	1217	0.66
2	304	1.33
3	135	1.99
4	76	2.66
5	49	3.32

03.4190.CU.LE



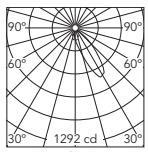

Luminous flux luminaire
735 lm (EXTREME CUT OFF)

Beam Angle: 29°

h(m)	E(lx)	D(m)
1	1292	0.70
2	323	1.40
3	144	2.10
4	81	2.80
5	52	3.50

Kap Ø80 Wall-Washer

Light Source: QR-CBC 51 GX5.3 - max 50W (LED Retrofit Compatible*)



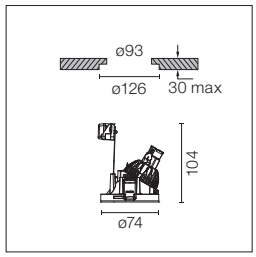

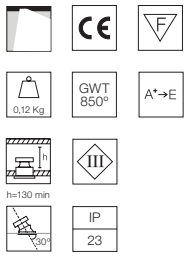

Einbauleuchte für 12V lampe.
Separater Transformator nicht inbegriffen.
Objektivzubehör nicht erhältlich.

Recessed 12V lamp luminaire.
Remote transformer not included.
Not suitable for lens accessories.

- 03.4244.B1
- 03.4244.GL
- 03.4244.BU
- 03.4244.74
- 03.4244.CU

Kap 80 Square Wall-Washer

Light Source: QR-CBC 51 GX5.3 - max 50W (LED Retrofit Compatible*)



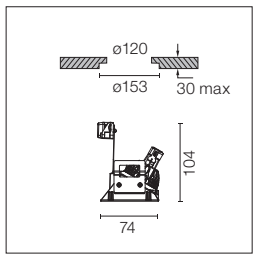

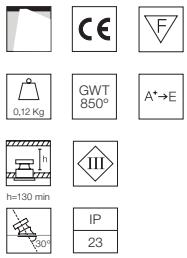

Einbauleuchte für 12V lampe.
Separater Transformator nicht inbegriffen.
Objektivzubehör nicht erhältlich.

Recessed 12V lamp luminaire.
Remote transformer not included.
Not suitable for lens accessories.

- 03.4242.B1
- 03.4242.GL
- 03.4242.BU
- 03.4242.74
- 03.4242.CU

Kap Ø80 Wall-Washer

Light Source: PAR 16 GZ10 - max 50W (LED Retrofit Compatible*)



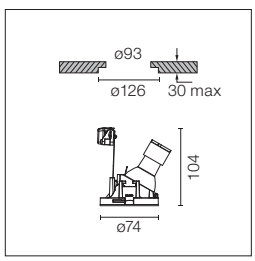



Einbauleuchte für Netzspannung.
Objektivzubehör nicht erhältlich.

Recessed luminaire with main voltage source.
Not suitable for lens accessories.

- 03.4245.B1
- 03.4245.GL
- 03.4245.BU
- 03.4245.74
- 03.4245.CU

Kap 80 Square Wall-Washer

Light Source: PAR 16 GZ10 - max 50W (LED Retrofit Compatible*)



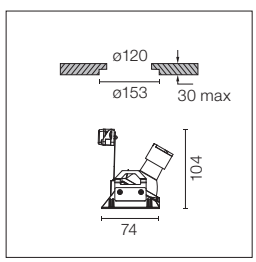

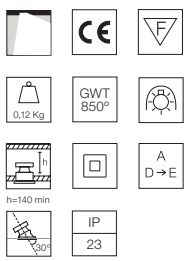

Einbauleuchte für Netzspannung.
Objektivzubehör nicht erhältlich.

Recessed luminaire with main voltage source.
Not suitable for lens accessories.

- 03.4243.B1
- 03.4243.GL
- 03.4243.BU
- 03.4243.74
- 03.4243.CU

* Kontaktieren Sie uns bitte, um eine Liste kompatibler Retrofit-LED-Glühbirnen zu erhalten / Please get in touch with us for compatible LED Retrofit bulb list.

Kap 105 Square

Light Source: Phosphor LED 17W - 1400 lm - 2700K/CRI 98 / 17W - 1400 lm - 3000K/CRI 98



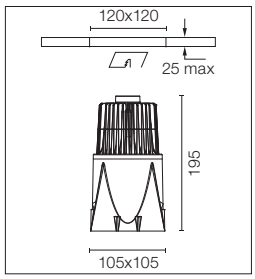

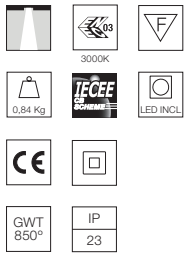

LED Einbauleuchte. Elektronischer Ferntransformator 220/240V inbegriffen.
Vorinstallationsrahmen. Muss separat bestellt werden.

Recessed luminaire with LED light source. Remote electronic transformer 220/240V included.
Pre-installation frame. To be ordered separately.

2700K

Non Dimmable
03.4595.B1C
Dali Version
03.4595.B1CDA
1-10V
03.4595.B1C1V

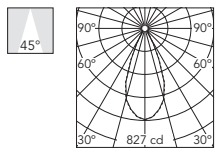

Luminous flux luminaire
592 lm (EXTREME CUT OFF)

Beam Angle:	45°
h(m)	E(lx) D(m)
1	827 0.82
2	207 1.64
3	92 2.46
4	52 3.28
5	33 4.11

Non Dimmable
03.4595.GLC
Dali Version
03.4595.GLCDA
1-10V
03.4595.GLC1V

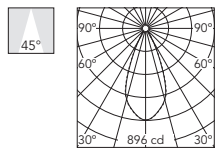

Luminous flux luminaire
581 lm (EXTREME CUT OFF)

Beam Angle:	45°
h(m)	E(lx) D(m)
1	896 0.82
2	224 1.64
3	100 2.47
4	56 3.29
5	36 4.11

Non Dimmable
03.4595.BUC
Dali Version
03.4595.BUCDA
1-10V
03.4595.BUC1V

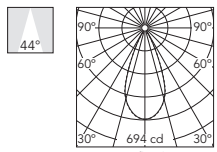

Luminous flux luminaire
388 lm (EXTREME CUT OFF)

Beam Angle:	44°
h(m)	E(lx) D(m)
1	694 0.80
2	174 1.61
3	77 2.41
4	43 3.21
5	28 4.02

Non Dimmable
03.4595.74C
Dali Version
03.4595.74CDA
1-10V
03.4595.74C1V

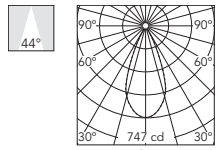

Luminous flux luminaire
410 lm (EXTREME CUT OFF)

Beam Angle:	44°
h(m)	E(lx) D(m)
1	747 0.80
2	187 1.60
3	83 2.40
4	47 3.19
5	30 3.99

Non Dimmable
03.4595.CUC
Dali Version
03.4595.CUCDA
1-10V
03.4595.CUC1V

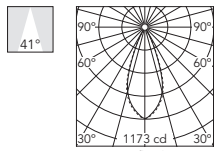

Luminous flux luminaire
585 lm (EXTREME CUT OFF)

Beam Angle:	41°
h(m)	E(lx) D(m)
1	1173 0.74
2	293 1.48
3	130 2.22
4	73 2.96
5	47 3.69

3000K

Non Dimmable
03.4570.B1C
Dali Version
03.4570.B1CDA
1-10V
03.4570.B1C1V

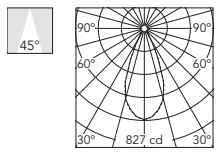

Luminous flux luminaire
592 lm (EXTREME CUT OFF)

Beam Angle:	45°
h(m)	E(lx) D(m)
1	827 0.82
2	207 1.64
3	92 2.46
4	52 3.28
5	33 4.11

Non Dimmable
03.4570.GLC
Dali Version
03.4570.GLCDA
1-10V
03.4570.GLC1V

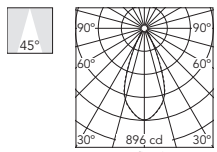

Luminous flux luminaire
581 lm (EXTREME CUT OFF)

Beam Angle:	45°
h(m)	E(lx) D(m)
1	896 0.82
2	224 1.64
3	100 2.47
4	56 3.29
5	36 4.11

Non Dimmable
03.4570.BUC
Dali Version
03.4570.BUCDA
1-10V
03.4570.BUC1V

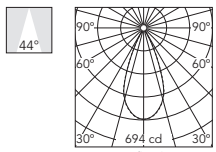

Luminous flux luminaire
388 lm (EXTREME CUT OFF)

Beam Angle:	44°
h(m)	E(lx) D(m)
1	694 0.80
2	174 1.61
3	77 2.41
4	43 3.21
5	28 4.02

Non Dimmable
03.4570.74C
Dali Version
03.4570.74CDA
1-10V
03.4570.74C1V

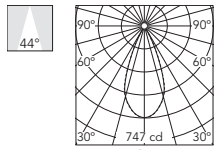

Luminous flux luminaire
410 lm (EXTREME CUT OFF)

Beam Angle:	44°
h(m)	E(lx) D(m)
1	747 0.80
2	187 1.60
3	83 2.40
4	47 3.19
5	30 3.99

Non Dimmable
03.4570.CUC
Dali Version
03.4570.CUCDA
1-10V
03.4570.CUC1V

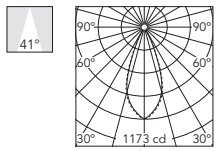

Luminous flux luminaire
585 lm (EXTREME CUT OFF)

Beam Angle:	41°
h(m)	E(lx) D(m)
1	1173 0.74
2	293 1.48
3	130 2.22
4	73 2.96
5	47 3.69

NEW

Kap Ø105 Fixed - Optic Spot

Light Source: LED Array DC 650 mA - 23W - 2690 lm - 2700K/CRI 90 / 23W - 2870 lm - 3000K/CRI 90



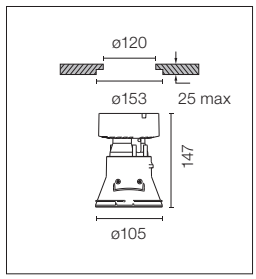

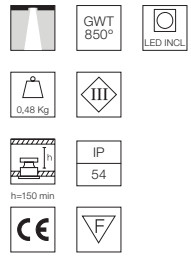

LED Einbauleuchte. Transformator nicht inbegriffen. Vorinstallationsrahmen. Muss separat bestellt werden.

Recessed luminaire with LED light source. Remote transformer not included. Pre-installation frame. To be ordered separately.

Empfohlene Netzgeräte / Recommended power supply*:

Non Dimmable	60.9592
Dimmable 1-10V	60.9188
Dimmable Dali	60.8847
Casambi	60.9207

* Siehe Treiberkapitel / Refer to the Drivers chapter

2700K

☐ 05.7100.B1

17° SPOT

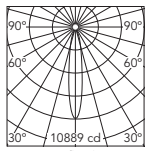

Luminous flux luminaire 1715 lm (EXTREME CUT OFF)

Beam Angle: 17°

h(m)	E(lx)	D(m)
1	10889	0.30
2	2722	0.59
3	1210	0.89
4	681	1.18
5	436	1.48

3000K

☐ 05.7105.B1

17° SPOT

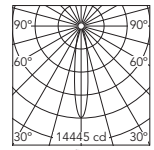

Luminous flux luminaire 2275 lm (EXTREME CUT OFF)

Beam Angle: 17°

h(m)	E(lx)	D(m)
1	14445	0.30
2	3611	0.59
3	1605	0.89
4	903	1.18
5	578	1.48

05.7100.GL

17° SPOT

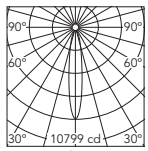

Luminous flux luminaire 1651 lm (EXTREME CUT OFF)

Beam Angle: 17°

h(m)	E(lx)	D(m)
1	10799	0.29
2	2700	0.59
3	1200	0.88
4	675	1.17
5	432	1.47

05.7105.GL

17° SPOT

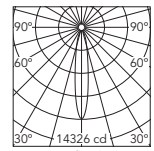

Luminous flux luminaire 2190 lm (EXTREME CUT OFF)

Beam Angle: 17°

h(m)	E(lx)	D(m)
1	14326	0.29
2	3581	0.59
3	1592	0.88
4	895	1.17
5	573	1.47

05.7100.BU

17° SPOT

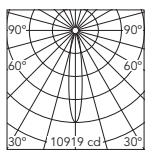

Luminous flux luminaire 1685 lm (EXTREME CUT OFF)

Beam Angle: 17°

h(m)	E(lx)	D(m)
1	10919	0.29
2	2730	0.59
3	1213	0.88
4	682	1.18
5	437	1.47

05.7105.BU

17° SPOT

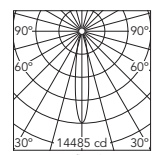

Luminous flux luminaire 2235 lm (EXTREME CUT OFF)

Beam Angle: 17°

h(m)	E(lx)	D(m)
1	14485	0.29
2	3621	0.59
3	1609	0.88
4	905	1.18
5	579	1.47

05.7100.74

16° SPOT

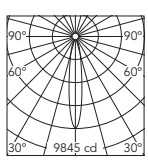

Luminous flux luminaire 1421 lm (EXTREME CUT OFF)

Beam Angle: 16°

h(m)	E(lx)	D(m)
1	9845	0.29
2	2461	0.57
3	1094	0.86
4	615	1.14
5	394	1.43

05.7105.74

16° SPOT

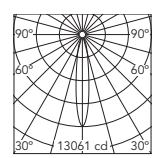

Luminous flux luminaire 1884 lm (EXTREME CUT OFF)

Beam Angle: 16°

h(m)	E(lx)	D(m)
1	13061	0.29
2	3265	0.57
3	1451	0.86
4	816	1.14
5	522	1.43

05.7100.CU

17° SPOT

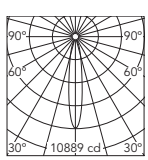

* Luminous flux luminaire 1715 lm (EXTREME CUT OFF)

Beam Angle: 17°

h(m)	E(lx)	D(m)
1	10889	0.30
2	2722	0.59
3	1210	0.89
4	681	1.18
5	436	1.48

05.7105.CU

17° SPOT

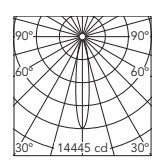

* Luminous flux luminaire 2275 lm (EXTREME CUT OFF)

Beam Angle: 17°

h(m)	E(lx)	D(m)
1	14445	0.30
2	3611	0.59
3	1605	0.89
4	903	1.18
5	578	1.48

* Vorläufige Photometrien. Aktuelle Informationen finden Sie auf unserer Website / Preliminary photometries. Visit our website for updated information.

Kap Ø105 Fixed - Optic Medium

Light Source: LED Array DC 650 mA - 23W - 2690 lm - 2700K/CRI 90 / 23W - 2870 lm - 3000K/CRI 90



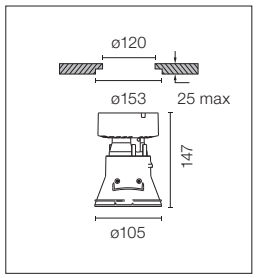

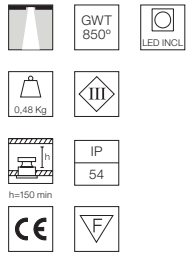

LED Einbauleuchte. Transformator nicht inbegriffen.
Vorinstallationsrahmen. Muss separat bestellt werden.

Recessed luminaire with LED light source. Remote transformer not included.
Pre-installation frame. To be ordered separately.

Empfohlene Netzgeräte / Recommended power supply*:

Non Dimmable	60.9592
Dimmable 1-10V	60.9188
Dimmable Dali	60.8847
Casambi	60.9207

* Siehe Treiberkapitel / Refer to the Drivers chapter

2700K

☐ 05.7101.B1

27° MEDIUM

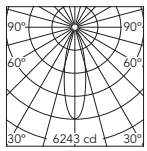

Luminous flux luminaire
1675 lm (EXTREME CUT OFF)

Beam Angle:		27°
h(m)	E(lx)	D(m)
1	6243	0.48
2	1561	0.97
3	694	1.45
4	390	1.93
5	250	2.41

3000K

☐ 05.7106.B1

27° MEDIUM

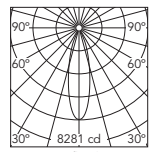

Luminous flux luminaire
2222 lm (EXTREME CUT OFF)

Beam Angle:		27°
h(m)	E(lx)	D(m)
1	8281	0.48
2	2070	0.97
3	920	1.45
4	518	1.93
5	331	2.41

05.7101.GL

26° MEDIUM

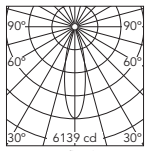

Luminous flux luminaire
1528 lm (EXTREME CUT OFF)

Beam Angle:		26°
h(m)	E(lx)	D(m)
1	6139	0.46
2	1535	0.93
3	682	1.39
4	384	1.86
5	246	2.32

05.7106.GL

26° MEDIUM

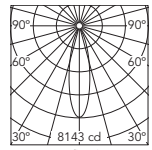

Luminous flux luminaire
2026 lm (EXTREME CUT OFF)

Beam Angle:		26°
h(m)	E(lx)	D(m)
1	8143	0.46
2	2036	0.93
3	905	1.39
4	509	1.86
5	326	2.32

05.7101.BU

27° MEDIUM

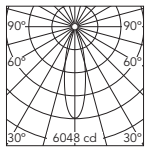

Luminous flux luminaire
1596 lm (EXTREME CUT OFF)

Beam Angle:		27°
h(m)	E(lx)	D(m)
1	6048	0.47
2	1512	0.94
3	672	1.41
4	378	1.89
5	242	2.36

05.7106.BU

27° MEDIUM

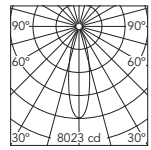

Luminous flux luminaire
2118 lm (EXTREME CUT OFF)

Beam Angle:		27°
h(m)	E(lx)	D(m)
1	8023	0.47
2	2006	0.94
3	891	1.41
4	501	1.89
5	321	2.36

05.7101.74

27° MEDIUM

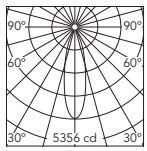

Luminous flux luminaire
1376 lm (EXTREME CUT OFF)

Beam Angle:		27°
h(m)	E(lx)	D(m)
1	5356	0.48
2	1339	0.96
3	595	1.44
4	335	1.92
5	214	2.40

05.7106.74

27° MEDIUM

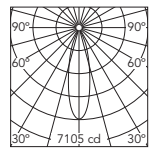

Luminous flux luminaire
1825 lm (EXTREME CUT OFF)

Beam Angle:		27°
h(m)	E(lx)	D(m)
1	7105	0.48
2	1776	0.96
3	789	1.44
4	444	1.92
5	284	2.40

05.7101.CU

27° MEDIUM

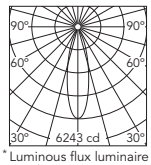

* Luminous flux luminaire
1675 lm (EXTREME CUT OFF)

Beam Angle:		27°
h(m)	E(lx)	D(m)
1	6243	0.48
2	1561	0.97
3	694	1.45
4	390	1.93
5	250	2.41

05.7106.CU

27° MEDIUM

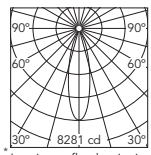

* Luminous flux luminaire
2222 lm (EXTREME CUT OFF)

Beam Angle:		27°
h(m)	E(lx)	D(m)
1	8281	0.48
2	2070	0.97
3	920	1.45
4	518	1.93
5	331	2.41

* Vorläufige Photometrien. Aktuelle Informationen finden Sie auf unserer Website / Preliminary photometries. Visit our website for updated information.

NEW

Kap Ø105 Fixed - Optic Flood

Light Source: LED Array DC 650 mA - 23W - 2690 lm - 2700K/CRI 90 / 23W - 2870 lm - 3000K/CRI 90



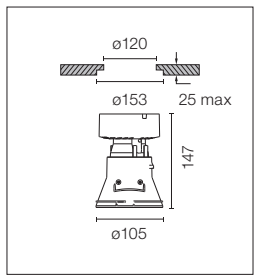

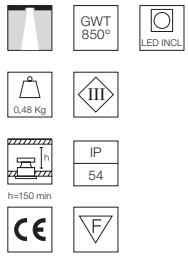

LED Einbauleuchte. Transformator nicht inbegriffen.
Vorinstallationsrahmen. Muss separat bestellt werden.

Recessed luminaire with LED light source. Remote transformer not included.
Pre-installation frame. To be ordered separately.

Empfohlene Netzgeräte / Recommended power supply*:

Non Dimmable	60.9592
Dimmable 1-10V	60.9188
Dimmable Dali	60.8847
Casambi	60.9207

* Siehe Treiberkapitel / Refer to the Drivers chapter

2700K

☐ 05.7102.B1



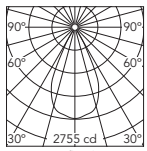

Luminous flux luminaire
1815 lm (EXTREME CUT OFF)

Beam Angle: 51°

h(m)	E(lx)	D(m)
1	2755	0.96
2	689	1.91
3	306	2.87
4	172	3.82
5	110	4.78

3000K

☐ 05.7107.B1



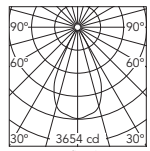

Luminous flux luminaire
2407 lm (EXTREME CUT OFF)

Beam Angle: 51°

h(m)	E(lx)	D(m)
1	3654	0.96
2	914	1.91
3	406	2.87
4	228	3.82
5	146	4.78

■ 05.7102.GL



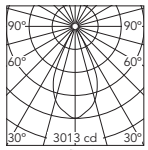

Luminous flux luminaire
1786 lm (EXTREME CUT OFF)

Beam Angle: 50°

h(m)	E(lx)	D(m)
1	3013	0.93
2	753	1.86
3	335	2.79
4	188	3.72
5	121	4.65

■ 05.7107.GL



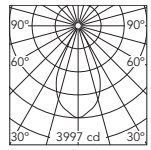

Luminous flux luminaire
2370 lm (EXTREME CUT OFF)

Beam Angle: 50°

h(m)	E(lx)	D(m)
1	3997	0.93
2	999	1.86
3	444	2.79
4	250	3.72
5	160	4.65

■ 05.7102.BU



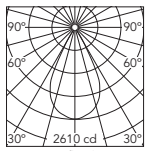

Luminous flux luminaire
1753 lm (EXTREME CUT OFF)

Beam Angle: 53°

h(m)	E(lx)	D(m)
1	2610	1.01
2	652	2.01
3	290	3.02
4	163	4.03
5	104	5.04

■ 05.7107.BU



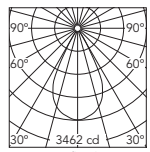

Luminous flux luminaire
2326 lm (EXTREME CUT OFF)

Beam Angle: 53°

h(m)	E(lx)	D(m)
1	3462	1.01
2	866	2.01
3	385	3.02
4	216	4.03
5	138	5.04

■ 05.7102.74



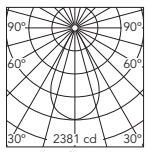

Luminous flux luminaire
1497 lm (EXTREME CUT OFF)

Beam Angle: 51°

h(m)	E(lx)	D(m)
1	2381	0.95
2	595	1.91
3	265	2.86
4	149	3.82
5	95	4.77

■ 05.7107.74



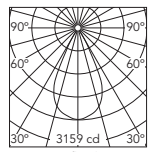

Luminous flux luminaire
1985 lm (EXTREME CUT OFF)

Beam Angle: 51°

h(m)	E(lx)	D(m)
1	3159	0.95
2	790	1.91
3	351	2.86
4	197	3.82
5	126	4.77

■ 05.7102.CU



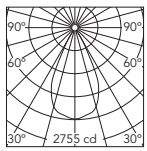

* Luminous flux luminaire
1815 lm (EXTREME CUT OFF)

Beam Angle: 51°

h(m)	E(lx)	D(m)
1	2755	0.96
2	689	1.91
3	306	2.87
4	172	3.82
5	110	4.78

■ 05.7107.CU



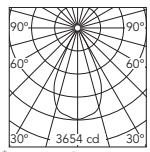

* Luminous flux luminaire
2407 lm (EXTREME CUT OFF)

Beam Angle: 51°

h(m)	E(lx)	D(m)
1	3654	0.96
2	914	1.91
3	406	2.87
4	228	3.82
5	146	4.78

* Vorläufige Photometrien. Aktuelle Informationen finden Sie auf unserer Website / Preliminary photometries. Visit our website for updated information.

Kap 105 Square

Light Source: LED Array 17W - 1800 lm - 2700K/CRI 90 / 17W - 2000 lm - 3000K/CRI 90



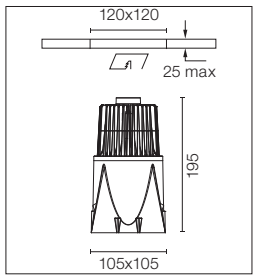

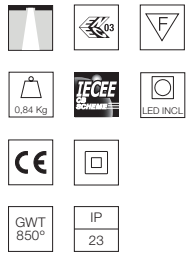

LED Einbauleuchte. Elektronischer Ferntransformator 220/240V inbegriffen.
Vorinstallationsrahmen. Muss separat bestellt werden.

Recessed luminaire with LED light source. Remote electronic transformer 220/240V included.
Pre-installation frame. To be ordered separately.

2700K

Non Dimmable
03.4583.B1
Dali Version
03.4583.B1.DA
1-10V
03.4583.B1.1V

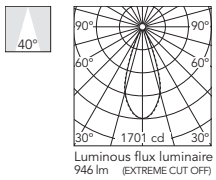

Luminous flux luminaire
946 lm (EXTREME CUT OFF)

Beam Angle:	40°	
h(m)	E(lx)	D(m)
1	1701	0.72
2	425	1.44
3	189	2.16
4	106	2.87
5	68	3.59

Non Dimmable
03.4583.GL
Dali Version
03.4583.GL.DA
1-10V
03.4583.GL.1V

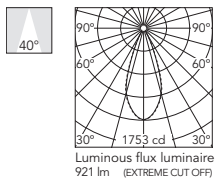

Luminous flux luminaire
921 lm (EXTREME CUT OFF)

Beam Angle:	40°	
h(m)	E(lx)	D(m)
1	1753	0.73
2	438	1.46
3	195	2.18
4	110	2.91
5	70	3.64

Non Dimmable
03.4583.BU
Dali Version
03.4583.BU.DA
1-10V
03.4583.BU.1V

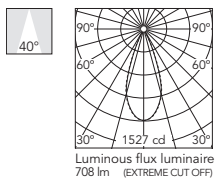

Luminous flux luminaire
708 lm (EXTREME CUT OFF)

Beam Angle:	40°	
h(m)	E(lx)	D(m)
1	1527	0.72
2	382	1.44
3	170	2.16
4	95	2.88
5	61	3.60

Non Dimmable
03.4583.74
Dali Version
03.4583.74.DA
1-10V
03.4583.74.1V

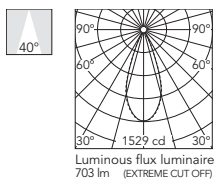

Luminous flux luminaire
703 lm (EXTREME CUT OFF)

Beam Angle:	40°	
h(m)	E(lx)	D(m)
1	1529	0.72
2	382	1.44
3	170	2.16
4	96	2.88
5	61	3.60

Non Dimmable
03.4583.CU
Dali Version
03.4583.CU.DA
1-10V
03.4583.CU.1V

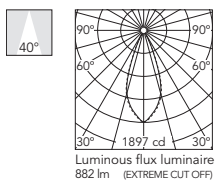

Luminous flux luminaire
882 lm (EXTREME CUT OFF)

Beam Angle:	40°	
h(m)	E(lx)	D(m)
1	1897	0.72
2	474	1.44
3	211	2.16
4	119	2.88
5	76	3.60

3000K

Non Dimmable
03.4582.B1
Dali Version
03.4582.B1.DA
1-10V
03.4582.B1.1V

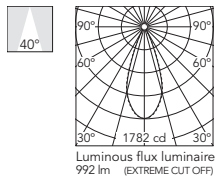

Luminous flux luminaire
992 lm (EXTREME CUT OFF)

Beam Angle:	40°	
h(m)	E(lx)	D(m)
1	1782	0.72
2	446	1.44
3	198	2.16
4	111	2.87
5	71	3.59

Non Dimmable
03.4582.GL
Dali Version
03.4582.GL.DA
1-10V
03.4582.GL.1V

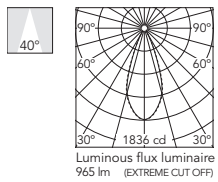

Luminous flux luminaire
965 lm (EXTREME CUT OFF)

Beam Angle:	40°	
h(m)	E(lx)	D(m)
1	1836	0.73
2	459	1.46
3	204	2.18
4	115	2.91
5	73	3.64

Non Dimmable
03.4582.BU
Dali Version
03.4582.BU.DA
1-10V
03.4582.BU.1V

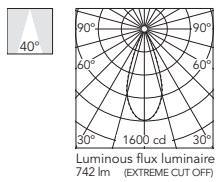

Luminous flux luminaire
742 lm (EXTREME CUT OFF)

Beam Angle:	40°	
h(m)	E(lx)	D(m)
1	1600	0.72
2	400	1.44
3	178	2.16
4	100	2.88
5	64	3.60

Non Dimmable
03.4582.74
Dali Version
03.4582.74.DA
1-10V
03.4582.74.1V

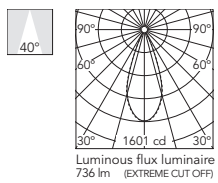

Luminous flux luminaire
736 lm (EXTREME CUT OFF)

Beam Angle:	40°	
h(m)	E(lx)	D(m)
1	1601	0.72
2	400	1.44
3	178	2.16
4	100	2.88
5	64	3.60

Non Dimmable
03.4582.CU
Dali Version
03.4582.CU.DA
1-10V
03.4582.CU.1V

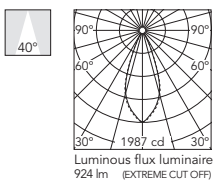

Luminous flux luminaire
924 lm (EXTREME CUT OFF)

Beam Angle:	40°	
h(m)	E(lx)	D(m)
1	1987	0.72
2	497	1.44
3	221	2.16
4	124	2.88
5	79	3.60

Kap 105 Square

Light Source: LED QR-CBC 51 GX5.3



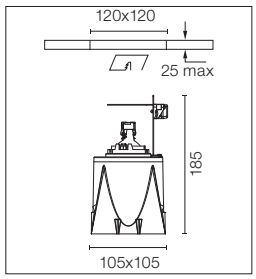

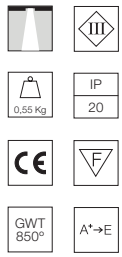

Einbauleuchte für 12V lampe.
Separater Transformator nicht inbegriffen.
Vorinstallationsrahmen. Muss separat bestellt werden.
Objektivzubehör nicht erhältlich.

Recessed 12V lamp luminaire.
Remote transformer not included.
Pre-installation frame. To be ordered separately.
Not suitable for lens accessories.

- 03.4572.B1
- 03.4572.GL
- 03.4572.BU
- 03.4572.74
- 03.4572.CU

Kap Ø105 Fixed

Light Source: LED QR-CBC 51 GX5.3



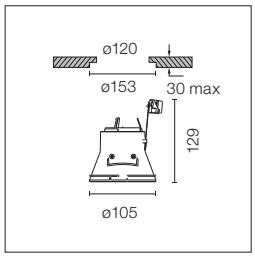

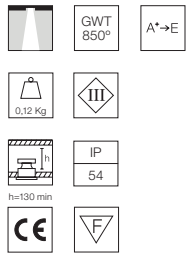

Einbauleuchte für 12V lampe.
Separater Transformator nicht inbegriffen.
Objektivzubehör nicht erhältlich.

Recessed 12V lamp luminaire.
Remote transformer not included.
Not suitable for lens accessories.

- 05.7130.B1
- 05.7130.GL
- 05.7130.BU
- 05.7130.74
- 05.7130.CU

Kap Ø105 Fixed

Light Source: LED PAR 16 GZ10



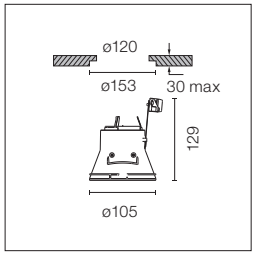

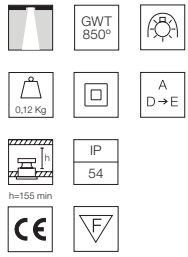

Einbauleuchte für Netzspannung.
Objektivzubehör nicht erhältlich.

Recessed luminaire with main voltage source.
Not suitable for lens accessories.

- 05.7131.B1
- 05.7131.GL
- 05.7131.BU
- 05.7131.74
- 05.7131.CU

Kap Ø105 Adjustable - Optic Spot

Light Source: LED Array DC 650 mA - 23W - 2690 lm - 2700K/CRI 90 / 23W - 2870 lm - 3000K/CRI 90



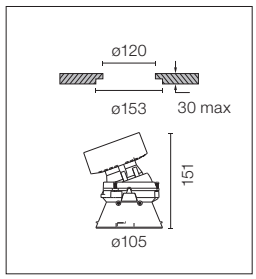

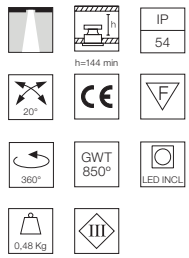

LED Einbauleuchte. Transformator nicht inbegriffen. Vorinstallationsrahmen. Muss separat bestellt werden.

Recessed luminaire with LED light source. Remote transformer not included. Pre-installation frame. To be ordered separately.

Empfohlene Netzgeräte / Recommended power supply*:

Non Dimmable	60.9592
Dimmable 1-10V	60.9188
Dimmable Dali	60.8847
Casambi	60.9207

* Siehe Treiberkapitel / Refer to the Drivers chapter

2700K

☐ 05.7110.B1

17° SPOT

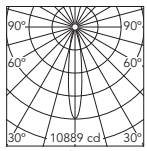

Luminous flux luminaire 1715 lm (EXTREME CUT OFF)

Beam Angle: 17°

h(m)	E(lx)	D(m)
1	10889	0.30
2	2722	0.59
3	1210	0.89
4	681	1.18
5	436	1.48

3000K

☐ 05.7115.B1

17° SPOT

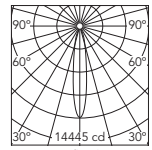

Luminous flux luminaire 2275 lm (EXTREME CUT OFF)

Beam Angle: 17°

h(m)	E(lx)	D(m)
1	14445	0.30
2	3611	0.59
3	1605	0.89
4	903	1.18
5	578	1.48

■ 05.7110.GL

17° SPOT

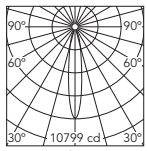

Luminous flux luminaire 1651 lm (EXTREME CUT OFF)

Beam Angle: 17°

h(m)	E(lx)	D(m)
1	10799	0.29
2	2700	0.59
3	1200	0.88
4	675	1.17
5	432	1.47

■ 05.7115.GL

17° SPOT

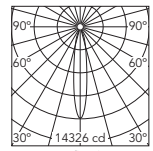

Luminous flux luminaire 2190 lm (EXTREME CUT OFF)

Beam Angle: 17°

h(m)	E(lx)	D(m)
1	14326	0.29
2	3581	0.59
3	1592	0.88
4	895	1.17
5	573	1.47

■ 05.7110.BU

17° SPOT

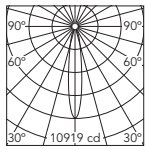

Luminous flux luminaire 1685 lm (EXTREME CUT OFF)

Beam Angle: 17°

h(m)	E(lx)	D(m)
1	10919	0.29
2	2730	0.59
3	1213	0.88
4	682	1.18
5	437	1.47

■ 05.7115.BU

17° SPOT

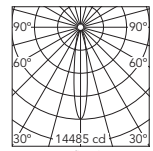

Luminous flux luminaire 2235 lm (EXTREME CUT OFF)

Beam Angle: 17°

h(m)	E(lx)	D(m)
1	14485	0.29
2	3621	0.59
3	1609	0.88
4	905	1.18
5	579	1.47

■ 05.7110.74

16° SPOT

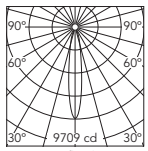

Luminous flux luminaire 1455 lm (EXTREME CUT OFF)

Beam Angle: 16°

h(m)	E(lx)	D(m)
1	9709	0.29
2	2427	0.57
3	1079	0.86
4	607	1.15
5	388	1.43

■ 05.7115.74

16° SPOT

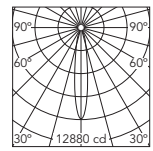

Luminous flux luminaire 1930 lm (EXTREME CUT OFF)

Beam Angle: 16°

h(m)	E(lx)	D(m)
1	12880	0.29
2	3220	0.57
3	1431	0.86
4	805	1.15
5	515	1.43

■ 05.7110.CU

17° SPOT

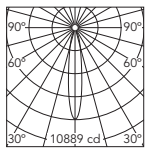

* Luminous flux luminaire 1715 lm (EXTREME CUT OFF)

Beam Angle: 17°

h(m)	E(lx)	D(m)
1	10889	0.30
2	2722	0.59
3	1210	0.89
4	681	1.18
5	436	1.48

■ 05.7115.CU

17° SPOT

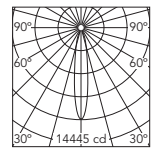

* Luminous flux luminaire 2275 lm (EXTREME CUT OFF)

Beam Angle: 17°

h(m)	E(lx)	D(m)
1	14445	0.30
2	3611	0.59
3	1605	0.89
4	903	1.18
5	578	1.48

* Vorläufige Photometrien. Aktuelle Informationen finden Sie auf unserer Website / Preliminary photometries. Visit our website for updated information.

NEW

Kap Ø105 Adjustable - Optic Medium

Light Source: LED Array DC 650 mA - 23W - 2690 lm - 2700K/CRI 90 / 23W - 2870 lm - 3000K/CRI 90



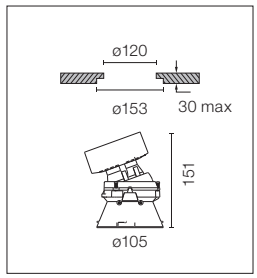

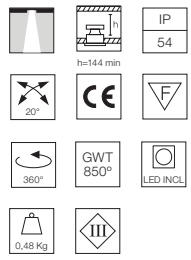

LED Einbauleuchte. Transformator nicht inbegriffen. Vorinstallationsrahmen. Muss separat bestellt werden.

Recessed luminaire with LED light source. Remote transformer not included. Pre-installation frame. To be ordered separately.

Empfohlene Netzgeräte / Recommended power supply*:

Non Dimmable	60.9592
Dimmable 1-10V	60.9188
Dimmable Dali	60.8847
Casambi	60.9207

* Siehe Treiberkapitel / Refer to the Drivers chapter

2700K

☐ 05.7111.B1

27° MEDIUM

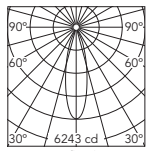

Luminous flux luminaire
1675 lm (EXTREME CUT OFF)

Beam Angle: 27°		
h(m)	E(lx)	D(m)
1	6243	0.48
2	1561	0.97
3	694	1.45
4	390	1.93
5	250	2.41

3000K

☐ 05.7116.B1

27° MEDIUM

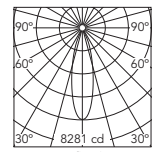

Luminous flux luminaire
2222 lm (EXTREME CUT OFF)

Beam Angle: 27°		
h(m)	E(lx)	D(m)
1	8281	0.48
2	2070	0.97
3	920	1.45
4	518	1.93
5	331	2.41

■ 05.7111.GL

26° MEDIUM

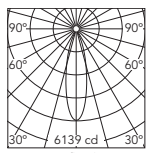

Luminous flux luminaire
1528 lm (EXTREME CUT OFF)

Beam Angle: 26°		
h(m)	E(lx)	D(m)
1	6139	0.46
2	1535	0.93
3	682	1.39
4	384	1.86
5	246	2.32

■ 05.7116.GL

26° MEDIUM

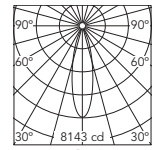

Luminous flux luminaire
2026 lm (EXTREME CUT OFF)

Beam Angle: 26°		
h(m)	E(lx)	D(m)
1	8143	0.46
2	2036	0.93
3	905	1.39
4	509	1.86
5	326	2.32

■ 05.7111.BU

27° MEDIUM

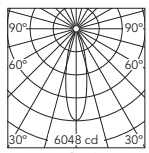

Luminous flux luminaire
1596 lm (EXTREME CUT OFF)

Beam Angle: 27°		
h(m)	E(lx)	D(m)
1	6048	0.47
2	1512	0.94
3	672	1.41
4	378	1.89
5	242	2.36

■ 05.7116.BU

27° MEDIUM

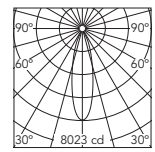

Luminous flux luminaire
2118 lm (EXTREME CUT OFF)

Beam Angle: 27°		
h(m)	E(lx)	D(m)
1	8023	0.47
2	2006	0.94
3	891	1.41
4	501	1.89
5	321	2.36

■ 05.7111.74

27° MEDIUM

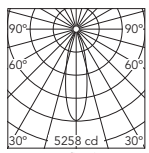

Luminous flux luminaire
1410 lm (EXTREME CUT OFF)

Beam Angle: 27°		
h(m)	E(lx)	D(m)
1	5258	0.48
2	1314	0.96
3	584	1.44
4	329	1.92
5	210	2.40

■ 05.7116.74

27° MEDIUM

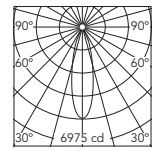

Luminous flux luminaire
1871 lm (EXTREME CUT OFF)

Beam Angle: 27°		
h(m)	E(lx)	D(m)
1	6975	0.48
2	1744	0.96
3	775	1.44
4	436	1.92
5	279	2.40

■ 05.7111.CU

27° MEDIUM

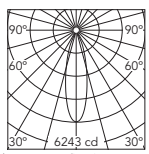

*Luminous flux luminaire
1675 lm (EXTREME CUT OFF)

Beam Angle: 27°		
h(m)	E(lx)	D(m)
1	6243	0.48
2	1561	0.97
3	694	1.45
4	390	1.93
5	250	2.41

■ 05.7116.CU

27° MEDIUM

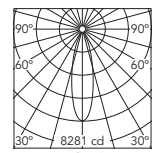

*Luminous flux luminaire
2222 lm (EXTREME CUT OFF)

Beam Angle: 27°		
h(m)	E(lx)	D(m)
1	8281	0.48
2	2070	0.97
3	920	1.45
4	518	1.93
5	331	2.41

* Vorläufige Photometrien. Aktuelle Informationen finden Sie auf unserer Website / Preliminary photometries. Visit our website for updated information.

Kap Ø105 Adjustable - Optic Flood

Light Source: LED Array DC 650 mA - 23W - 2690 lm - 2700K/CRI 90 / 23W - 2870 lm - 3000K/CRI 90



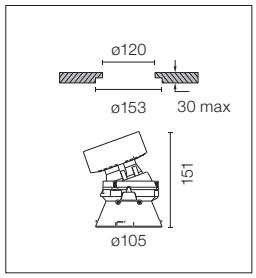

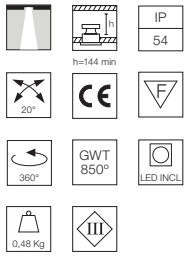

LED Einbauleuchte. Transformator nicht inbegriffen. Vorinstallationsrahmen. Muss separat bestellt werden.

Recessed luminaire with LED light source. Remote transformer not included. Pre-installation frame. To be ordered separately.

Empfohlene Netzgeräte / Recommended power supply*:

Non Dimmable	60.9592
Dimmable 1-10V	60.9188
Dimmable Dali	60.8847
Casambi	60.9207

* Siehe Treiberkapitel / Refer to the Drivers chapter

2700K

☐ 05.7112.B1



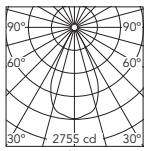

Luminous flux luminaire
1815 lm (EXTREME CUT OFF)

Beam Angle: 51°

h(m)	E(lx)	D(m)
1	2755	0.96
2	689	1.91
3	306	2.87
4	172	3.82
5	110	4.78

3000K

☐ 05.7117.B1



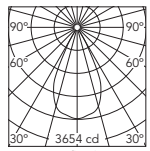

Luminous flux luminaire
2407 lm (EXTREME CUT OFF)

Beam Angle: 51°

h(m)	E(lx)	D(m)
1	3654	0.96
2	914	1.91
3	406	2.87
4	228	3.82
5	146	4.78

■ 05.7112.GL



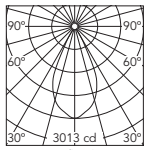

Luminous flux luminaire
1786 lm (EXTREME CUT OFF)

Beam Angle: 50°

h(m)	E(lx)	D(m)
1	3013	0.93
2	753	1.86
3	335	2.79
4	188	3.72
5	121	4.65

■ 05.7117.GL



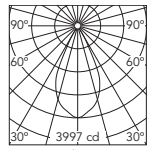

Luminous flux luminaire
2370 lm (EXTREME CUT OFF)

Beam Angle: 50°

h(m)	E(lx)	D(m)
1	3997	0.93
2	999	1.86
3	444	2.79
4	250	3.72
5	160	4.65

■ 05.7112.BU



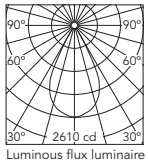

Luminous flux luminaire
1753 lm (EXTREME CUT OFF)

Beam Angle: 53°

h(m)	E(lx)	D(m)
1	2610	1.01
2	652	2.01
3	290	3.02
4	163	4.03
5	104	5.04

■ 05.7117.BU



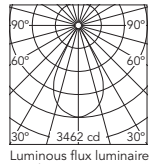

Luminous flux luminaire
2326 lm (EXTREME CUT OFF)

Beam Angle: 53°

h(m)	E(lx)	D(m)
1	3462	1.01
2	866	2.01
3	385	3.02
4	216	4.03
5	138	5.04

■ 05.7112.74



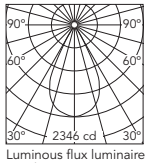

Luminous flux luminaire
1566 lm (EXTREME CUT OFF)

Beam Angle: 53°

h(m)	E(lx)	D(m)
1	2346	1.00
2	587	2.01
3	261	3.01
4	147	4.02
5	94	5.02

■ 05.7117.74



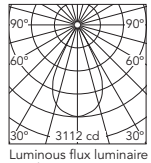

Luminous flux luminaire
2077 lm (EXTREME CUT OFF)

Beam Angle: 53°

h(m)	E(lx)	D(m)
1	3112	1.00
2	778	2.01
3	346	3.01
4	195	4.02
5	124	5.02

■ 05.7112.CU



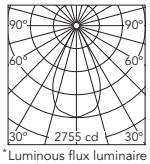

*Luminous flux luminaire
1815 lm (EXTREME CUT OFF)

Beam Angle: 51°

h(m)	E(lx)	D(m)
1	2755	0.96
2	689	1.91
3	306	2.87
4	172	3.82
5	110	4.78

■ 05.7117.CU



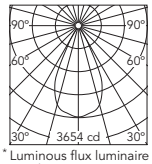

*Luminous flux luminaire
2407 lm (EXTREME CUT OFF)

Beam Angle: 51°

h(m)	E(lx)	D(m)
1	3654	0.96
2	914	1.91
3	406	2.87
4	228	3.82
5	146	4.78

* Vorläufige Photometrien. Aktuelle Informationen finden Sie auf unserer Website / Preliminary photometries. Visit our website for updated information.

NEW

Kap Ø105 Adjustable

Light Source: LED QR-CBC 51 GX5.3



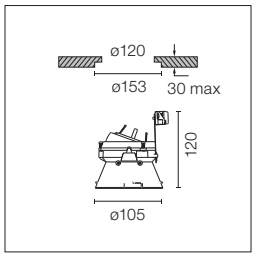

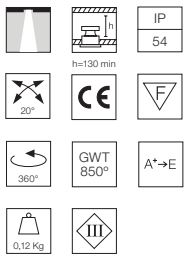

Einbauleuchte für 12V lampe.
Separater Transformator nicht inbegriffen.
Objektivzubehör nicht erhältlich.

Recessed 12V lamp luminaire.
Remote transformer not included.
Not suitable for lens accessories.

- 05.7135.B1
- 05.7135.GL
- 05.7135.BU
- 05.7135.74
- 05.7135.CU

Kap Ø105 Adjustable

Light Source: LED PAR 16 GZ10



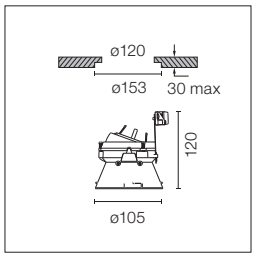

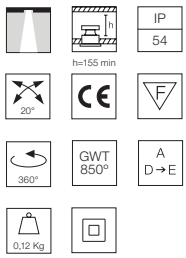

Einbauleuchte für Netzspannung.
Objektivzubehör nicht erhältlich.

Recessed luminaire with main voltage source.
Not suitable for lens accessories.

- 05.7136.B1
- 05.7136.GL
- 05.7136.BU
- 05.7136.74
- 05.7136.CU

Kap Ø105 Wall-Washer

Light Source: LED Array DC 650 mA - 23W - 2690 lm - 2700K/CRI 90 / 23W - 2870 lm - 3000K/CRI 90



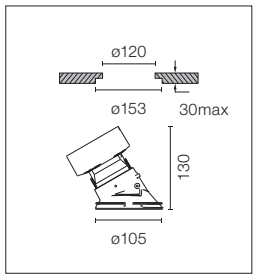

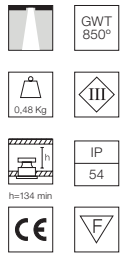

LED Einbauleuchte. Elektronischer Ferntransformator 220/240V nicht inbegriffen.
Vorinstallationsrahmen. Muss separat bestellt werden.

Recessed luminaire with LED light source. Remote electronic transformer 220/240V not included.
Pre-installation frame. To be ordered separately.

Empfohlene Netzgeräte / Recommended power supply*:

Non Dimmable	60.9592
Dimmable 1-10V	60.9188
Dimmable Dali	60.8847
Casambi	60.9207

* Siehe Treiberkapitel / Refer to the Drivers chapter

2700K

☐ 05.7120.B1



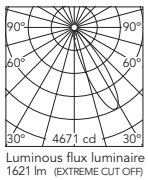

Luminous flux luminaire
1621 lm (EXTREME CUT OFF)

Beam Angle: 26°

h(m)	E(lx)	D(m)
1	4671	0.58
2	1168	1.15
3	519	1.73
4	292	2.31
5	187	2.89

3000K

☐ 05.7121.B1



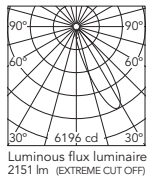

Luminous flux luminaire
2151 lm (EXTREME CUT OFF)

Beam Angle: 26°

h(m)	E(lx)	D(m)
1	6196	0.58
2	1549	1.15
3	688	1.73
4	387	2.31
5	248	2.89

■ 05.7120.GL



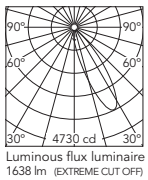

Luminous flux luminaire
1638 lm (EXTREME CUT OFF)

Beam Angle: 26°

h(m)	E(lx)	D(m)
1	4730	0.58
2	1183	1.15
3	526	1.73
4	296	2.31
5	189	2.89

■ 05.7121.GL



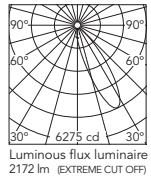

Luminous flux luminaire
2172 lm (EXTREME CUT OFF)

Beam Angle: 26°

h(m)	E(lx)	D(m)
1	6275	0.58
2	1569	1.15
3	697	1.73
4	392	2.31
5	251	2.89

■ 05.7120.BU



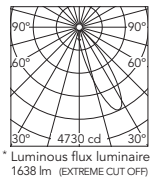

* Luminous flux luminaire
1638 lm (EXTREME CUT OFF)

Beam Angle: 26°

h(m)	E(lx)	D(m)
1	4730	0.58
2	1183	1.15
3	526	1.73
4	296	2.31
5	189	2.89

■ 05.7121.BU



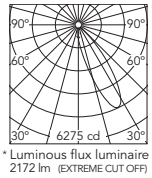

* Luminous flux luminaire
2172 lm (EXTREME CUT OFF)

Beam Angle: 26°

h(m)	E(lx)	D(m)
1	6275	0.58
2	1569	1.15
3	697	1.73
4	392	2.31
5	251	2.89

■ 05.7120.74



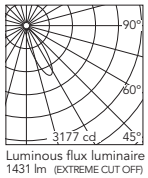

Luminous flux luminaire
1431 lm (EXTREME CUT OFF)

Beam Angle: 28°

h(m)	E(lx)	D(m)
1	3177	0.63
2	794	1.26
3	353	1.89
4	199	2.52
5	127	3.16

■ 05.7121.74



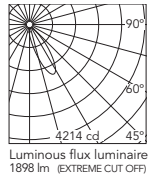

Luminous flux luminaire
1898 lm (EXTREME CUT OFF)

Beam Angle: 28°

h(m)	E(lx)	D(m)
1	4214	0.63
2	1054	1.26
3	468	1.89
4	263	2.52
5	169	3.16

■ 05.7120.CU



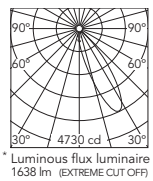

* Luminous flux luminaire
1638 lm (EXTREME CUT OFF)

Beam Angle: 26°

h(m)	E(lx)	D(m)
1	4730	0.58
2	1183	1.15
3	526	1.73
4	296	2.31
5	189	2.89

■ 05.7121.CU



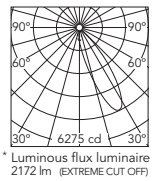

* Luminous flux luminaire
2172 lm (EXTREME CUT OFF)

Beam Angle: 26°

h(m)	E(lx)	D(m)
1	6275	0.58
2	1569	1.15
3	697	1.73
4	392	2.31
5	251	2.89

* Vorläufige Photometrien. Aktuelle Informationen finden Sie auf unserer Website / Preliminary photometries. Visit our website for updated information.

NEW

Kap Ø105 Wall-Washer

Light Source: LED QR-CBC 51 GX5.3



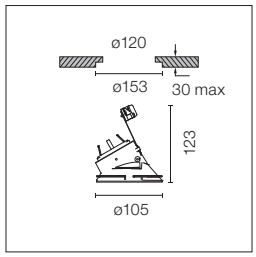

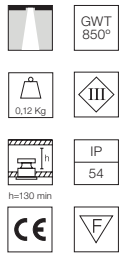

Einbauleuchte für 12V LEDlampe.
Separater Transformator nicht inbegriffen.
Objektivzubehör nicht erhältlich.

Recessed 12V LED lamp luminaire.
Remote transformer not included.
Not suitable for lens accessories.

- 05.7140.B1
- 05.7140.GL
- 05.7140.BU
- 05.7140.74
- 05.7140.CU

Kap Ø105 Wall-Washer

Light Source: LED PAR 16 GZ10



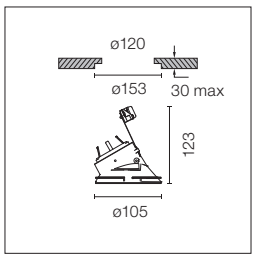

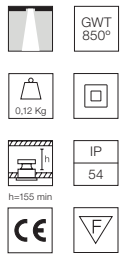

Einbauleuchte für Netzspannung.
Objektivzubehör nicht erhältlich.

Recessed luminaire with main voltage source.
Not suitable for lens accessories.

- 05.7141.B1
- 05.7141.GL
- 05.7141.BU
- 05.7141.74
- 05.7141.CU

Kap Ø105 Deep - Optic Spot

LED Array DC 650 mA - 23W - 2690 lm - 2700K/CRI 90 / 23W - 2870 lm - 3000K/CRI 90



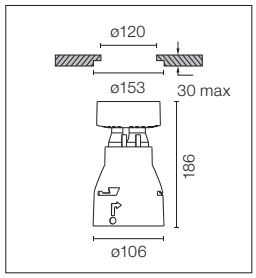

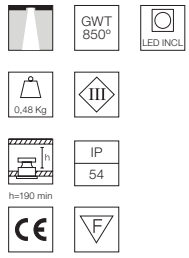

LED Einbauleuchte. Elektronischer Ferntransformator 220/240V nicht inbegriffen.
Vorinstallationsrahmen. Muss separat bestellt werden.

Recessed luminaire with LED light source. Remote electronic transformer 220/240V not included.
Pre-installation frame. To be ordered separately.

Empfohlene Netzgeräte / Recommended power supply*:

Non Dimmable	60.9592
Dimmable 1-10V	60.9188
Dimmable Dali	60.8847
Casambi	60.9207

* Siehe Treiberkapitel / Refer to the Drivers chapter

2700K

☐ 05.7150.B1

16° SPOT

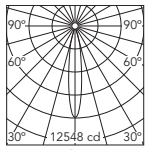

Luminous flux luminaire
1602 lm (EXTREME CUT OFF)

Beam Angle: 16°

h(m)	E(lx)	D(m)
1	12548	0.29
2	3137	0.57
3	1394	0.86
4	784	1.14
5	502	1.43

3000K

☐ 05.7155.B1

16° SPOT

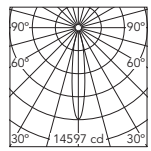

Luminous flux luminaire
1836 lm (EXTREME CUT OFF)

Beam Angle: 16°

h(m)	E(lx)	D(m)
1	14597	0.28
2	3649	0.56
3	1622	0.84
4	912	1.13
5	584	1.41

■ 05.7150.GL

16° SPOT

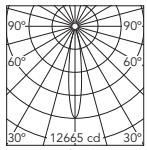

Luminous flux luminaire
1524 lm (EXTREME CUT OFF)

Beam Angle: 16°

h(m)	E(lx)	D(m)
1	12665	0.28
2	3166	0.57
3	1407	0.85
4	792	1.13
5	507	1.42

■ 05.7155.GL

16° SPOT

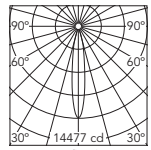

Luminous flux luminaire
1731 lm (EXTREME CUT OFF)

Beam Angle: 16°

h(m)	E(lx)	D(m)
1	14477	0.28
2	3619	0.57
3	1609	0.85
4	905	1.13
5	579	1.41

■ 05.7150.BU

16° SPOT

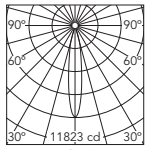

Luminous flux luminaire
1384 lm (EXTREME CUT OFF)

Beam Angle: 16°

h(m)	E(lx)	D(m)
1	11823	0.29
2	2956	0.58
3	1314	0.87
4	739	1.16
5	473	1.45

■ 05.7155.BU

16° SPOT

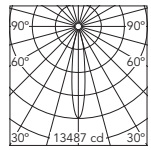

Luminous flux luminaire
1572 lm (EXTREME CUT OFF)

Beam Angle: 16°

h(m)	E(lx)	D(m)
1	13487	0.29
2	3372	0.58
3	1499	0.87
4	843	1.16
5	539	1.44

■ 05.7150.74

17° SPOT

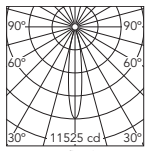

Luminous flux luminaire
1369 lm (EXTREME CUT OFF)

Beam Angle: 17°

h(m)	E(lx)	D(m)
1	11525	0.29
2	2881	0.59
3	1281	0.88
4	720	1.18
5	461	1.47

■ 05.7155.74

16° SPOT

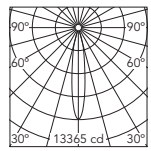

Luminous flux luminaire
1566 lm (EXTREME CUT OFF)

Beam Angle: 16°

h(m)	E(lx)	D(m)
1	13365	0.29
2	3341	0.58
3	1485	0.87
4	835	1.16
5	535	1.45

■ 05.7150.CU

24° SPOT

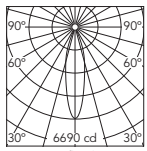

*Luminous flux luminaire
1152 lm

Beam Angle: 24°

h(m)	E(lx)	D(m)
1	6690	0.43
2	1673	0.86
3	743	1.29
4	418	1.72
5	268	2.15

■ 05.7155.CU

24° SPOT

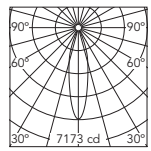

* Luminous flux luminaire
1235 lm (EXTREME CUT OFF)

Beam Angle: 24°

h(m)	E(lx)	D(m)
1	7173	0.43
2	1793	0.86
3	797	1.29
4	448	1.72
5	287	2.15

* Vorläufige Photometrien. Aktuelle Informationen finden Sie auf unserer Website / Preliminary photometries. Visit our website for updated information.

NEW

Kap Ø105 Deep - Optic Medium

LED Array DC 650 mA - 23W - 2690 lm - 2700K/CRI 90 / 23W - 2870 lm - 3000K/CRI 90



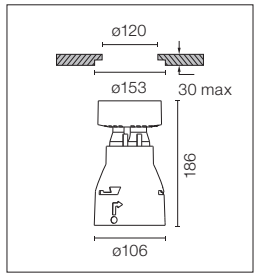

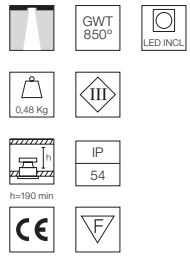

LED Einbauleuchte. Elektronischer Ferntransformator 220/240V nicht inbegriffen.
Vorinstallationsrahmen. Muss separat bestellt werden.

Recessed luminaire with LED light source. Remote electronic transformer 220/240V not included.
Pre-installation frame. To be ordered separately.

Empfohlene Netzgeräte / Recommended power supply*:

Non Dimmable	60.9592
Dimmable 1-10V	60.9188
Dimmable Dali	60.8847
Casambi	60.9207

* Siehe Treiberkapitel / Refer to the Drivers chapter

2700K

☐ 05.7151.B1



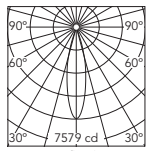

Luminous flux luminaire
1537 lm (EXTREME CUT OFF)

Beam Angle: 24°

h(m)	E(lx)	D(m)
1	7579	0.42
2	1895	0.84
3	842	1.26
4	474	1.69
5	303	2.11

3000K

☐ 05.7156.B1



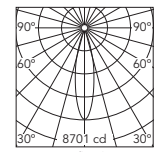

Luminous flux luminaire
1759 lm (EXTREME CUT OFF)

Beam Angle: 24°

h(m)	E(lx)	D(m)
1	8701	0.42
2	2175	0.84
3	967	1.26
4	544	1.68
5	348	2.10

■ 05.7151.GL



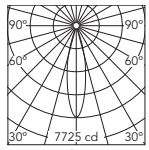

Luminous flux luminaire
1459 lm (EXTREME CUT OFF)

Beam Angle: 23°

h(m)	E(lx)	D(m)
1	7725	0.42
2	1931	0.83
3	858	1.25
4	483	1.66
5	309	2.08

■ 05.7156.GL



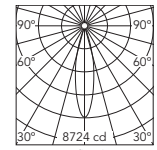

Luminous flux luminaire
1644 lm (EXTREME CUT OFF)

Beam Angle: 23°

h(m)	E(lx)	D(m)
1	8724	0.42
2	2181	0.83
3	969	1.25
4	545	1.66
5	349	2.08

■ 05.7151.BU



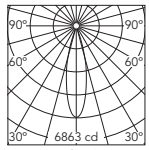

Luminous flux luminaire
1307 lm (EXTREME CUT OFF)

Beam Angle: 25°

h(m)	E(lx)	D(m)
1	6863	0.45
2	1716	0.90
3	763	1.35
4	429	1.79
5	275	2.24

■ 05.7156.BU



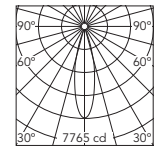

Luminous flux luminaire
1475 lm (EXTREME CUT OFF)

Beam Angle: 25°

h(m)	E(lx)	D(m)
1	7765	0.45
2	1941	0.89
3	863	1.34
4	485	1.79
5	311	2.23

■ 05.7151.74



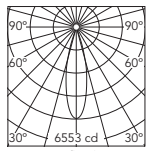

Luminous flux luminaire
1287 lm (EXTREME CUT OFF)

Beam Angle: 26°

h(m)	E(lx)	D(m)
1	6553	0.46
2	1638	0.93
3	728	1.39
4	410	1.85
5	262	2.31

■ 05.7156.74



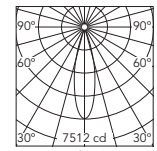

Luminous flux luminaire
1467 lm (EXTREME CUT OFF)

Beam Angle: 26°

h(m)	E(lx)	D(m)
1	7512	0.46
2	1878	0.92
3	835	1.38
4	469	1.85
5	300	2.31

■ 05.7151.CU



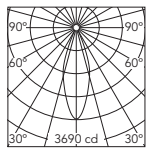

*Luminous flux luminaire
1096 lm

Beam Angle: 34°

h(m)	E(lx)	D(m)
1	3690	0.61
2	923	1.23
3	410	1.84
4	231	2.45
5	148	3.06

■ 05.7156.CU



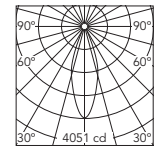

* Luminous flux luminaire
1203 lm

Beam Angle: 34°

h(m)	E(lx)	D(m)
1	4051	0.61
2	1013	1.23
3	450	1.84
4	253	2.45
5	162	3.06

* Vorläufige Photometrien. Aktuelle Informationen finden Sie auf unserer Website / Preliminary photometries. Visit our website for updated information.

Kap Ø105 Deep - Optic Flood

LED Array DC 650 mA - 23W - 2690 lm - 2700K/CRI 90 / 23W - 2870 lm - 3000K/CRI 90



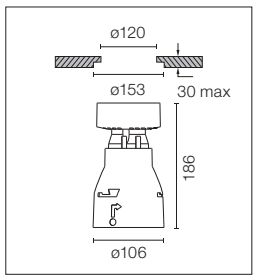

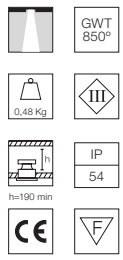

LED Einbauleuchte. Elektronischer Ferntransformator 220/240V nicht inbegriffen.
Vorinstallationsrahmen. Muss separat bestellt werden.

Recessed luminaire with LED light source. Remote electronic transformer 220/240V not included.
Pre-installation frame. To be ordered separately.

Empfohlene Netzgeräte / Recommended power supply*:

Non Dimmable	60.9592
Dimmable 1-10V	60.9188
Dimmable Dali	60.8847
Casambi	60.9207

* Siehe Treiberkapitel / Refer to the Drivers chapter

2700K

05.7152.B1



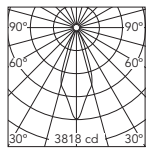

Luminous flux luminaire
1581 lm (EXTREME CUT OFF)

Beam Angle: 37°

h(m)	E(lx)	D(m)
1	3818	0.68
2	954	1.36
3	424	2.03
4	239	2.71
5	153	3.39

05.7152.GL



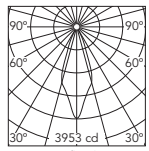

Luminous flux luminaire
1485 lm (EXTREME CUT OFF)

Beam Angle: 37°

h(m)	E(lx)	D(m)
1	3953	0.67
2	988	1.34
3	439	2.01
4	247	2.68
5	158	3.35

05.7152.BU



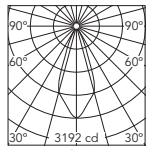

Luminous flux luminaire
1290 lm (EXTREME CUT OFF)

Beam Angle: 39°

h(m)	E(lx)	D(m)
1	3192	0.71
2	798	1.42
3	355	2.13
4	199	2.84
5	128	3.55

05.7152.74



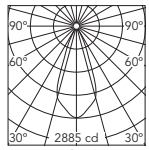

Luminous flux luminaire
1262 lm (EXTREME CUT OFF)

Beam Angle: 40°

h(m)	E(lx)	D(m)
1	2885	0.73
2	721	1.46
3	321	2.19
4	180	2.92
5	115	3.65

05.7152.CU



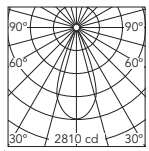

*Luminous flux luminaire
892 lm

Beam Angle: 42°

h(m)	E(lx)	D(m)
1	2810	0.77
2	702	1.53
3	312	2.30
4	176	3.07
5	112	3.83

3000K

05.7157.B1



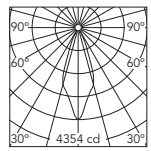

Luminous flux luminaire
1795 lm (EXTREME CUT OFF)

Beam Angle: 37°

h(m)	E(lx)	D(m)
1	4354	0.68
2	1089	1.35
3	484	2.03
4	272	2.71
5	174	3.38

05.7157.GL



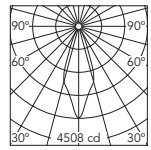

Luminous flux luminaire
1677 lm (EXTREME CUT OFF)

Beam Angle: 37°

h(m)	E(lx)	D(m)
1	4508	0.67
2	1127	1.33
3	501	2.00
4	282	2.67
5	180	3.34

05.7157.BU



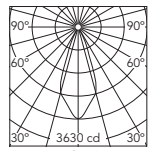

Luminous flux luminaire
1461 lm (EXTREME CUT OFF)

Beam Angle: 39°

h(m)	E(lx)	D(m)
1	3630	0.71
2	907	1.42
3	403	2.13
4	227	2.84
5	145	3.55

05.7157.74



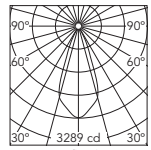

Luminous flux luminaire
1438 lm (EXTREME CUT OFF)

Beam Angle: 40°

h(m)	E(lx)	D(m)
1	3289	0.73
2	822	1.46
3	365	2.19
4	206	2.92
5	132	3.65

05.7157.CU



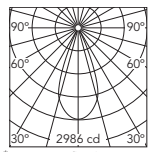

*Luminous flux luminaire
948 lm

Beam Angle: 42°

h(m)	E(lx)	D(m)
1	2986	0.77
2	747	1.53
3	332	2.30
4	187	3.07
5	119	3.83

* Vorläufige Photometrien. Aktuelle Informationen finden Sie auf unserer Website / Preliminary photometries. Visit our website for updated information.

Kap Ø145

Light Source: Phosphor LED 17W - 1400 lm - 2700K/CRI 98 / 17W - 1400 lm - 3000K/CRI 98



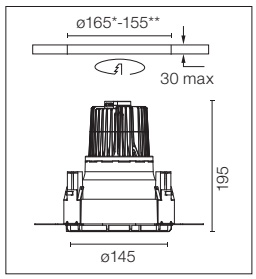

* No Trim | ** Trim

2700K

0,88 Kg

IP 44

GWT 850°

LED INCL.

LED Einbauleuchte. Elektronischer Ferntransformator 220/240V inbegriffen.
Vorinstallationsrahmen. Muss separat bestellt werden.

Recessed luminaire with LED light source. Remote electronic transformer 220/240V included.
Pre-installation frame. To be ordered separately.

2700K

Non Dimmable
03.4496.B1B
Dali Version
03.4496.B1BDA
1-10V
03.4496.B1B1V

53°

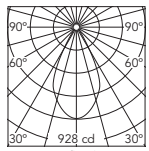

Luminous flux luminaire
775 lm (EXTREME CUT OFF)

Beam Angle: 53°

h(m)	E(lx)	D(m)
1	928	1.00
2	232	2.00
3	103	3.00
4	58	4.01
5	37	5.01

3000K

Non Dimmable
03.4420.B1C
Dali Version
03.4420.B1CDA
1-10V
03.4420.B1C1V

53°

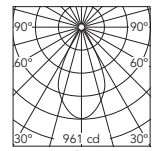

Luminous flux luminaire
803 lm (EXTREME CUT OFF)

Beam Angle: 53°

h(m)	E(lx)	D(m)
1	961	1.00
2	240	2.00
3	107	3.00
4	60	4.01
5	38	5.01

Non Dimmable
03.4496.GLB
Dali Version
03.4496.GLBDA
1-10V
03.4496.GLB1V

49°

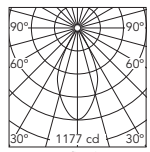

Luminous flux luminaire
760 lm (EXTREME CUT OFF)

Beam Angle: 49°

h(m)	E(lx)	D(m)
1	1177	0.92
2	294	1.84
3	131	2.76
4	74	3.68
5	47	4.60

Non Dimmable
03.4420.GLC
Dali Version
03.4420.GLCDA
1-10V
03.4420.GLC1V

49°

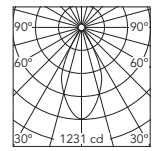

Luminous flux luminaire
796 lm (EXTREME CUT OFF)

Beam Angle: 49°

h(m)	E(lx)	D(m)
1	1231	0.92
2	308	1.84
3	137	2.76
4	77	3.68
5	49	4.60

Non Dimmable
03.4496.BUB
Dali Version
03.4496.BUBDA
1-10V
03.4496.BUB1V

54°

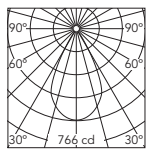

Luminous flux luminaire
550 lm (EXTREME CUT OFF)

Beam Angle: 54°

h(m)	E(lx)	D(m)
1	766	1.02
2	191	2.04
3	85	3.06
4	48	4.08
5	31	5.11

Non Dimmable
03.4420.BUC
Dali Version
03.4420.BUCDA
1-10V
03.4420.BUC1V

54°

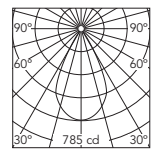

Luminous flux luminaire
563 lm (EXTREME CUT OFF)

Beam Angle: 54°

h(m)	E(lx)	D(m)
1	785	1.02
2	196	2.04
3	87	3.06
4	49	4.08
5	31	5.11

Non Dimmable
03.4496.74B
Dali Version
03.4496.74BDA
1-10V
03.4496.74B1V

52°

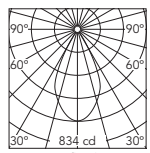

Luminous flux luminaire
541 lm (EXTREME CUT OFF)

Beam Angle: 52°

h(m)	E(lx)	D(m)
1	834	0.97
2	208	1.95
3	93	2.92
4	52	3.90
5	33	4.87

Non Dimmable
03.4420.74C
Dali Version
03.4420.74CDA
1-10V
03.4420.74C1V

52°

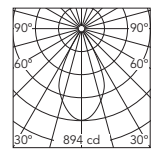

Luminous flux luminaire
580 lm (EXTREME CUT OFF)

Beam Angle: 52°

h(m)	E(lx)	D(m)
1	894	0.97
2	224	1.95
3	99	2.92
4	56	3.90
5	36	4.87

Non Dimmable
03.4496.CUB
Dali Version
03.4496.CUBDA
1-10V
03.4496.CUB1V

45°

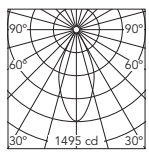

Luminous flux luminaire
796 lm (EXTREME CUT OFF)

Beam Angle: 45°

h(m)	E(lx)	D(m)
1	1495	0.83
2	374	1.66
3	166	2.49
4	93	3.33
5	60	4.16

Non Dimmable
03.4420.CUC
Dali Version
03.4420.CUCDA
1-10V
03.4420.CUC1V

45°

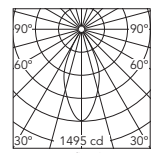

Luminous flux luminaire
796 lm (EXTREME CUT OFF)

Beam Angle: 45°

h(m)	E(lx)	D(m)
1	1495	0.83
2	374	1.66
3	166	2.49
4	93	3.33
5	60	4.16

Kap Ø145

Light Source: LED Array 17W - 1800 lm - 2700K/CRI 90 / 17W - 2000 lm - 3000K/CRI 90



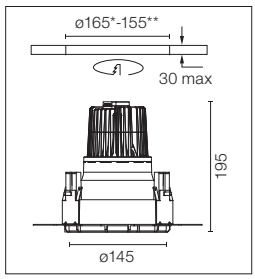

* No Trim | ** Trim

0.88 Kg

LED INCL.

GWT 850°

IP 44

LED Einbauleuchte. Elektronischer Ferntransformator 220/240V inbegriffen.
Vorinstallationsrahmen. Muss separat bestellt werden.

Recessed luminaire with LED light source. Remote electronic transformer 220/240V included.
Pre-installation frame. To be ordered separately.

2700K

Non Dimmable
☐ 03.4585.B1
Dali Version
☐ 03.4585.B1.DA
1-10V
☐ 03.4585.B1.1V

49°

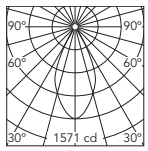

Luminous flux luminaire
1110 lm (EXTREME CUT OFF)

Beam Angle: 49°

h(m)	E(lx)	D(m)
1	1571	0.91
2	393	1.82
3	175	2.73
4	98	3.64
5	63	4.55

Non Dimmable
■ 03.4585.GL
Dali Version
■ 03.4585.GL.DA
1-10V
■ 03.4585.GL.1V

48°

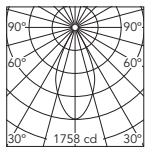

Luminous flux luminaire
1059 lm (EXTREME CUT OFF)

Beam Angle: 48°

h(m)	E(lx)	D(m)
1	1758	0.88
2	439	1.77
3	195	2.65
4	110	3.54
5	70	4.42

Non Dimmable
■ 03.4585.BU
Dali Version
■ 03.4585.BU.DA
1-10V
■ 03.4585.BU.1V

50°

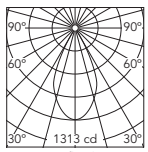

Luminous flux luminaire
791 lm (EXTREME CUT OFF)

Beam Angle: 50°

h(m)	E(lx)	D(m)
1	1313	0.93
2	328	1.86
3	146	2.79
4	82	3.72
5	53	4.65

Non Dimmable
■ 03.4585.74
Dali Version
■ 03.4585.74.DA
1-10V
■ 03.4585.74.1V

50°

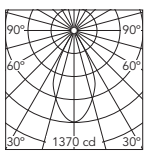

Luminous flux luminaire
815 lm (EXTREME CUT OFF)

Beam Angle: 50°

h(m)	E(lx)	D(m)
1	1370	0.93
2	343	1.86
3	152	2.79
4	86	3.72
5	55	4.65

Non Dimmable
■ 03.4585.CU
Dali Version
■ 03.4585.CU.DA
1-10V
■ 03.4585.CU.1V

43°

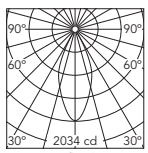

Luminous flux luminaire
977 lm (EXTREME CUT OFF)

Beam Angle: 43°

h(m)	E(lx)	D(m)
1	2034	0.78
2	509	1.57
3	226	2.35
4	127	3.14
5	81	3.92

3000K

Non Dimmable
☐ 03.4584.B1
Dali Version
☐ 03.4584.B1.DA
1-10V
☐ 03.4584.B1.1V

49°

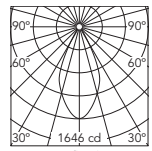

Luminous flux luminaire
1163 lm (EXTREME CUT OFF)

Beam Angle: 49°

h(m)	E(lx)	D(m)
1	1646	0.91
2	411	1.82
3	183	2.73
4	103	3.64
5	66	4.55

Non Dimmable
■ 03.4584.GL
Dali Version
■ 03.4584.GL.DA
1-10V
■ 03.4584.GL.1V

48°

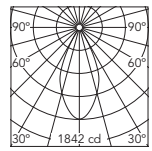

Luminous flux luminaire
1109 lm (EXTREME CUT OFF)

Beam Angle: 48°

h(m)	E(lx)	D(m)
1	1842	0.88
2	460	1.77
3	205	2.65
4	115	3.54
5	74	4.42

Non Dimmable
■ 03.4584.BU
Dali Version
■ 03.4584.BU.DA
1-10V
■ 03.4584.BU.1V

50°

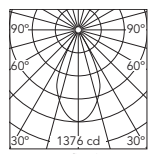

Luminous flux luminaire
829 lm (EXTREME CUT OFF)

Beam Angle: 50°

h(m)	E(lx)	D(m)
1	1376	0.93
2	344	1.86
3	153	2.79
4	86	3.72
5	55	4.65

Non Dimmable
■ 03.4584.74
Dali Version
■ 03.4584.74.DA
1-10V
■ 03.4584.74.1V

50°

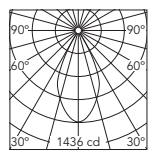

Luminous flux luminaire
854 lm (EXTREME CUT OFF)

Beam Angle: 50°

h(m)	E(lx)	D(m)
1	1436	0.93
2	359	1.86
3	160	2.79
4	90	3.72
5	57	4.65

Non Dimmable
■ 03.4584.CU
Dali Version
■ 03.4584.CU.DA
1-10V
■ 03.4584.CU.1V

43°

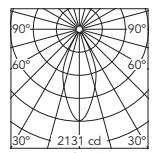

Luminous flux luminaire
1023 lm (EXTREME CUT OFF)

Beam Angle: 43°

h(m)	E(lx)	D(m)
1	2131	0.78
2	533	1.57
3	237	2.35
4	133	3.14
5	85	3.92

Kap Ø145 Deep

Light Source: Phosphor LED 17W - 1400 lm - 2700K/CRI 98 / 17W - 1400 lm - 3000K/CRI 98



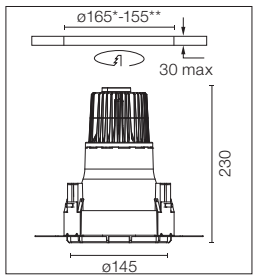

* No Trim | ** Trim

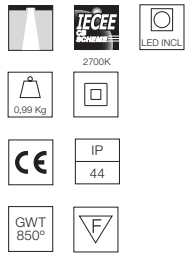

LED Einbauleuchte. Elektronischer Ferntransformator 220/240V inbegriffen.
Vorinstallationsrahmen. Muss separat bestellt werden.

Recessed luminaire with LED light source. Remote electronic transformer 220/240V included.
Pre-installation frame. To be ordered separately.

2700K

Non Dimmable
☐ 03.4497.B1B
Dali Version
☐ 03.4497.B1BDA
1-10V
☐ 03.4497.B1B1V

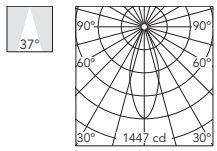

Luminous flux luminaire 694 lm (EXTREME CUT OFF)

Beam Angle: 37°

h(m)	E(lx)	D(m)
1	1447	0.67
2	362	1.34
3	161	2.01
4	90	2.69
5	58	3.36

Non Dimmable
■ 03.4497.GLB
Dali Version
■ 03.4497.GLBDA
1-10V
■ 03.4497.GLB1V

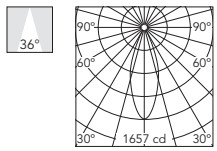

Luminous flux luminaire 678 lm (EXTREME CUT OFF)

Beam Angle: 36°

h(m)	E(lx)	D(m)
1	1657	0.65
2	414	1.30
3	184	1.96
4	104	2.61
5	66	3.26

Non Dimmable
■ 03.4497.BUB
Dali Version
■ 03.4497.BUBDA
1-10V
■ 03.4497.BUB1V

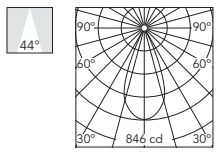

Luminous flux luminaire 406 lm (EXTREME CUT OFF)

Beam Angle: 44°

h(m)	E(lx)	D(m)
1	846	0.80
2	211	1.60
3	94	2.39
4	53	3.19
5	34	3.99

Non Dimmable
■ 03.4497.74B
Dali Version
■ 03.4497.74BDA
1-10V
■ 03.4497.74B1V

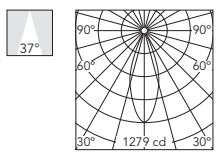

Luminous flux luminaire 450 lm (EXTREME CUT OFF)

Beam Angle: 37°

h(m)	E(lx)	D(m)
1	1279	0.66
2	320	1.32
3	142	1.98
4	80	2.64
5	51	3.30

Non Dimmable
■ 03.4497.CUB
Dali Version
■ 03.4497.CUBDA
1-10V
■ 03.4497.CUB1V

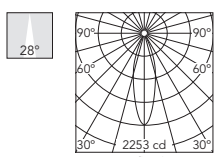

Luminous flux luminaire 662 lm (EXTREME CUT OFF)

Beam Angle: 28°

h(m)	E(lx)	D(m)
1	2253	0.50
2	563	1.01
3	250	1.51
4	141	2.02
5	90	2.52

3000K

Non Dimmable
☐ 03.4482.B1C
Dali Version
☐ 03.4482.B1CDA
1-10V
☐ 03.4482.B1C1V

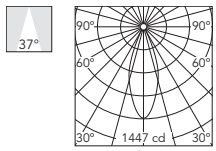

Luminous flux luminaire 694 lm (EXTREME CUT OFF)

Beam Angle: 37°

h(m)	E(lx)	D(m)
1	1447	0.67
2	362	1.34
3	161	2.01
4	90	2.69
5	58	3.36

Non Dimmable
■ 03.4482.GLC
Dali Version
■ 03.4482.GLCDA
1-10V
■ 03.4482.GLC1V

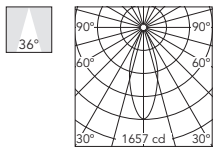

Luminous flux luminaire 678 lm (EXTREME CUT OFF)

Beam Angle: 36°

h(m)	E(lx)	D(m)
1	1657	0.65
2	414	1.30
3	184	1.96
4	104	2.61
5	66	3.26

Non Dimmable
■ 03.4482.BUC
Dali Version
■ 03.4482.BUCDA
1-10V
■ 03.4482.BUC1V

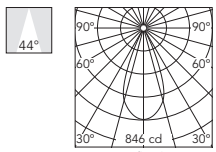

Luminous flux luminaire 406 lm (EXTREME CUT OFF)

Beam Angle: 44°

h(m)	E(lx)	D(m)
1	846	0.80
2	211	1.60
3	94	2.39
4	53	3.19
5	34	3.99

Non Dimmable
■ 03.4482.74C
Dali Version
■ 03.4482.74CDA
1-10V
■ 03.4482.74C1V

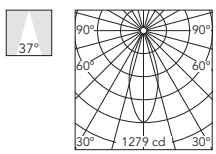

Luminous flux luminaire 450 lm (EXTREME CUT OFF)

Beam Angle: 37°

h(m)	E(lx)	D(m)
1	1279	0.66
2	320	1.32
3	142	1.98
4	80	2.64
5	51	3.30

Non Dimmable
■ 03.4482.CUC
Dali Version
■ 03.4482.CUCDA
1-10V
■ 03.4482.CUC1V

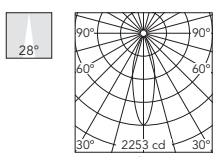

Luminous flux luminaire 662 lm (EXTREME CUT OFF)

Beam Angle: 28°

h(m)	E(lx)	D(m)
1	2253	0.50
2	563	1.01
3	250	1.51
4	141	2.02
5	90	2.52

Kap Ø145 Deep

Light Source: LED Array 17W - 1800 lm - 2700K/CRI 90 / 17W - 2000 lm - 3000K/CRI 90



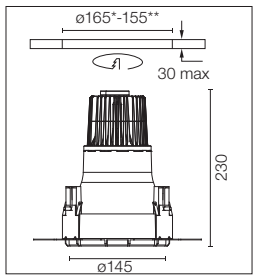

* No Trim | ** Trim

0,99 Kg

GWT 850°

IP 44

LED INCL.

LED Einbauleuchte. Elektronischer Ferntransformator 220/240V inbegriffen.
Vorinstallationsrahmen. Muss separat bestellt werden.

Recessed luminaire with LED light source. Remote electronic transformer 220/240V included.
Pre-installation frame. To be ordered separately.

2700K

Non Dimmable
03.4587.B1
Dali Version
03.4587.B1.DA
1-10V
03.4587.B1.1V

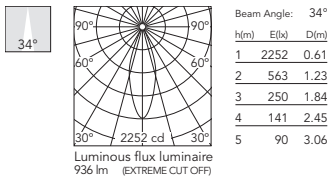

Luminous flux luminaire 936 lm (EXTREME CUT OFF)

Beam Angle: 34°

h(m)	E(lx)	D(m)
1	2252	0.61
2	563	1.23
3	250	1.84
4	141	2.45
5	90	3.06

Non Dimmable
03.4587.GL
Dali Version
03.4587.GL.DA
1-10V
03.4587.GL.1V

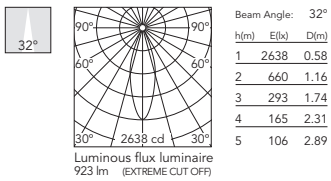

Luminous flux luminaire 923 lm (EXTREME CUT OFF)

Beam Angle: 32°

h(m)	E(lx)	D(m)
1	2638	0.58
2	660	1.16
3	293	1.74
4	165	2.31
5	106	2.89

Non Dimmable
03.4587.BU
Dali Version
03.4587.BU.DA
1-10V
03.4587.BU.1V

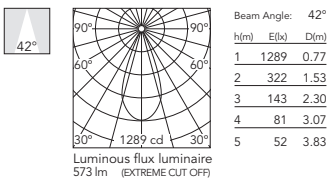

Luminous flux luminaire 573 lm (EXTREME CUT OFF)

Beam Angle: 42°

h(m)	E(lx)	D(m)
1	1289	0.77
2	322	1.53
3	143	2.30
4	81	3.07
5	52	3.83

Non Dimmable
03.4587.74
Dali Version
03.4587.74.DA
1-10V
03.4587.74.1V

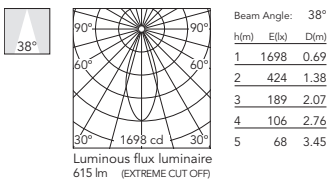

Luminous flux luminaire 615 lm (EXTREME CUT OFF)

Beam Angle: 38°

h(m)	E(lx)	D(m)
1	1698	0.69
2	424	1.38
3	189	2.07
4	106	2.76
5	68	3.45

Non Dimmable
03.4587.CU
Dali Version
03.4587.CU.DA
1-10V
03.4587.CU.1V

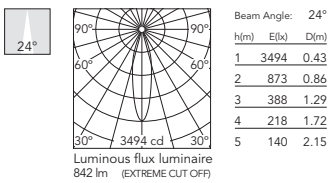

Luminous flux luminaire 842 lm (EXTREME CUT OFF)

Beam Angle: 24°

h(m)	E(lx)	D(m)
1	3494	0.43
2	873	0.86
3	388	1.29
4	218	1.72
5	140	2.15

3000K

Non Dimmable
03.4586.B1
Dali Version
03.4586.B1.DA
1-10V
03.4586.B1.1V

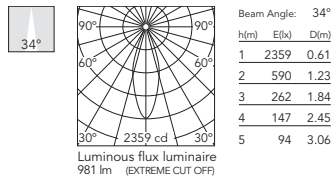

Luminous flux luminaire 981 lm (EXTREME CUT OFF)

Beam Angle: 34°

h(m)	E(lx)	D(m)
1	2359	0.61
2	590	1.23
3	262	1.84
4	147	2.45
5	94	3.06

Non Dimmable
03.4586.GL
Dali Version
03.4586.GL.DA
1-10V
03.4586.GL.1V

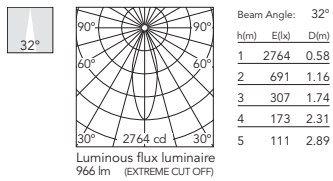

Luminous flux luminaire 966 lm (EXTREME CUT OFF)

Beam Angle: 32°

h(m)	E(lx)	D(m)
1	2764	0.58
2	691	1.16
3	307	1.74
4	173	2.31
5	111	2.89

Non Dimmable
03.4586.BU
Dali Version
03.4586.BU.DA
1-10V
03.4586.BU.1V

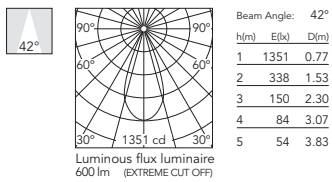

Luminous flux luminaire 600 lm (EXTREME CUT OFF)

Beam Angle: 42°

h(m)	E(lx)	D(m)
1	1351	0.77
2	338	1.53
3	150	2.30
4	84	3.07
5	54	3.83

Non Dimmable
03.4586.74
Dali Version
03.4586.74.DA
1-10V
03.4586.74.1V

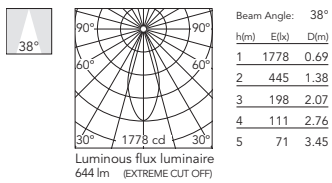

Luminous flux luminaire 644 lm (EXTREME CUT OFF)

Beam Angle: 38°

h(m)	E(lx)	D(m)
1	1778	0.69
2	445	1.38
3	198	2.07
4	111	2.76
5	71	3.45

Non Dimmable
03.4586.CU
Dali Version
03.4586.CU.DA
1-10V
03.4586.CU.1V

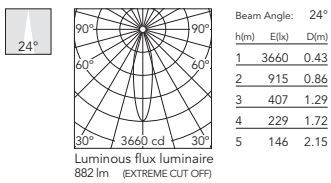

Luminous flux luminaire 882 lm (EXTREME CUT OFF)

Beam Angle: 24°

h(m)	E(lx)	D(m)
1	3660	0.43
2	915	0.86
3	407	1.29
4	229	1.72
5	146	2.15

Kap Ø145 Wall-Washer

Light Source: Phosphor LED 17W - 1400 lm - 2700K/CRI 98 / 17W - 1400 lm - 3000K/CRI 98



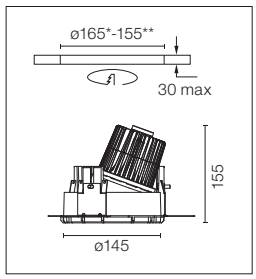

* No Trim | ** Trim

GWT 850°
0,94 Kg
2700K
LED INCL
30°
IP 44

LED Einbauleuchte. Elektronischer Ferntransformator 220/240V inbegriffen.
Vorinstallationsrahmen. Muss separat bestellt werden.

Recessed luminaire with LED light source. Remote electronic transformer 220/240V included.
Pre-installation frame. To be ordered separately.

2700K

Non Dimmable
☐ 03.4498.B1B
Dali Version
☐ 03.4498.B1BDA
1-10V
☐ 03.4498.B1B1V

59°

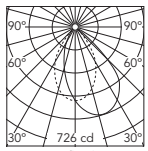

Luminous flux luminaire 872 lm (EXTREME CUT OFF)

Beam Angle: 59°

h(m)	E(lx)	D(m)
1	726	1.26
2	181	2.53
3	81	3.79
4	45	5.05
5	29	6.32

Non Dimmable
■ 03.4498.GLB
Dali Version
■ 03.4498.GLBDA
1-10V
■ 03.4498.GLB1V

56°

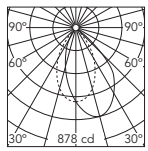

Luminous flux luminaire 871 lm (EXTREME CUT OFF)

Beam Angle: 56°

h(m)	E(lx)	D(m)
1	878	1.18
2	219	2.37
3	98	3.55
4	55	4.73
5	35	5.92

Non Dimmable
■ 03.4498.BUB
Dali Version
■ 03.4498.BUBDA
1-10V
■ 03.4498.BUB1V

58°

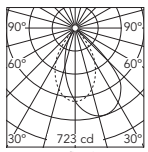

Luminous flux luminaire 736 lm (EXTREME CUT OFF)

Beam Angle: 58°

h(m)	E(lx)	D(m)
1	723	1.25
2	181	2.51
3	80	3.76
4	45	5.01
5	29	6.26

Non Dimmable
■ 03.4498.74B
Dali Version
■ 03.4498.74BDA
1-10V
■ 03.4498.74B1V

58°

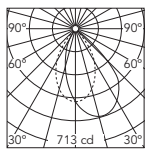

Luminous flux luminaire 747 lm (EXTREME CUT OFF)

Beam Angle: 58°

h(m)	E(lx)	D(m)
1	713	1.24
2	178	2.48
3	79	3.72
4	45	4.96
5	29	6.20

Non Dimmable
■ 03.4498.CUB
Dali Version
■ 03.4498.CUBDA
1-10V
■ 03.4498.CUB1V

54°

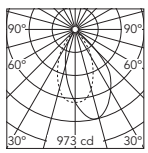

Luminous flux luminaire 879 lm (EXTREME CUT OFF)

Beam Angle: 54°

h(m)	E(lx)	D(m)
1	973	1.10
2	243	2.21
3	108	3.31
4	61	4.42
5	39	5.52

3000K

Non Dimmable
☐ 03.4475.B1C
Dali Version
☐ 03.4475.B1CDA
1-10V
☐ 03.4475.B1C1V

59°

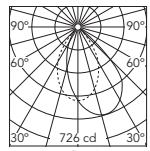

Luminous flux luminaire 872 lm (EXTREME CUT OFF)

Beam Angle: 59°

h(m)	E(lx)	D(m)
1	726	1.26
2	181	2.53
3	81	3.79
4	45	5.05
5	29	6.32

Non Dimmable
■ 03.4475.GLC
Dali Version
■ 03.4475.GLCDA
1-10V
■ 03.4475.GLC1V

56°

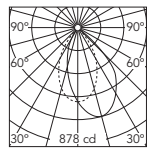

Luminous flux luminaire 871 lm (EXTREME CUT OFF)

Beam Angle: 56°

h(m)	E(lx)	D(m)
1	878	1.18
2	219	2.37
3	98	3.55
4	55	4.73
5	35	5.92

Non Dimmable
■ 03.4475.BUC
Dali Version
■ 03.4475.BUCDA
1-10V
■ 03.4475.BUC1V

58°

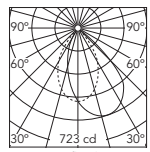

Luminous flux luminaire 736 lm (EXTREME CUT OFF)

Beam Angle: 58°

h(m)	E(lx)	D(m)
1	723	1.25
2	181	2.51
3	80	3.76
4	45	5.01
5	29	6.26

Non Dimmable
■ 03.4475.74C
Dali Version
■ 03.4475.74CDA
1-10V
■ 03.4475.74C1V

58°

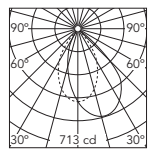

Luminous flux luminaire 747 lm (EXTREME CUT OFF)

Beam Angle: 58°

h(m)	E(lx)	D(m)
1	713	1.24
2	178	2.48
3	79	3.72
4	45	4.96
5	29	6.20

Non Dimmable
■ 03.4475.CUC
Dali Version
■ 03.4475.CUCDA
1-10V
■ 03.4475.CUC1V

54°

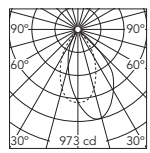

Luminous flux luminaire 879 lm (EXTREME CUT OFF)

Beam Angle: 54°

h(m)	E(lx)	D(m)
1	973	1.10
2	243	2.21
3	108	3.31
4	61	4.42
5	39	5.52

Kap Ø145 Wall-Washer

Light Source: LED Array 17W - 1800 lm - 2700K/CRI 90 / 17W - 2000 lm - 3000K/CRI 90



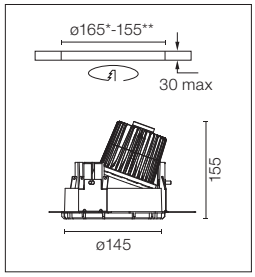

* No Trim | ** Trim

GWT 850°
IP 44
0,94 Kg
LED INCL

LED Einbauleuchte. Elektronischer Ferntransformator 220/240V inbegriffen.
Vorinstallationsrahmen. Muss separat bestellt werden.

Recessed luminaire with LED light source. Remote electronic transformer 220/240V included.
Pre-installation frame. To be ordered separately.

2700K

Non Dimmable
03.4589.B1
Dali Version
03.4589.B1.DA
1-10V
03.4589.B1.1V

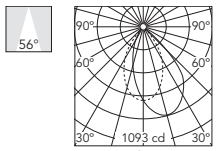

Luminous flux luminaire 1189 lm (EXTREME CUT OFF)

Beam Angle:	56°
h(m)	E(lx) D(m)
1	1093 1.17
2	273 2.34
3	121 3.52
4	68 4.69
5	44 5.86

Non Dimmable
03.4589.GL
Dali Version
03.4589.GL.DA
1-10V
03.4589.GL.1V

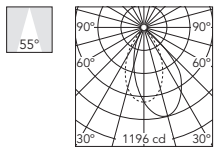

Luminous flux luminaire 1131 lm (EXTREME CUT OFF)

Beam Angle:	55°
h(m)	E(lx) D(m)
1	1196 1.13
2	299 2.26
3	133 3.39
4	75 4.52
5	48 5.65

Non Dimmable
03.4589.BU
Dali Version
03.4589.BU.DA
1-10V
03.4589.BU.1V

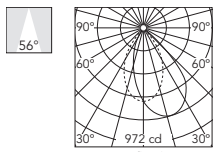

Luminous flux luminaire 980 lm (EXTREME CUT OFF)

Beam Angle:	56°
h(m)	E(lx) D(m)
1	972 1.17
2	243 2.34
3	108 3.51
4	61 4.68
5	39 5.85

Non Dimmable
03.4589.74
Dali Version
03.4589.74.DA
1-10V
03.4589.74.1V

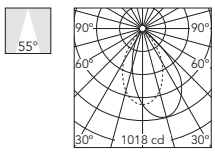

Luminous flux luminaire 999 lm (EXTREME CUT OFF)

Beam Angle:	55°
h(m)	E(lx) D(m)
1	1018 1.14
2	254 2.29
3	113 3.43
4	64 4.57
5	41 5.72

Non Dimmable
03.4589.CU
Dali Version
03.4589.CU.DA
1-10V
03.4589.CU.1V

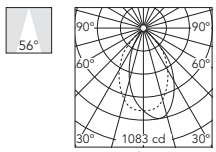

Luminous flux luminaire 1117 lm (EXTREME CUT OFF)

Beam Angle:	56°
h(m)	E(lx) D(m)
1	1083 1.09
2	271 2.18
3	120 3.27
4	68 4.36
5	43 5.45

3000K

Non Dimmable
03.4588.B1
Dali Version
03.4588.B1.DA
1-10V
03.4588.B1.1V

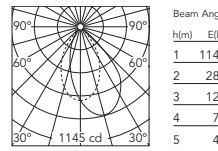

Luminous flux luminaire 1246 lm (EXTREME CUT OFF)

Beam Angle:	56°
h(m)	E(lx) D(m)
1	1145 1.17
2	286 2.34
3	127 3.52
4	72 4.69
5	46 5.86

Non Dimmable
03.4588.GL
Dali Version
03.4588.GL.DA
1-10V
03.4588.GL.1V

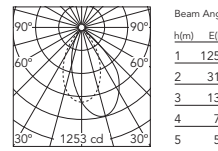

Luminous flux luminaire 1185 lm (EXTREME CUT OFF)

Beam Angle:	55°
h(m)	E(lx) D(m)
1	1253 1.13
2	313 2.26
3	139 3.39
4	78 4.52
5	50 5.65

Non Dimmable
03.4588.BU
Dali Version
03.4588.BU.DA
1-10V
03.4588.BU.1V

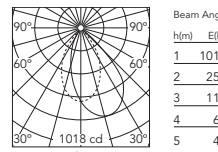

Luminous flux luminaire 1026 lm (EXTREME CUT OFF)

Beam Angle:	56°
h(m)	E(lx) D(m)
1	1018 1.17
2	254 2.34
3	113 3.51
4	64 4.68
5	41 5.85

Non Dimmable
03.4588.74
Dali Version
03.4588.74.DA
1-10V
03.4588.74.1V

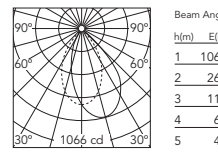

Luminous flux luminaire 1047 lm (EXTREME CUT OFF)

Beam Angle:	55°
h(m)	E(lx) D(m)
1	1066 1.14
2	267 2.29
3	118 3.43
4	67 4.57
5	43 5.72

Non Dimmable
03.4588.CU
Dali Version
03.4588.CU.DA
1-10V
03.4588.CU.1V

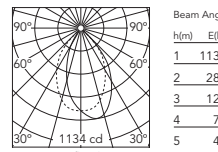

Luminous flux luminaire 1170 lm (EXTREME CUT OFF)

Beam Angle:	56°
h(m)	E(lx) D(m)
1	1134 1.09
2	284 2.18
3	126 3.27
4	71 4.36
5	45 5.45

NEW

Easy Kap Ø50 Fixed - Optic Spot

Light Source: LED Array DC 200 mA - 7,5W - 595 lm - 2700K/CRI 90 / 7,5W - 635 lm - 3000K/CRI 90



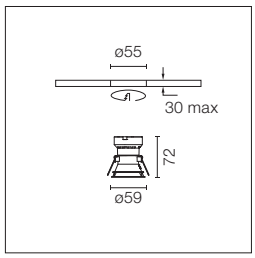

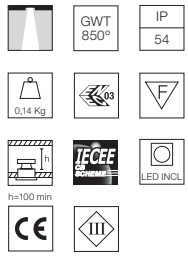

LED Einbauleuchte. Ohne Netzgerät. Installationsrahmen nicht notwendig.

Recessed luminaire with LED light source. Power supply not included. Installation frame not necessary.

Empfohlene Netzgeräte / Recommended power supply*:

Non Dimmable	60.9160
Dimmable 0-10V	60.9483
Dimmable Dali	60.9604
Mains Dimming	60.9421
Casambi	60.9392 + DALI/1-10V Driver

* Siehe Treiberkapitel / Refer to the Drivers chapter

2700K

05.7200.B1

15° SPOT

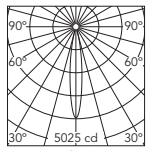

Luminous flux luminaire
543 lm (EXTREME CUT OFF)

Beam Angle: 15°

h(m)	E(lx)	D(m)
1	5025	0.27
2	1256	0.53
3	558	0.80
4	314	1.07
5	201	1.33

05.7200.GL

15° SPOT

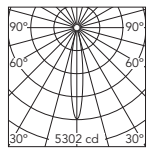

Luminous flux luminaire
554 lm (EXTREME CUT OFF)

Beam Angle: 15°

h(m)	E(lx)	D(m)
1	5302	0.26
2	1325	0.53
3	589	0.79
4	331	1.06
5	212	1.32

05.7200.BU

15° SPOT

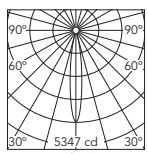

Luminous flux luminaire
526 lm (EXTREME CUT OFF)

Beam Angle: 15°

h(m)	E(lx)	D(m)
1	5347	0.26
2	1337	0.52
3	594	0.78
4	334	1.04
5	214	1.30

05.7200.74

15° SPOT

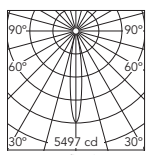

Luminous flux luminaire
528 lm (EXTREME CUT OFF)

Beam Angle: 15°

h(m)	E(lx)	D(m)
1	5497	0.26
2	1374	0.52
3	611	0.77
4	344	1.03
5	220	1.29

05.7200.CU

15° SPOT

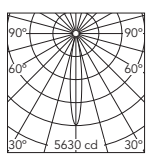

Luminous flux luminaire
547 lm (EXTREME CUT OFF)

Beam Angle: 15°

h(m)	E(lx)	D(m)
1	5630	0.26
2	1408	0.51
3	626	0.77
4	352	1.03
5	225	1.29

3000K

05.7205.B1

15° SPOT

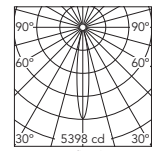

Luminous flux luminaire
583 lm (EXTREME CUT OFF)

Beam Angle: 15°

h(m)	E(lx)	D(m)
1	5398	0.27
2	1349	0.53
3	600	0.80
4	337	1.07
5	216	1.33

05.7205.GL

15° SPOT

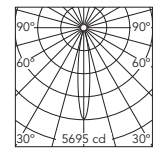

Luminous flux luminaire
595 lm (EXTREME CUT OFF)

Beam Angle: 15°

h(m)	E(lx)	D(m)
1	5695	0.26
2	1424	0.53
3	633	0.79
4	356	1.06
5	228	1.32

05.7205.BU

15° SPOT

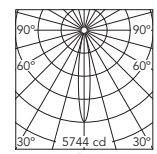

Luminous flux luminaire
565 lm (EXTREME CUT OFF)

Beam Angle: 15°

h(m)	E(lx)	D(m)
1	5744	0.26
2	1436	0.52
3	638	0.78
4	359	1.04
5	230	1.30

05.7205.74

15° SPOT

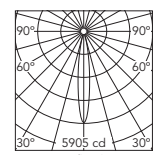

Luminous flux luminaire
567 lm (EXTREME CUT OFF)

Beam Angle: 15°

h(m)	E(lx)	D(m)
1	5905	0.26
2	1476	0.52
3	656	0.77
4	369	1.03
5	236	1.29

05.7205.CU

15° SPOT

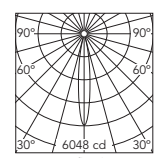

Luminous flux luminaire
587 lm (EXTREME CUT OFF)

Beam Angle: 15°

h(m)	E(lx)	D(m)
1	6048	0.26
2	1512	0.51
3	672	0.77
4	378	1.03
5	242	1.29

Easy Kap Ø50 Fixed - Optic Medium

Light Source: LED Array DC 200 mA - 7,5W - 595 lm - 2700K/CRI 90 / 7,5W - 635 lm - 3000K/CRI 90



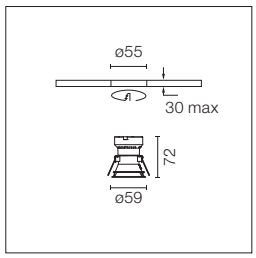

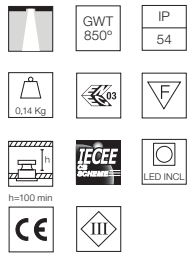

LED Einbauleuchte. Ohne Netzgerät. Installationsrahmen nicht notwendig.

Recessed luminaire with LED light source. Power supply not included. Installation frame not necessary.

Empfohlene Netzgeräte / Recommended power supply*:

Non Dimmable	60.9160
Dimmable 0-10V	60.9483
Dimmable Dali	60.9604
Mains Dimming	60.9421
Casambi	60.9392 + DALI/1-10V Driver

* Siehe Treiberkapitel / Refer to the Drivers chapter

2700K

☐ 05.7201.B1



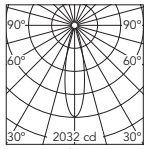

Luminous flux luminaire
488 lm (EXTREME CUT OFF)

Beam Angle: 24°

h(m)	E(lx)	D(m)
1	2032	0.43
2	508	0.86
3	226	1.30
4	127	1.73
5	81	2.16

3000K

☐ 05.7206.B1



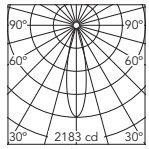

Luminous flux luminaire
524 lm (EXTREME CUT OFF)

Beam Angle: 24°

h(m)	E(lx)	D(m)
1	2183	0.43
2	546	0.86
3	243	1.30
4	136	1.73
5	87	2.16

■ 05.7201.GL



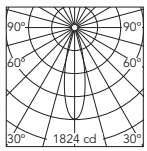

Luminous flux luminaire
452 lm (EXTREME CUT OFF)

Beam Angle: 26°

h(m)	E(lx)	D(m)
1	1824	0.45
2	456	0.91
3	203	1.36
4	114	1.82
5	73	2.27

■ 05.7206.GL



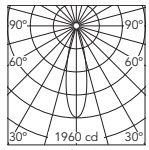

Luminous flux luminaire
485 lm (EXTREME CUT OFF)

Beam Angle: 26°

h(m)	E(lx)	D(m)
1	1960	0.45
2	490	0.91
3	218	1.36
4	122	1.82
5	78	2.27

■ 05.7201.BU



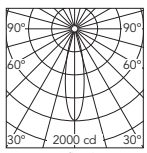

Luminous flux luminaire
442 lm (EXTREME CUT OFF)

Beam Angle: 24°

h(m)	E(lx)	D(m)
1	2000	0.42
2	500	0.84
3	222	1.26
4	125	1.67
5	80	2.09

■ 05.7206.BU



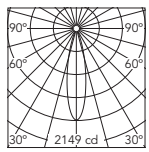

Luminous flux luminaire
475 lm (EXTREME CUT OFF)

Beam Angle: 24°

h(m)	E(lx)	D(m)
1	2149	0.42
2	537	0.84
3	239	1.26
4	134	1.67
5	86	2.09

■ 05.7201.74



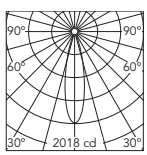

Luminous flux luminaire
443 lm (EXTREME CUT OFF)

Beam Angle: 24°

h(m)	E(lx)	D(m)
1	2018	0.43
2	504	0.85
3	224	1.28
4	126	1.71
5	81	2.13

■ 05.7206.74



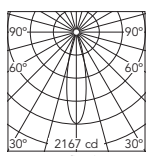

Luminous flux luminaire
476 lm (EXTREME CUT OFF)

Beam Angle: 24°

h(m)	E(lx)	D(m)
1	2167	0.43
2	542	0.85
3	241	1.28
4	135	1.71
5	87	2.13

■ 05.7201.CU



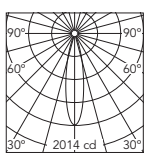

Luminous flux luminaire
417 lm (EXTREME CUT OFF)

Beam Angle: 22°

h(m)	E(lx)	D(m)
1	2014	0.40
2	503	0.79
3	224	1.19
4	126	1.59
5	81	1.99

■ 05.7206.CU



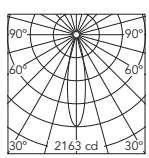

Luminous flux luminaire
449 lm (EXTREME CUT OFF)

Beam Angle: 22°

h(m)	E(lx)	D(m)
1	2163	0.40
2	541	0.79
3	240	1.19
4	135	1.59
5	87	1.99

NEW

Easy Kap Ø50 Fixed - Optic Flood

Light Source: LED Array DC 200 mA - 7,5W - 595 lm - 2700K/CRI 90 / 7,5W - 635 lm - 3000K/CRI 90



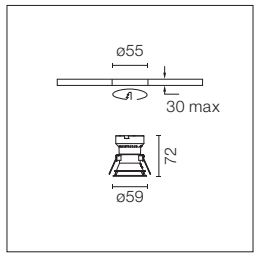

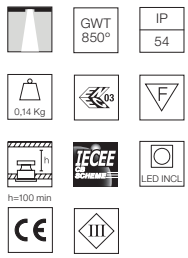

LED Einbauleuchte. Ohne Netzgerät. Installationsrahmen nicht notwendig.

Recessed luminaire with LED light source. Power supply not included. Installation frame not necessary.

Empfohlene Netzgeräte / Recommended power supply*:

Non Dimmable	60.9160
Dimmable 0-10V	60.9483
Dimmable Dali	60.9604
Mains Dimming	60.9421
Casambi	60.9392 + DALI/1-10V Driver

* Siehe Treiberkapitel / Refer to the Drivers chapter

2700K

☐ 05.7202.B1



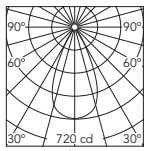

Luminous flux luminaire
496 lm (EXTREME CUT OFF)

Beam Angle: 49°

h(m)	E(lx)	D(m)
1	720	0.91
2	180	1.83
3	80	2.74
4	45	3.66
5	29	4.57

3000K

☐ 05.7207.B1



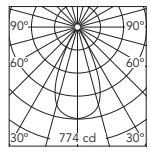

Luminous flux luminaire
532 lm (EXTREME CUT OFF)

Beam Angle: 49°

h(m)	E(lx)	D(m)
1	774	0.91
2	193	1.83
3	86	2.74
4	48	3.66
5	31	4.57

■ 05.7202.GL



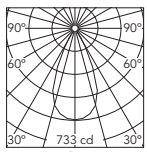

Luminous flux luminaire
476 lm (EXTREME CUT OFF)

Beam Angle: 49°

h(m)	E(lx)	D(m)
1	733	0.90
2	183	1.81
3	81	2.71
4	46	3.61
5	29	4.52

■ 05.7207.GL



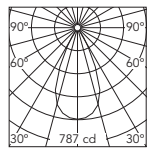

Luminous flux luminaire
511 lm (EXTREME CUT OFF)

Beam Angle: 49°

h(m)	E(lx)	D(m)
1	787	0.90
2	197	1.81
3	87	2.71
4	49	3.61
5	31	4.52

■ 05.7202.BU



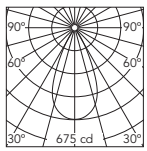

Luminous flux luminaire
431 lm (EXTREME CUT OFF)

Beam Angle: 49°

h(m)	E(lx)	D(m)
1	675	0.91
2	169	1.81
3	75	2.72
4	42	3.63
5	27	4.53

■ 05.7207.BU



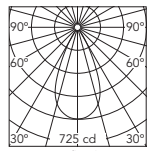

Luminous flux luminaire
463 lm (EXTREME CUT OFF)

Beam Angle: 49°

h(m)	E(lx)	D(m)
1	725	0.91
2	181	1.81
3	81	2.72
4	45	3.63
5	29	4.53

■ 05.7202.74



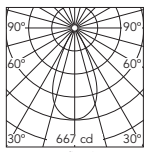

Luminous flux luminaire
416 lm (EXTREME CUT OFF)

Beam Angle: 49°

h(m)	E(lx)	D(m)
1	667	0.91
2	167	1.82
3	74	2.72
4	42	3.63
5	27	4.54

■ 05.7207.74



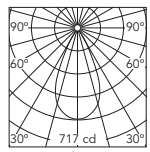

Luminous flux luminaire
447 lm (EXTREME CUT OFF)

Beam Angle: 49°

h(m)	E(lx)	D(m)
1	717	0.91
2	179	1.82
3	80	2.72
4	45	3.63
5	29	4.54

■ 05.7202.CU



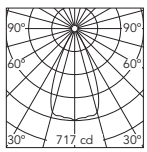

Luminous flux luminaire
472 lm (EXTREME CUT OFF)

Beam Angle: 49°

h(m)	E(lx)	D(m)
1	717	0.91
2	179	1.83
3	80	2.74
4	45	3.66
5	29	4.57

■ 05.7207.CU



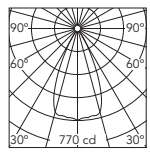

Luminous flux luminaire
507 lm (EXTREME CUT OFF)

Beam Angle: 49°

h(m)	E(lx)	D(m)
1	770	0.91
2	193	1.83
3	86	2.74
4	48	3.66
5	31	4.57

Easy Kap Ø50 Adjustable - Optic Spot

Light Source: LED Array DC 200 mA - 7,5W - 595 lm - 2700K/CRI 90 / 7,5W - 635 lm - 3000K/CRI 90



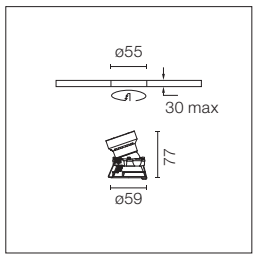



LED Einbauleuchte. Ohne Netzgerät. Installationsrahmen nicht notwendig.

Recessed luminaire with LED light source. Power supply not included. Installation frame not necessary.

Empfohlene Netzgeräte / Recommended power supply*:

Non Dimmable	60.9160
Dimmable 0-10V	60.9483
Dimmable Dali	60.9604
Mains Dimming	60.9421
Casambi	60.9392 + DALI/1-10V Driver

* Siehe Treiberkapitel / Refer to the Drivers chapter

2700K

☐ 05.7210.B1

15° SPOT

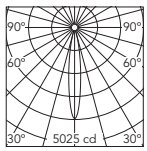

Luminous flux luminaire
543 lm (EXTREME CUT OFF)

Beam Angle: 15°

h(m)	E(lx)	D(m)
1	5025	0.27
2	1256	0.53
3	558	0.80
4	314	1.07
5	201	1.33

3000K

☐ 05.7215.B1

15° SPOT

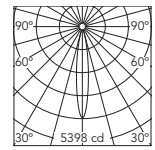

Luminous flux luminaire
583 lm (EXTREME CUT OFF)

Beam Angle: 15°

h(m)	E(lx)	D(m)
1	5398	0.27
2	1349	0.53
3	600	0.80
4	337	1.07
5	216	1.33

■ 05.7210.GL

15° SPOT

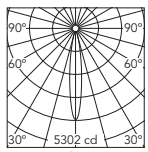

Luminous flux luminaire
554 lm (EXTREME CUT OFF)

Beam Angle: 15°

h(m)	E(lx)	D(m)
1	5302	0.26
2	1325	0.53
3	589	0.79
4	331	1.06
5	212	1.32

■ 05.7215.GL

15° SPOT

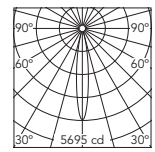

Luminous flux luminaire
595 lm (EXTREME CUT OFF)

Beam Angle: 15°

h(m)	E(lx)	D(m)
1	5695	0.26
2	1424	0.53
3	633	0.79
4	356	1.06
5	228	1.32

■ 05.7210.BU

15° SPOT

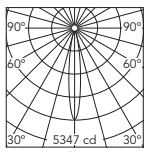

Luminous flux luminaire
526 lm (EXTREME CUT OFF)

Beam Angle: 15°

h(m)	E(lx)	D(m)
1	5347	0.26
2	1337	0.52
3	594	0.78
4	334	1.04
5	214	1.30

■ 05.7215.BU

15° SPOT

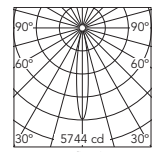

Luminous flux luminaire
565 lm (EXTREME CUT OFF)

Beam Angle: 15°

h(m)	E(lx)	D(m)
1	5744	0.26
2	1436	0.52
3	638	0.78
4	359	1.04
5	230	1.30

■ 05.7210.74

15° SPOT

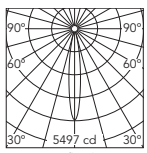

Luminous flux luminaire
528 lm (EXTREME CUT OFF)

Beam Angle: 15°

h(m)	E(lx)	D(m)
1	5497	0.26
2	1374	0.52
3	611	0.77
4	344	1.03
5	220	1.29

■ 05.7215.74

15° SPOT

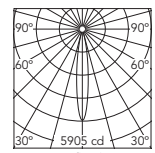

Luminous flux luminaire
567 lm (EXTREME CUT OFF)

Beam Angle: 15°

h(m)	E(lx)	D(m)
1	5905	0.26
2	1476	0.52
3	656	0.77
4	369	1.03
5	236	1.29

■ 05.7210.CU

15° SPOT

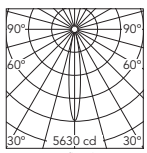

Luminous flux luminaire
547 lm (EXTREME CUT OFF)

Beam Angle: 15°

h(m)	E(lx)	D(m)
1	5630	0.26
2	1408	0.51
3	626	0.77
4	352	1.03
5	225	1.29

■ 05.7215.CU

15° SPOT

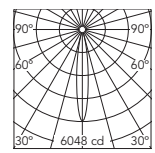

Luminous flux luminaire
587 lm (EXTREME CUT OFF)

Beam Angle: 15°

h(m)	E(lx)	D(m)
1	6048	0.26
2	1512	0.51
3	672	0.77
4	378	1.03
5	242	1.29

NEW

Easy Kap Ø50 Adjustable - Optic Medium

Light Source: LED Array DC 200 mA - 7,5W - 595 lm - 2700K/CRI 90 / 7,5W - 635 lm - 3000K/CRI 90



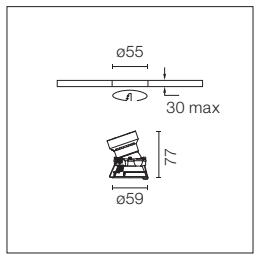



LED Einbauleuchte. Ohne Netzgerät. Installationsrahmen nicht notwendig.

Recessed luminaire with LED light source. Power supply not included. Installation frame not necessary.

Empfohlene Netzgeräte / Recommended power supply*:

Non Dimmable	60.9160
Dimmable 0-10V	60.9483
Dimmable Dali	60.9604
Mains Dimming	60.9421
Casambi	60.9392 + DALI/1-10V Driver

* Siehe Treiberkapitel / Refer to the Drivers chapter

2700K

☐ 05.7211.B1

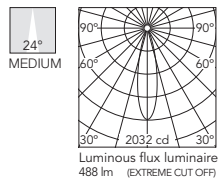

Luminous flux luminaire
488 lm (EXTREME CUT OFF)

Beam Angle: 24°

h(m)	E(lx)	D(m)
1	2032	0.43
2	508	0.86
3	226	1.30
4	127	1.73
5	81	2.16

3000K

☐ 05.7216.B1

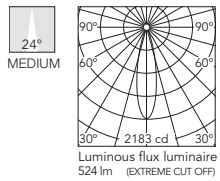

Luminous flux luminaire
524 lm (EXTREME CUT OFF)

Beam Angle: 24°

h(m)	E(lx)	D(m)
1	2183	0.43
2	546	0.86
3	243	1.30
4	136	1.73
5	87	2.16

05.7211.GL

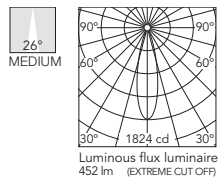

Luminous flux luminaire
452 lm (EXTREME CUT OFF)

Beam Angle: 26°

h(m)	E(lx)	D(m)
1	1824	0.45
2	456	0.91
3	203	1.36
4	114	1.82
5	73	2.27

05.7216.GL

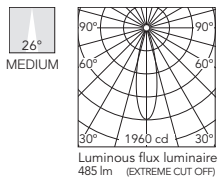

Luminous flux luminaire
485 lm (EXTREME CUT OFF)

Beam Angle: 26°

h(m)	E(lx)	D(m)
1	1960	0.45
2	490	0.91
3	218	1.36
4	122	1.82
5	78	2.27

05.7211.BU

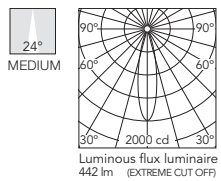

Luminous flux luminaire
442 lm (EXTREME CUT OFF)

Beam Angle: 24°

h(m)	E(lx)	D(m)
1	2000	0.42
2	500	0.84
3	222	1.26
4	125	1.67
5	80	2.09

05.7216.BU

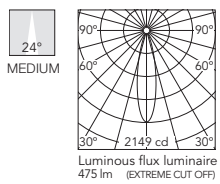

Luminous flux luminaire
475 lm (EXTREME CUT OFF)

Beam Angle: 24°

h(m)	E(lx)	D(m)
1	2149	0.42
2	537	0.84
3	239	1.26
4	134	1.67
5	86	2.09

05.7211.74

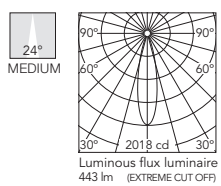

Luminous flux luminaire
443 lm (EXTREME CUT OFF)

Beam Angle: 24°

h(m)	E(lx)	D(m)
1	2018	0.43
2	504	0.85
3	224	1.28
4	126	1.71
5	81	2.13

05.7216.74

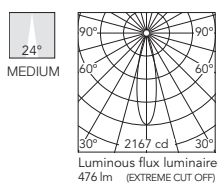

Luminous flux luminaire
476 lm (EXTREME CUT OFF)

Beam Angle: 24°

h(m)	E(lx)	D(m)
1	2167	0.43
2	542	0.85
3	241	1.28
4	135	1.71
5	87	2.13

05.7211.CU

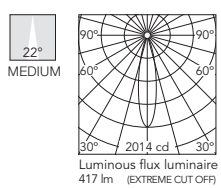

Luminous flux luminaire
417 lm (EXTREME CUT OFF)

Beam Angle: 22°

h(m)	E(lx)	D(m)
1	2014	0.40
2	503	0.79
3	224	1.19
4	126	1.59
5	81	1.99

05.7216.CU

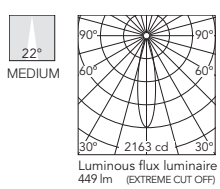

Luminous flux luminaire
449 lm (EXTREME CUT OFF)

Beam Angle: 22°

h(m)	E(lx)	D(m)
1	2163	0.40
2	541	0.79
3	240	1.19
4	135	1.59
5	87	1.99

Easy Kap Ø50 Adjustable - Optic Flood

Light Source: LED Array DC 200 mA - 7,5W - 595 lm - 2700K/CRI 90 / 7,5W - 635 lm - 3000K/CRI 90



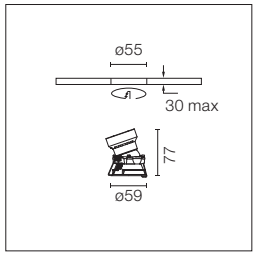



LED Einbauleuchte. Ohne Netzgerät. Installationsrahmen nicht notwendig.

Recessed luminaire with LED light source. Power supply not included. Installation frame not necessary.

Empfohlene Netzgeräte / Recommended power supply*:

Non Dimmable	60.9160
Dimmable 0-10V	60.9483
Dimmable Dali	60.9604
Mains Dimming	60.9421
Casambi	60.9392 + DALI/1-10V Driver

* Siehe Treiberkapitel / Refer to the Drivers chapter

2700K

05.7212.B1

49° FLOOD

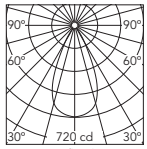

Luminous flux luminaire
496 lm (EXTREME CUT OFF)

Beam Angle:	49°	
h(m)	E(lx)	D(m)
1	720	0.91
2	180	1.83
3	80	2.74
4	45	3.66
5	29	4.57

05.7212.GL

49° FLOOD

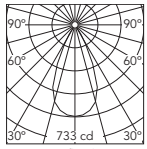

Luminous flux luminaire
476 lm (EXTREME CUT OFF)

Beam Angle:	49°	
h(m)	E(lx)	D(m)
1	733	0.90
2	183	1.81
3	81	2.71
4	46	3.61
5	29	4.52

05.7212.BU

49° FLOOD

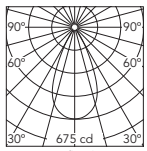

Luminous flux luminaire
431 lm (EXTREME CUT OFF)

Beam Angle:	49°	
h(m)	E(lx)	D(m)
1	675	0.91
2	169	1.81
3	75	2.72
4	42	3.63
5	27	4.53

05.7212.74

49° FLOOD

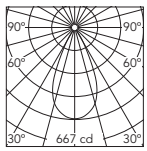

Luminous flux luminaire
416 lm (EXTREME CUT OFF)

Beam Angle:	49°	
h(m)	E(lx)	D(m)
1	667	0.91
2	167	1.82
3	74	2.72
4	42	3.63
5	27	4.54

05.7212.CU

49° FLOOD

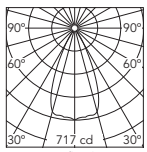

Luminous flux luminaire
472 lm (EXTREME CUT OFF)

Beam Angle:	49°	
h(m)	E(lx)	D(m)
1	717	0.91
2	179	1.83
3	80	2.74
4	45	3.66
5	29	4.57

3000K

05.7217.B1

49° FLOOD

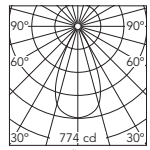

Luminous flux luminaire
532 lm (EXTREME CUT OFF)

Beam Angle:	49°	
h(m)	E(lx)	D(m)
1	774	0.91
2	193	1.83
3	86	2.74
4	48	3.66
5	31	4.57

05.7217.GL

49° FLOOD

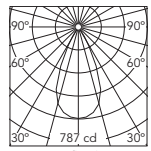

Luminous flux luminaire
511 lm (EXTREME CUT OFF)

Beam Angle:	49°	
h(m)	E(lx)	D(m)
1	787	0.90
2	197	1.81
3	87	2.71
4	49	3.61
5	31	4.52

05.7217.BU

49° FLOOD

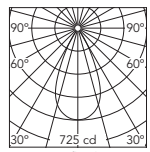

Luminous flux luminaire
463 lm (EXTREME CUT OFF)

Beam Angle:	49°	
h(m)	E(lx)	D(m)
1	725	0.91
2	181	1.81
3	81	2.72
4	45	3.63
5	29	4.53

05.7217.74

49° FLOOD

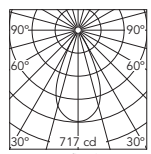

Luminous flux luminaire
447 lm (EXTREME CUT OFF)

Beam Angle:	49°	
h(m)	E(lx)	D(m)
1	717	0.91
2	179	1.82
3	80	2.72
4	45	3.63
5	29	4.54

05.7217.CU

49° FLOOD

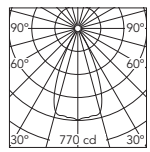

Luminous flux luminaire
507 lm (EXTREME CUT OFF)

Beam Angle:	49°	
h(m)	E(lx)	D(m)
1	770	0.91
2	193	1.83
3	86	2.74
4	48	3.66
5	31	4.57

NEW

Easy Kap Ø80/Easy Kap Ø80 Plus - Fixed - Optic Spot

Light Source: Easy Kap Ø80: LED Array DC 500 mA - 9,2W - 935 lm - 2700K/CRI 90 / 9,2W - 974 lm - 3000K/CRI 90
Easy Kap Ø80 Plus: LED Array DC 700 mA - 13W - 1370 lm - 2700K/CRI 90 / 13W - 1460 lm - 3000K/CRI 90



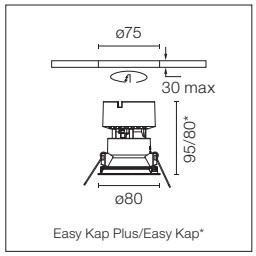

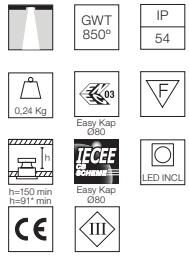

LED Einbauleuchte. Ohne Netzgerät. Installationsrahmen nicht notwendig. Diffusorlinse inbegriffen.

Recessed luminaire with LED light source. Power supply not included. Installation frame not necessary. Diffusing lens included.

Empfohlene Netzgeräte / Recommended power supply*:

	Easy Kap Ø80	Easy Kap Ø80 Plus
Non Dimmable	60.9160	60.9592
Dimmable 0/1-10V	60.9188	60.9188
Dimmable Dali 1	60.8847	60.8847
Dimmable Dali 2	60.9222	60.9222
Mains Dimming	60.9411	60.9467
Casambi	60.9207	60.9207

* Siehe Treiberkapitel / Refer to the Drivers chapter

2700K

Easy Kap Ø80
☐ 03.4288.B1
Easy Kap Ø80 Plus
☐ 05.7441.B1

19° SPOT

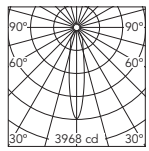

Luminous flux luminaire
1050 lm (EXTREME CUT OFF)

Beam Angle: 19°

h(m)	E(lx)	D(m)
1	3968	0.34
2	992	0.68
3	441	1.02
4	248	1.36
5	159	1.70

Easy Kap Ø80
☐ 03.4288.GL
Easy Kap Ø80 Plus
☐ 05.7441.GL

19° SPOT

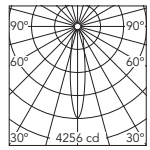

Luminous flux luminaire
1011 lm (EXTREME CUT OFF)

Beam Angle: 19°

h(m)	E(lx)	D(m)
1	4256	0.33
2	1064	0.67
3	473	1.00
4	266	1.33
5	170	1.66

Easy Kap Ø80
☐ 03.4288.BU
Easy Kap Ø80 Plus
☐ 05.7441.BU

19° SPOT

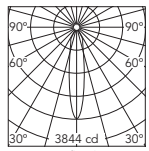

Luminous flux luminaire
948 lm (EXTREME CUT OFF)

Beam Angle: 19°

h(m)	E(lx)	D(m)
1	3844	0.34
2	961	0.68
3	427	1.02
4	240	1.36
5	154	1.70

Easy Kap Ø80
☐ 03.4288.74
Easy Kap Ø80 Plus
☐ 05.7441.74

19° SPOT

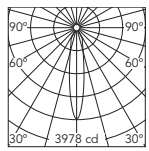

Luminous flux luminaire
929 lm (EXTREME CUT OFF)

Beam Angle: 19°

h(m)	E(lx)	D(m)
1	3978	0.33
2	994	0.66
3	442	0.99
4	249	1.31
5	159	1.64

Easy Kap Ø80
☐ 03.4288.CU
Easy Kap Ø80 Plus
☐ 05.7441.CU

22° SPOT

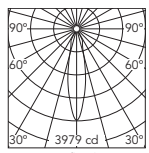

Luminous flux luminaire
1000 lm (EXTREME CUT OFF)
@Easy Kap 80 Plus

Beam Angle: 22°

h(m)	E(lx)	D(m)
1	3979	0.40
2	995	0.79
3	442	1.19
4	249	1.58
5	159	1.98

3000K

Easy Kap Ø80
☐ 03.4287.B1
Easy Kap Ø80 Plus
☐ 05.7440.B1

19° SPOT

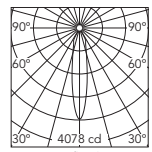

Luminous flux luminaire
1079 lm (EXTREME CUT OFF)

Beam Angle: 19°

h(m)	E(lx)	D(m)
1	4078	0.34
2	1019	0.68
3	453	1.02
4	255	1.36
5	163	1.70

Easy Kap Ø80
☐ 03.4287.GL
Easy Kap Ø80 Plus
☐ 05.7440.GL

19° SPOT

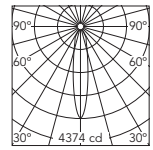

Luminous flux luminaire
1039 lm (EXTREME CUT OFF)

Beam Angle: 19°

h(m)	E(lx)	D(m)
1	4374	0.33
2	1093	0.67
3	486	1.00
4	273	1.33
5	175	1.66

Easy Kap Ø80
☐ 03.4287.BU
Easy Kap Ø80 Plus
☐ 05.7440.BU

19° SPOT

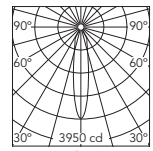

Luminous flux luminaire
974 lm (EXTREME CUT OFF)

Beam Angle: 19°

h(m)	E(lx)	D(m)
1	3950	0.34
2	988	0.68
3	439	1.02
4	247	1.36
5	158	1.70

Easy Kap Ø80
☐ 03.4287.74
Easy Kap Ø80 Plus
☐ 05.7440.74

19° SPOT

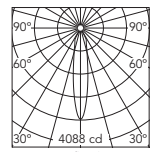

Luminous flux luminaire
955 lm (EXTREME CUT OFF)

Beam Angle: 19°

h(m)	E(lx)	D(m)
1	4088	0.33
2	1022	0.66
3	454	0.99
4	255	1.31
5	164	1.64

Easy Kap Ø80
☐ 03.4287.CU
Easy Kap Ø80 Plus
☐ 05.7440.CU

22° SPOT

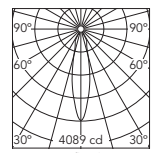

Luminous flux luminaire
1027 lm (EXTREME CUT OFF)
@ Easy Kap 80 Plus

Beam Angle: 22°

h(m)	E(lx)	D(m)
1	4089	0.40
2	1022	0.79
3	454	1.19
4	256	1.58
5	164	1.98

Easy Kap Ø80 Fixed - Optic Spot - Dim To Warm

Light Source: LED Array 13W - 1800K - 2850K/CRI 95 - Dim To Warm



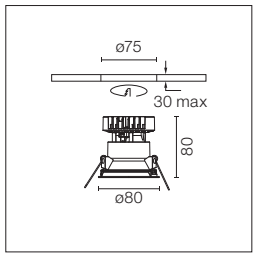

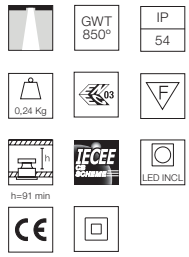

LED Einbauleuchte. 220-240V und dimmbares 1-10V Netzteil inklusive. Für Versionen mit 110-V-Geräten wenden Sie sich an das Frontoffice. Installationsrahmen nicht notwendig. Diffusorlinse inbegriffen.

Recessed luminaire with LED light source. 220-240V & dimmable 1-10V power supply included. For 110V PSU versions, please consult with the front office. Installation frame not necessary. Diffusing lens included.

1800K-2850K

03.4287.B1.LE



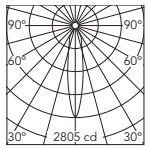

Luminous flux luminaire
740 lm (EXTREME CUT OFF)

Beam Angle: 20°

h(m)	E(lx)	D(m)
1	2805	0.35
2	701	0.69
3	312	1.04
4	175	1.39
5	112	1.74

03.4287.GL.LE



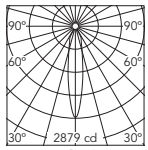

Luminous flux luminaire
696 lm (EXTREME CUT OFF)

Beam Angle: 19°

h(m)	E(lx)	D(m)
1	2879	0.33
2	720	0.67
3	320	1.00
4	180	1.33
5	115	1.67

03.4287.BU.LE



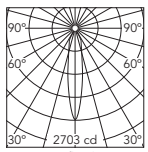

Luminous flux luminaire
644 lm (EXTREME CUT OFF)

Beam Angle: 19°

h(m)	E(lx)	D(m)
1	2703	0.33
2	676	0.66
3	300	0.99
4	169	1.32
5	108	1.65

03.4287.74.LE



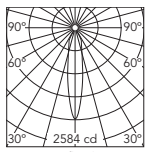

Luminous flux luminaire
632 lm (EXTREME CUT OFF)

Beam Angle: 19°

h(m)	E(lx)	D(m)
1	2584	0.34
2	646	0.68
3	287	1.02
4	161	1.35
5	103	1.69

03.4287.CU.LE



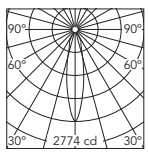

Luminous flux luminaire
697 lm (EXTREME CUT OFF)

Beam Angle: 22°

h(m)	E(lx)	D(m)
1	2774	0.38
2	693	0.76
3	308	1.14
4	173	1.53
5	111	1.91

NEW

Easy Kap Ø80/Easy Kap Ø80 Plus - Fixed - Optic Medium

Light Source: Easy Kap Ø80: LED Array DC 500 mA - 9,2W - 935 lm - 2700K/CRI 90 / 9,2W - 974 lm - 3000K/CRI 90
Easy Kap Ø80 Plus: LED Array DC 700 mA - 13W - 1370 lm - 2700K/CRI 90 / 13W - 1460 lm - 3000K/CRI 90



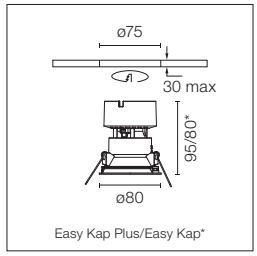

Easy Kap Plus/Easy Kap*

GWT 850°
IP 54
0,24 Kg
Easy Kap Ø80
h=150 min h=91° min
Easy Kap Ø80
LED INCL.

LED Einbauleuchte. Ohne Netzgerät. Installationsrahmen nicht notwendig. Diffusorlinse inbegriffen.

Recessed luminaire with LED light source. Power supply not included. Installation frame not necessary. Diffusing lens included.

Empfohlene Netzgeräte / Recommended power supply*:

	Easy Kap Ø80	Easy Kap Ø80 Plus
Non Dimmable	60.9160	60.9592
Dimmable 0/1-10V	60.9188	60.9188
Dimmable Dali 1	60.8847	60.8847
Dimmable Dali 2	60.9222	60.9222
Mains Dimming	60.9411	60.9467
Casambi	60.9207	60.9207

* Siehe Treiberkapitel / Refer to the Drivers chapter

2700K

Easy Kap Ø80
03.4193.B1
Easy Kap Ø80 Plus
05.7431.B1

26° MEDIUM

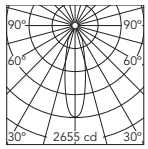

Luminous flux luminaire
896 lm (EXTREME CUT OFF)

Beam Angle: 26°

h(m)	E(lx)	D(m)
1	2655	0.46
2	664	0.92
3	295	1.39
4	166	1.85
5	106	2.31

Easy Kap Ø80
03.4193.GL
Easy Kap Ø80 Plus
05.7431.GL

26° MEDIUM

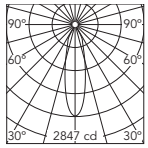

Luminous flux luminaire
879 lm (EXTREME CUT OFF)

Beam Angle: 26°

h(m)	E(lx)	D(m)
1	2847	0.46
2	712	0.92
3	316	1.38
4	178	1.84
5	114	2.30

Easy Kap Ø80
03.4193.BU
Easy Kap Ø80 Plus
05.7431.BU

26° MEDIUM

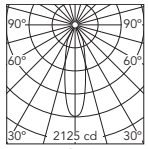

Luminous flux luminaire
704 lm (EXTREME CUT OFF)

Beam Angle: 26°

h(m)	E(lx)	D(m)
1	2125	0.47
2	531	0.93
3	236	1.40
4	133	1.87
5	85	2.34

Easy Kap Ø80
03.4193.74
Easy Kap Ø80 Plus
05.7431.74

25° MEDIUM

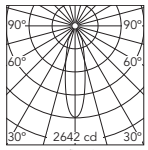

Luminous flux luminaire
800 lm (EXTREME CUT OFF)

Beam Angle: 25°

h(m)	E(lx)	D(m)
1	2642	0.45
2	661	0.89
3	294	1.34
4	165	1.79
5	106	2.23

Easy Kap Ø80
03.4193.CU
Easy Kap Ø80 Plus
05.7431.CU

29° MEDIUM

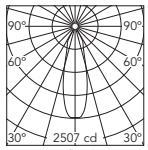

Luminous flux luminaire
845 lm (EXTREME CUT OFF)
@Easy Kap 80 Plus

Beam Angle: 29°

h(m)	E(lx)	D(m)
1	2507	0.51
2	627	1.03
3	279	1.54
4	157	2.05
5	100	2.57

3000K

Easy Kap Ø80
03.4192.B1
Easy Kap Ø80 Plus
05.7430.B1

26° MEDIUM

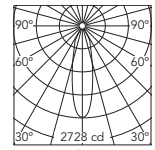

Luminous flux luminaire
921 lm (EXTREME CUT OFF)

Beam Angle: 26°

h(m)	E(lx)	D(m)
1	2728	0.46
2	682	0.92
3	303	1.39
4	170	1.85
5	109	2.31

Easy Kap Ø80
03.4192.GL
Easy Kap Ø80 Plus
05.7430.GL

26° MEDIUM

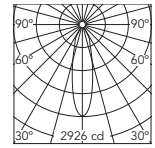

Luminous flux luminaire
903 lm (EXTREME CUT OFF)

Beam Angle: 26°

h(m)	E(lx)	D(m)
1	2926	0.46
2	731	0.92
3	325	1.38
4	183	1.84
5	117	2.30

Easy Kap Ø80
03.4192.BU
Easy Kap Ø80 Plus
05.7430.BU

26° MEDIUM

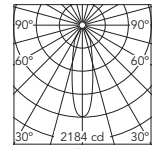

Luminous flux luminaire
724 lm (EXTREME CUT OFF)

Beam Angle: 26°

h(m)	E(lx)	D(m)
1	2184	0.47
2	546	0.93
3	243	1.40
4	137	1.87
5	87	2.34

Easy Kap Ø80
03.4192.74
Easy Kap Ø80 Plus
05.7430.74

25° MEDIUM

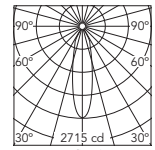

Luminous flux luminaire
822 lm (EXTREME CUT OFF)

Beam Angle: 25°

h(m)	E(lx)	D(m)
1	2715	0.45
2	679	0.89
3	302	1.34
4	170	1.79
5	109	2.23

Easy Kap Ø80
03.4192.CU
Easy Kap Ø80 Plus
05.7430.CU

29° MEDIUM

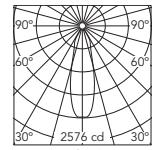

Luminous flux luminaire
869 lm (EXTREME CUT OFF)
@ Easy Kap 80 Plus

Beam Angle: 29°

h(m)	E(lx)	D(m)
1	2576	0.51
2	644	1.03
3	286	1.54
4	161	2.05
5	103	2.57

Easy Kap Ø80 Fixed - Optic Medium - Dim To Warm

Light Source: LED Array 13W - 1800K - 2850K/CRI 95 - Dim To Warm



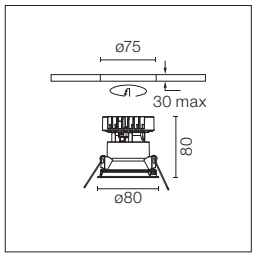

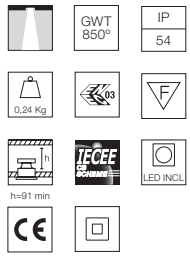

LED Einbauleuchte. 220-240V und dimmbares 1-10V Netzteil inklusive. Für Versionen mit 110-V-Geräten wenden Sie sich an das Frontoffice. Installationsrahmen nicht notwendig. Diffusorlinse inbegriffen.

Recessed luminaire with LED light source. 220-240V & dimmable 1-10V power supply included. For 110V PSU versions, please consult with the front office. Installation frame not necessary. Diffusing lens included.

1800K-2850K

03.4192.B1.LE



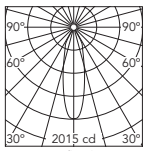

Luminous flux luminaire
735 lm (EXTREME CUT OFF)

Beam Angle: 27°

h(m)	E(lx)	D(m)
1	2015	0.49
2	504	0.98
3	224	1.46
4	126	1.95
5	81	2.44

03.4192.GL.LE



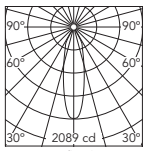

Luminous flux luminaire
705 lm (EXTREME CUT OFF)

Beam Angle: 27°

h(m)	E(lx)	D(m)
1	2089	0.47
2	522	0.95
3	232	1.42
4	131	1.89
5	84	2.37

03.4192.BU.LE



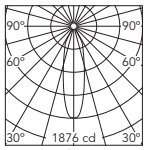

Luminous flux luminaire
641 lm (EXTREME CUT OFF)

Beam Angle: 27°

h(m)	E(lx)	D(m)
1	1876	0.48
2	469	0.96
3	208	1.44
4	117	1.92
5	75	2.40

03.4192.74.LE



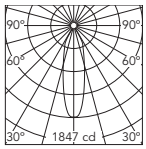

Luminous flux luminaire
637 lm (EXTREME CUT OFF)

Beam Angle: 28°

h(m)	E(lx)	D(m)
1	1847	0.49
2	462	0.98
3	205	1.47
4	115	1.96
5	74	2.45

03.4192.CU.LE



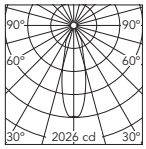

Luminous flux luminaire
698 lm (EXTREME CUT OFF)

Beam Angle: 29°

h(m)	E(lx)	D(m)
1	2026	0.52
2	506	1.04
3	225	1.56
4	127	2.09
5	81	2.61

NEW

Easy Kap Ø80/Easy Kap Ø80 Plus - Fixed - Optic Flood

Light Source: Easy Kap Ø80: LED Array DC 500 mA - 9,2W - 935 lm - 2700K/CRI 90 / 9,2W - 974 lm - 3000K/CRI 90
Easy Kap Ø80 Plus: LED Array DC 700 mA - 13W - 1370 lm - 2700K/CRI 90 / 13W - 1460 lm - 3000K/CRI 90



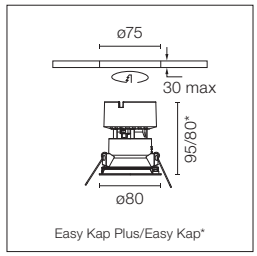

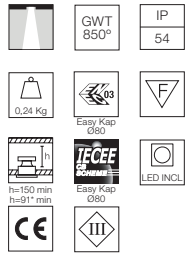

LED Einbauleuchte. Ohne Netzgerät. Installationsrahmen nicht notwendig. Diffusorlinse inbegriffen.

Recessed luminaire with LED light source. Power supply not included. Installation frame not necessary. Diffusing lens included.

Empfohlene Netzgeräte / Recommended power supply*:

	Easy Kap Ø80	Easy Kap Ø80 Plus
Non Dimmable	60.9160	60.9592
Dimmable 0/1-10V	60.9188	60.9188
Dimmable Dali 1	60.8847	60.8847
Dimmable Dali 2	60.9222	60.9222
Mains Dimming	60.9411	60.9467
Casambi	60.9207	60.9207

* Siehe Treiberkapitel / Refer to the Drivers chapter

2700K

Easy Kap Ø80
☐ 03.4298.B1
Easy Kap Ø80 Plus
☐ 05.7447.B1

50° FLOOD

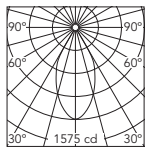

Luminous flux luminaire
1017 lm (EXTREME CUT OFF)

Beam Angle: 50°

h(m)	E(lx)	D(m)
1	1575	0.93
2	394	1.86
3	175	2.79
4	98	3.72
5	63	4.65

Easy Kap Ø80
☐ 03.4298.GL
Easy Kap Ø80 Plus
☐ 05.7447.GL

45° FLOOD

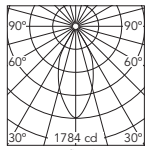

Luminous flux luminaire
976 lm (EXTREME CUT OFF)

Beam Angle: 45°

h(m)	E(lx)	D(m)
1	1784	0.83
2	446	1.66
3	198	2.48
4	111	3.31
5	71	4.14

Easy Kap Ø80
☐ 03.4298.BU
Easy Kap Ø80 Plus
☐ 05.7447.BU

53° FLOOD

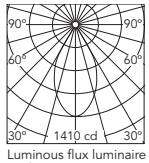

Luminous flux luminaire
895 lm (EXTREME CUT OFF)

Beam Angle: 53°

h(m)	E(lx)	D(m)
1	1410	1.00
2	352	2.01
3	157	3.01
4	88	4.02
5	56	5.02

Easy Kap Ø80
☐ 03.4298.74
Easy Kap Ø80 Plus
☐ 05.7447.74

50° FLOOD

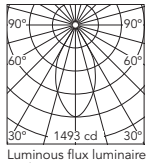

Luminous flux luminaire
885 lm (EXTREME CUT OFF)

Beam Angle: 50°

h(m)	E(lx)	D(m)
1	1493	0.94
2	373	1.89
3	166	2.83
4	93	3.77
5	60	4.72

Easy Kap Ø80
☐ 03.4298.CU
Easy Kap Ø80 Plus
☐ 05.7447.CU

45° FLOOD



Luminous flux luminaire
960 lm (EXTREME CUT OFF)
@Easy Kap 80 Plus

Beam Angle: 45°

h(m)	E(lx)	D(m)
1	1656	0.83
2	414	1.66
3	184	2.49
4	103	3.32
5	66	4.14

3000K

Easy Kap Ø80
☐ 03.4297.B1
Easy Kap Ø80 Plus
☐ 05.7446.B1

50° FLOOD

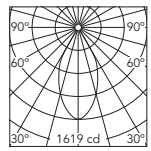

Luminous flux luminaire
1045 lm (EXTREME CUT OFF)

Beam Angle: 50°

h(m)	E(lx)	D(m)
1	1619	0.93
2	405	1.86
3	180	2.79
4	101	3.72
5	65	4.65

Easy Kap Ø80
☐ 03.4297.GL
Easy Kap Ø80 Plus
☐ 05.7446.GL

45° FLOOD

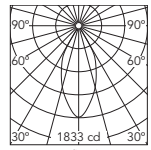

Luminous flux luminaire
1003 lm (EXTREME CUT OFF)

Beam Angle: 45°

h(m)	E(lx)	D(m)
1	1833	0.83
2	458	1.66
3	204	2.48
4	115	3.31
5	73	4.14

Easy Kap Ø80
☐ 03.4297.BU
Easy Kap Ø80 Plus
☐ 05.7446.BU

53° FLOOD

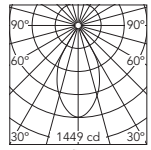

Luminous flux luminaire
920 lm (EXTREME CUT OFF)

Beam Angle: 53°

h(m)	E(lx)	D(m)
1	1449	1.00
2	362	2.01
3	161	3.01
4	91	4.02
5	58	5.02

Easy Kap Ø80
☐ 03.4297.74
Easy Kap Ø80 Plus
☐ 05.7446.74

50° FLOOD



Luminous flux luminaire
909 lm (EXTREME CUT OFF)

Beam Angle: 50°

h(m)	E(lx)	D(m)
1	1534	0.94
2	384	1.89
3	170	2.83
4	96	3.77
5	61	4.72

Easy Kap Ø80
☐ 03.4297.CU
Easy Kap Ø80 Plus
☐ 05.7446.CU

45° FLOOD

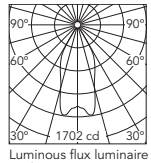

Luminous flux luminaire
987 lm (EXTREME CUT OFF)
@ Easy Kap 80 Plus

Beam Angle: 45°

h(m)	E(lx)	D(m)
1	1702	0.83
2	425	1.66
3	189	2.49
4	106	3.32
5	68	4.14

Easy Kap Ø80 Fixed - Optic Flood - Dim To Warm

Light Source: LED Array 13W - 1800K - 2850K/CRI 95 - Dim To Warm



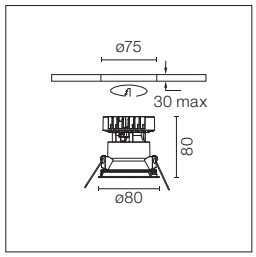

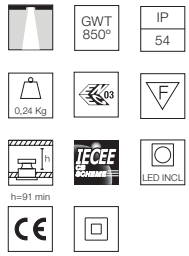

LED Einbauleuchte. 220-240V und dimmbares 1-10V Netzteil inklusive. Für Versionen mit 110-V-Geräten wenden Sie sich an das Frontoffice. Installationsrahmen nicht notwendig. Diffusorlinse inbegriffen.

Recessed luminaire with LED light source. 220-240V & dimmable 1-10V power supply included. For 110V PSU versions, please consult with the front office. Installation frame not necessary. Diffusing lens included.

1800K-2850K

03.4297.B1.LE



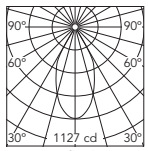

Luminous flux luminaire
729 lm (EXTREME CUT OFF)

Beam Angle: 49°

h(m)	E(lx)	D(m)
1	1127	0.92
2	282	1.83
3	125	2.75
4	70	3.67
5	45	4.59

03.4297.GL.LE



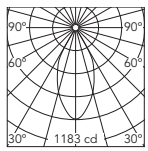

Luminous flux luminaire
690 lm (EXTREME CUT OFF)

Beam Angle: 47°

h(m)	E(lx)	D(m)
1	1183	0.87
2	296	1.75
3	131	2.62
4	74	3.50
5	47	4.37

03.4297.BU.LE



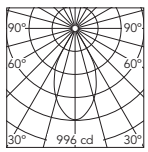

Luminous flux luminaire
631 lm (EXTREME CUT OFF)

Beam Angle: 53°

h(m)	E(lx)	D(m)
1	996	1.00
2	249	1.99
3	111	2.99
4	62	3.98
5	40	4.98

03.4297.74.LE



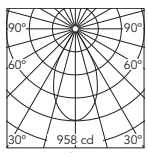

Luminous flux luminaire
622 lm (EXTREME CUT OFF)

Beam Angle: 54°

h(m)	E(lx)	D(m)
1	958	1.02
2	239	2.04
3	106	3.06
4	60	4.09
5	38	5.11

03.4297.CU.LE



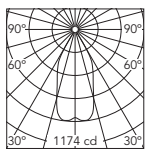

Luminous flux luminaire
694 lm (EXTREME CUT OFF)

Beam Angle: 46°

h(m)	E(lx)	D(m)
1	1174	0.86
2	293	1.71
3	130	2.57
4	73	3.42
5	47	4.28

NEW

Easy Kap 80 Square/Easy Kap 80 Square Plus - Fixed - Optic Spot

Light Source: Easy Kap 80 Square: LED Array DC 500 mA - 9,2W - 935 lm - 2700K/CRI 90 / 9,2W - 974 lm - 3000K/CRI 90
Easy Kap 80 Square Plus: LED Array DC 700 mA - 13W - 1370 lm - 2700K/CRI 90 / 13W - 1460 lm - 3000K/CRI 90



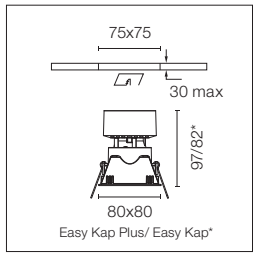



LED Einbauleuchte. Ohne Netzgerät. Installationsrahmen nicht notwendig. Diffusorlinse inbegriffen.

Recessed luminaire with LED light source. Power supply not included. Installation frame not necessary. Diffusing lens included.

Empfohlene Netzgeräte / Recommended power supply*:

	Easy Kap Ø80	Easy Kap Ø80 Plus
Non Dimmable	60.9160	60.9592
Dimmable 0/1-10V	60.9188	60.9188
Dimmable Dali 1	60.8847	60.8847
Dimmable Dali 2	60.9222	60.9222
Mains Dimming	60.9411	60.9467
Casambi	60.9207	60.9207

* Siehe Treiberkapitel / Refer to the Drivers chapter

2700K

Easy Kap 80 Square
☐ 03.4177.B1
Easy Kap 80 Plus Square
☐ 05.7407.B1

18° SPOT

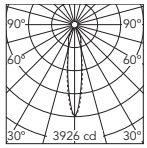

Luminous flux luminaire
1096 lm (EXTREME CUT OFF)

Beam Angle: 18°

h(m)	E(lx)	D(m)
1	3926	0.31
2	981	0.62
3	436	0.94
4	245	1.25
5	157	1.56

Easy Kap 80 Square
03.4177.GL
Easy Kap 80 Plus Square
05.7407.GL

18° SPOT

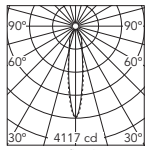

Luminous flux luminaire
1083 lm (EXTREME CUT OFF)

Beam Angle: 18°

h(m)	E(lx)	D(m)
1	4117	0.31
2	1029	0.63
3	457	0.94
4	257	1.26
5	165	1.57

Easy Kap 80 Square
03.4177.BU
Easy Kap 80 Plus Square
05.7407.BU

18° SPOT

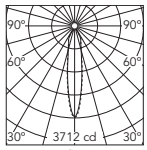

Luminous flux luminaire
979 lm (EXTREME CUT OFF)

Beam Angle: 18°

h(m)	E(lx)	D(m)
1	3712	0.32
2	928	0.64
3	412	0.96
4	232	1.28
5	148	1.60

Easy Kap 80 Square
03.4177.74
Easy Kap 80 Plus Square
05.7407.74

17° SPOT

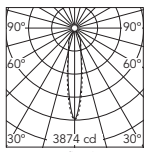

Luminous flux luminaire
989 lm (EXTREME CUT OFF)

Beam Angle: 17°

h(m)	E(lx)	D(m)
1	3874	0.30
2	969	0.60
3	430	0.90
4	242	1.20
5	155	1.50

Easy Kap 80 Square
03.4177.CU
Easy Kap 80 Plus Square
05.7407.CU

18° SPOT

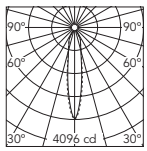

Luminous flux luminaire
1050 lm (EXTREME CUT OFF)
@Easy Kap 80 Plus

Beam Angle: 18°

h(m)	E(lx)	D(m)
1	4096	0.31
2	1024	0.62
3	455	0.94
4	256	1.25
5	164	1.56

3000K

Easy Kap 80 Square
☐ 03.4176.B1
Easy Kap 80 Plus Square
☐ 05.7406.B1

18° SPOT

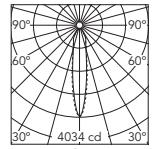

Luminous flux luminaire
1126 lm (EXTREME CUT OFF)

Beam Angle: 18°

h(m)	E(lx)	D(m)
1	4034	0.31
2	1009	0.62
3	448	0.94
4	252	1.25
5	161	1.56

Easy Kap 80 Square
03.4176.GL
Easy Kap 80 Plus Square
05.7406.GL

18° SPOT

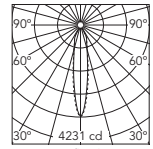

Luminous flux luminaire
1113 lm (EXTREME CUT OFF)

Beam Angle: 18°

h(m)	E(lx)	D(m)
1	4231	0.31
2	1058	0.63
3	470	0.94
4	264	1.26
5	169	1.57

Easy Kap 80 Square
03.4176.BU
Easy Kap 80 Plus Square
05.7406.BU

18° SPOT

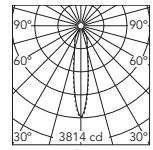

Luminous flux luminaire
1006 lm (EXTREME CUT OFF)

Beam Angle: 18°

h(m)	E(lx)	D(m)
1	3814	0.32
2	954	0.64
3	424	0.96
4	238	1.28
5	153	1.60

Easy Kap 80 Square
03.4176.74
Easy Kap 80 Plus Square
05.7406.74

17° SPOT

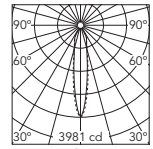

Luminous flux luminaire
1016 lm (EXTREME CUT OFF)

Beam Angle: 17°

h(m)	E(lx)	D(m)
1	3981	0.30
2	995	0.60
3	442	0.90
4	249	1.20
5	159	1.50

Easy Kap 80 Square
03.4176.CU
Easy Kap 80 Plus Square
05.7406.CU

18° SPOT

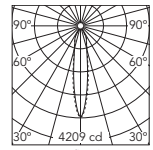

Luminous flux luminaire
1079 lm (EXTREME CUT OFF)
@ Easy Kap 80 Plus

Beam Angle: 18°

h(m)	E(lx)	D(m)
1	4209	0.31
2	1052	0.62
3	468	0.94
4	263	1.25
5	168	1.56

Easy Kap 80 Square Fixed - Optic Spot - Dim To Warm

Light Source: LED Array 13W - 1800K - 2850K/CRI 95 - Dim To Warm



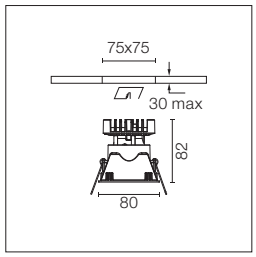

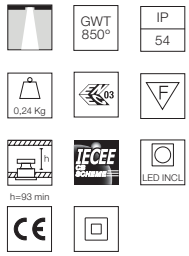

LED Einbauleuchte. 220-240V und dimmbares 1-10V Netzteil inklusive. Für Versionen mit 110-V-Geräten wenden Sie sich an das Frontoffice. Installationsrahmen nicht notwendig. Diffusorlinse inbegriffen.

Recessed luminaire with LED light source. 220-240V & dimmable 1-10V power supply included. For 110V PSU versions, please consult with the front office. Installation frame not necessary. Diffusing lens included.

1800K-2850K

☐ 03.4176.B1.LE



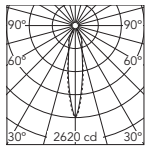

Luminous flux luminaire
753 lm (EXTREME CUT OFF)

Beam Angle: 18°

h(m)	E(lx)	D(m)
1	2620	0.32
2	655	0.64
3	291	0.96
4	164	1.28
5	105	1.60

03.4176.GL.LE



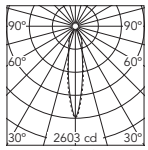

Luminous flux luminaire
719 lm (EXTREME CUT OFF)

Beam Angle: 18°

h(m)	E(lx)	D(m)
1	2603	0.32
2	651	0.64
3	289	0.96
4	163	1.28
5	104	1.60

03.4176.BU.LE



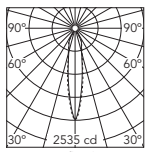

Luminous flux luminaire
676 lm (EXTREME CUT OFF)

Beam Angle: 18°

h(m)	E(lx)	D(m)
1	2535	0.31
2	634	0.63
3	282	0.94
4	158	1.26
5	101	1.57

03.4176.74.LE



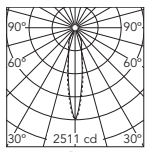

Luminous flux luminaire
667 lm (EXTREME CUT OFF)

Beam Angle: 18°

h(m)	E(lx)	D(m)
1	2511	0.31
2	628	0.63
3	279	0.94
4	157	1.25
5	100	1.57

03.4176.CU.LE



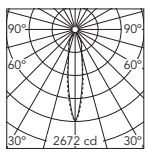

Luminous flux luminaire
715 lm (EXTREME CUT OFF)

Beam Angle: 18°

h(m)	E(lx)	D(m)
1	2672	0.32
2	668	0.64
3	297	0.96
4	167	1.29
5	107	1.61

NEW

Easy Kap 80 Square/Easy Kap 80 Square Plus - Fixed - Optic Medium

Light Source: Easy Kap 80 Square LED Array DC 500 mA - 9,2W - 935 lm - 2700K/CRI 90 / 9,2W - 974 lm - 3000K/CRI 90
Easy Kap 80 Square Plus: LED Array DC 700 mA - 13W - 1370 lm - 2700K/CRI 90 / 13W - 1460 lm - 3000K/CRI 90



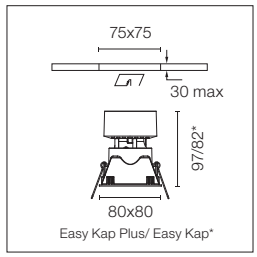

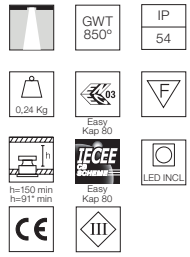

LED Einbauleuchte. Ohne Netzgerät. Installationsrahmen nicht notwendig. Diffusorlinse inbegriffen.

Recessed luminaire with LED light source. Power supply not included. Installation frame not necessary. Diffusing lens included.

Empfohlene Netzgeräte / Recommended power supply*:

	Easy Kap Ø80	Easy Kap Ø80 Plus
Non Dimmable	60.9160	60.9592
Dimmable 0/1-10V	60.9188	60.9188
Dimmable Dali 1	60.8847	60.8847
Dimmable Dali 2	60.9222	60.9222
Mains Dimming	60.9411	60.9467
Casambi	60.9207	60.9207

* Siehe Treiberkapitel / Refer to the Drivers chapter

2700K

Easy Kap 80 Square
☐ 03.4195.B1
Easy Kap 80 Plus Square
☐ 05.7433.B1

25° MEDIUM

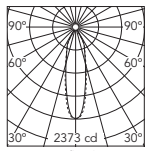

Luminous flux luminaire
910 lm (EXTREME CUT OFF)

Beam Angle: 25°		
h(m)	E(lx)	D(m)
1	2373	0.45
2	593	0.90
3	264	1.34
4	148	1.79
5	95	2.24

Easy Kap 80 Square
☐ 03.4195.GL
Easy Kap 80 Plus Square
☐ 05.7433.GL

25° MEDIUM

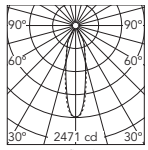

Luminous flux luminaire
887 lm (EXTREME CUT OFF)

Beam Angle: 25°		
h(m)	E(lx)	D(m)
1	2471	0.45
2	618	0.90
3	275	1.34
4	154	1.79
5	99	2.24

Easy Kap 80 Square
☐ 03.4195.BU
Easy Kap 80 Plus Square
☐ 05.7433.BU

26° MEDIUM

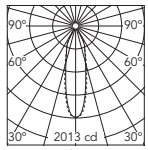

Luminous flux luminaire
741 lm (EXTREME CUT OFF)

Beam Angle: 26°		
h(m)	E(lx)	D(m)
1	2013	0.45
2	503	0.91
3	224	1.36
4	126	1.82
5	81	2.27

Easy Kap 80 Square
☐ 03.4195.74
Easy Kap 80 Plus Square
☐ 05.7433.74

25° MEDIUM

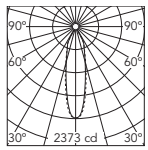

Luminous flux luminaire
827 lm (EXTREME CUT OFF)

Beam Angle: 25°		
h(m)	E(lx)	D(m)
1	2373	0.44
2	593	0.88
3	264	1.32
4	148	1.76
5	95	2.20

Easy Kap 80 Square
☐ 03.4195.CU
Easy Kap 80 Plus Square
☐ 05.7433.CU

25° MEDIUM

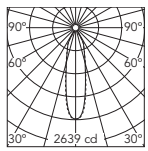

Luminous flux luminaire
945 lm (EXTREME CUT OFF)
@Easy Kap 80 Plus

Beam Angle: 25°		
h(m)	E(lx)	D(m)
1	2639	0.44
2	660	0.88
3	293	1.32
4	165	1.75
5	106	2.19

3000K

Easy Kap 80 Square
☐ 03.4194.B1
Easy Kap 80 Plus Square
☐ 05.7432.B1

25° MEDIUM

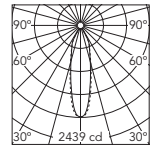

Luminous flux luminaire
935 lm (EXTREME CUT OFF)

Beam Angle: 25°		
h(m)	E(lx)	D(m)
1	2439	0.45
2	610	0.90
3	271	1.34
4	152	1.79
5	98	2.24

Easy Kap 80 Square
☐ 03.4194.GL
Easy Kap 80 Plus Square
☐ 05.7432.GL

25° MEDIUM

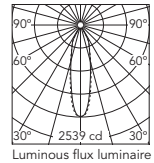

Luminous flux luminaire
911 lm (EXTREME CUT OFF)

Beam Angle: 25°		
h(m)	E(lx)	D(m)
1	2539	0.45
2	635	0.90
3	282	1.34
4	159	1.79
5	102	2.24

Easy Kap 80 Square
☐ 03.4194.BU
Easy Kap 80 Plus Square
☐ 05.7432.BU

26° MEDIUM

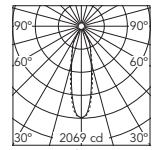

Luminous flux luminaire
762 lm (EXTREME CUT OFF)

Beam Angle: 26°		
h(m)	E(lx)	D(m)
1	2069	0.45
2	517	0.91
3	230	1.36
4	129	1.82
5	83	2.27

Easy Kap 80 Square
☐ 03.4194.74
Easy Kap 80 Plus Square
☐ 05.7432.74

25° MEDIUM

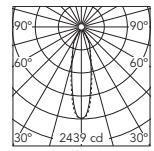

Luminous flux luminaire
850 lm (EXTREME CUT OFF)

Beam Angle: 25°		
h(m)	E(lx)	D(m)
1	2439	0.44
2	610	0.88
3	271	1.32
4	152	1.76
5	98	2.20

Easy Kap 80 Square
☐ 03.4194.CU
Easy Kap 80 Plus Square
☐ 05.7432.CU

25° MEDIUM

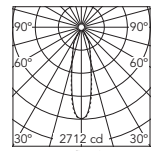

Luminous flux luminaire
971 lm (EXTREME CUT OFF)
@ Easy Kap 80 Plus

Beam Angle: 25°		
h(m)	E(lx)	D(m)
1	2712	0.44
2	678	0.88
3	301	1.32
4	169	1.75
5	108	2.19

Easy Kap 80 Square Fixed - Optic Medium - Dim To Warm

Light Source: LED Array 13W - 1800K - 2850K/CRI 95 - Dim To Warm



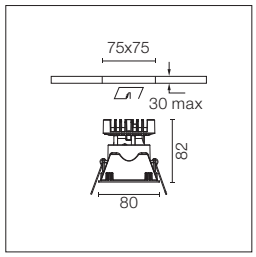

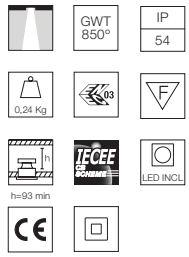

LED Einbauleuchte. 220-240V und dimmbares 1-10V Netzteil inklusive. Für Versionen mit 110-V-Geräten wenden Sie sich an das Frontoffice. Installationsrahmen nicht notwendig. Diffusorlinse inbegriffen.

Recessed luminaire with LED light source. 220-240V & dimmable 1-10V power supply included. For 110V PSU versions, please consult with the front office. Installation frame not necessary. Diffusing lens included.

1800K-2850K

03.4194.B1.LE



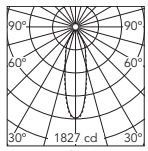

Luminous flux luminaire
750 lm (EXTREME CUT OFF)

Beam Angle: 27°

h(m)	E(lx)	D(m)
1	1827	0.48
2	457	0.96
3	203	1.45
4	114	1.93
5	73	2.41

03.4194.GL.LE



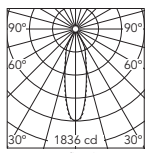

Luminous flux luminaire
720 lm (EXTREME CUT OFF)

Beam Angle: 27°

h(m)	E(lx)	D(m)
1	1836	0.49
2	459	0.98
3	204	1.47
4	115	1.95
5	73	2.44

03.4194.BU.LE



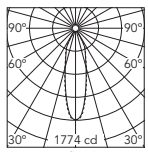

Luminous flux luminaire
676 lm (EXTREME CUT OFF)

Beam Angle: 27°

h(m)	E(lx)	D(m)
1	1774	0.48
2	444	0.96
3	197	1.44
4	111	1.92
5	71	2.40

03.4194.74.LE



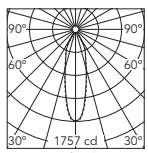

Luminous flux luminaire
669 lm (EXTREME CUT OFF)

Beam Angle: 27°

h(m)	E(lx)	D(m)
1	1757	0.48
2	439	0.96
3	195	1.44
4	110	1.93
5	70	2.41

03.4194.CU.LE



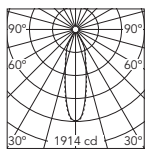

Luminous flux luminaire
719 lm (EXTREME CUT OFF)

Beam Angle: 27°

h(m)	E(lx)	D(m)
1	1914	0.48
2	478	0.95
3	213	1.43
4	120	1.90
5	77	2.38

NEW

Easy Kap 80 Square/Easy Kap 80 Square Plus - Fixed - Optic Flood

Light Source: Easy Kap 80 Square: LED Array DC 500 mA - 9,2W - 935 lm - 2700K/CRI 90 / 9,2W - 974 lm - 3000K/CRI 90
Easy Kap 80 Square Plus: LED Array DC 700 mA - 13W - 1370 lm - 2700K/CRI 90 / 13W - 1460 lm - 3000K/CRI 90



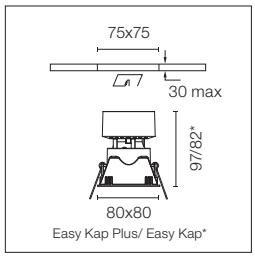

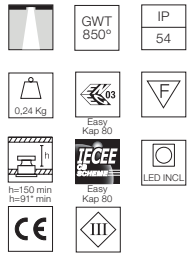

LED Einbauleuchte. Ohne Netzgerät. Installationsrahmen nicht notwendig. Diffusorlinse inbegriffen.

Recessed luminaire with LED light source. Power supply not included. Installation frame not necessary. Diffusing lens included.

Empfohlene Netzgeräte / Recommended power supply*:

	Easy Kap Ø80	Easy Kap Ø80 Plus
Non Dimmable	60.9160	60.9592
Dimmable 0/1-10V	60.9188	60.9188
Dimmable Dali 1	60.8847	60.8847
Dimmable Dali 2	60.9222	60.9222
Mains Dimming	60.9411	60.9467
Casambi	60.9207	60.9207

* Siehe Treiberkapitel / Refer to the Drivers chapter

2700K

Easy Kap 80 Square
03.4179.B1
Easy Kap 80 Plus Square
05.7409.B1

55° FLOOD

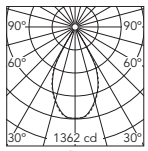

Luminous flux luminaire
1069 lm (EXTREME CUT OFF)

Beam Angle: 55°

h(m)	E(lx)	D(m)
1	1362	1.03
2	340	2.07
3	151	3.10
4	85	4.14
5	54	5.17

Easy Kap 80 Square
03.4179.GL
Easy Kap 80 Plus Square
05.7409.GL

53° FLOOD

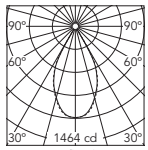

Luminous flux luminaire
1041 lm (EXTREME CUT OFF)

Beam Angle: 53°

h(m)	E(lx)	D(m)
1	1464	1.00
2	366	2.00
3	163	3.00
4	92	4.00
5	59	5.01

Easy Kap 80 Square
03.4179.BU
Easy Kap 80 Plus Square
05.7409.BU

55° FLOOD

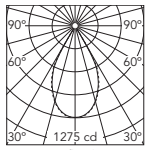

Luminous flux luminaire
947 lm (EXTREME CUT OFF)

Beam Angle: 55°

h(m)	E(lx)	D(m)
1	1275	1.04
2	319	2.09
3	142	3.13
4	80	4.18
5	51	5.22

Easy Kap 80 Square
03.4179.74
Easy Kap 80 Plus Square
05.7409.74

55° FLOOD

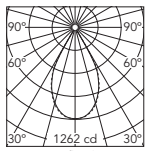

Luminous flux luminaire
947 lm (EXTREME CUT OFF)

Beam Angle: 55°

h(m)	E(lx)	D(m)
1	1262	1.05
2	315	2.10
3	140	3.16
4	79	4.21
5	50	5.26

Easy Kap 80 Square
03.4179.CU
Easy Kap 80 Plus Square
05.7409.CU

52° FLOOD

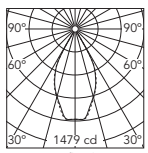

Luminous flux luminaire
1013 lm (EXTREME CUT OFF)
@Easy Kap 80 Plus

Beam Angle: 52°

h(m)	E(lx)	D(m)
1	1479	0.97
2	370	1.93
3	164	2.90
4	92	3.87
5	59	4.84

3000K

Easy Kap 80 Square
03.4178.B1
Easy Kap 80 Plus Square
05.7408.B1

55° FLOOD

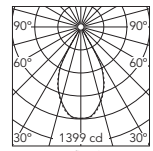

Luminous flux luminaire
1099 lm (EXTREME CUT OFF)

Beam Angle: 55°

h(m)	E(lx)	D(m)
1	1399	1.03
2	350	2.07
3	155	3.10
4	87	4.14
5	56	5.17

Easy Kap 80 Square
03.4178.GL
Easy Kap 80 Plus Square
05.7408.GL

53° FLOOD

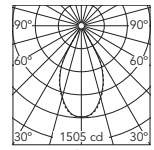

Luminous flux luminaire
1070 lm (EXTREME CUT OFF)

Beam Angle: 53°

h(m)	E(lx)	D(m)
1	1505	1.00
2	376	2.00
3	167	3.00
4	94	4.00
5	60	5.01

Easy Kap 80 Square
03.4178.BU
Easy Kap 80 Plus Square
05.7408.BU

55° FLOOD

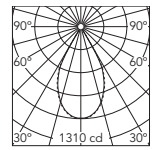

Luminous flux luminaire
973 lm (EXTREME CUT OFF)

Beam Angle: 55°

h(m)	E(lx)	D(m)
1	1310	1.04
2	327	2.09
3	146	3.13
4	82	4.18
5	52	5.22

Easy Kap 80 Square
03.4178.74
Easy Kap 80 Plus Square
05.7408.74

55° FLOOD

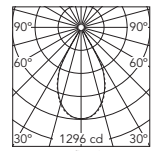

Luminous flux luminaire
973 lm (EXTREME CUT OFF)

Beam Angle: 55°

h(m)	E(lx)	D(m)
1	1296	1.05
2	324	2.10
3	144	3.16
4	81	4.21
5	52	5.26

Easy Kap 80 Square
03.4178.CU
Easy Kap 80 Plus Square
05.7408.CU

52° FLOOD

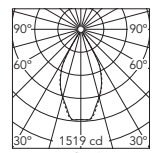

Luminous flux luminaire
1041 lm (EXTREME CUT OFF)
@ Easy Kap 80 Plus

Beam Angle: 52°

h(m)	E(lx)	D(m)
1	1519	0.97
2	380	1.93
3	169	2.90
4	95	3.87
5	61	4.84

Easy Kap 80 Square Fixed - Optic Flood - Dim To Warm

Light Source: LED Array 13W - 1800K - 2850K/CRI 95 - Dim To Warm



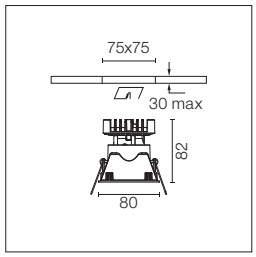

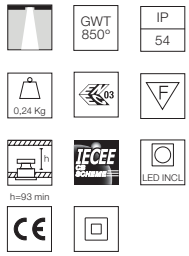

LED Einbauleuchte. 220-240V und dimmbares 1-10V Netzteil inklusive. Für Versionen mit 110-V-Geräten wenden Sie sich an das Frontoffice. Installationsrahmen nicht notwendig. Diffusorlinse inbegriffen.

Recessed luminaire with LED light source. 220-240V & dimmable 1-10V power supply included. For 110V PSU versions, please consult with the front office. Installation frame not necessary. Diffusing lens included.

1800K-2850K

☐ 03.4178.B1.LE



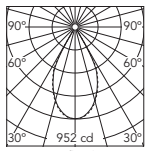

Luminous flux luminaire
736 lm (EXTREME CUT OFF)

Beam Angle: 54°

h(m)	E(lx)	D(m)
1	952	1.02
2	238	2.04
3	106	3.06
4	59	4.08
5	38	5.10

■ 03.4178.GL.LE



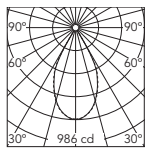

Luminous flux luminaire
715 lm (EXTREME CUT OFF)

Beam Angle: 53°

h(m)	E(lx)	D(m)
1	986	1.00
2	247	2.01
3	110	3.01
4	62	4.01
5	39	5.02

■ 03.4178.BU.LE



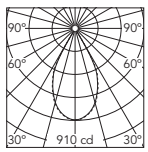

Luminous flux luminaire
661 lm (EXTREME CUT OFF)

Beam Angle: 54°

h(m)	E(lx)	D(m)
1	910	1.02
2	227	2.05
3	101	3.07
4	57	4.09
5	36	5.12

■ 03.4178.74.LE



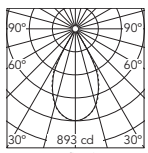

Luminous flux luminaire
659 lm (EXTREME CUT OFF)

Beam Angle: 54°

h(m)	E(lx)	D(m)
1	893	1.03
2	223	2.05
3	99	3.08
4	56	4.11
5	36	5.14

■ 03.4178.CU.LE



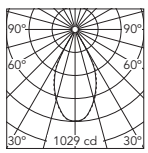

Luminous flux luminaire
703 lm (EXTREME CUT OFF)

Beam Angle: 52°

h(m)	E(lx)	D(m)
1	1029	0.97
2	257	1.94
3	114	2.92
4	64	3.89
5	41	4.86

Easy Kap Ø80 Fixed

Light Source: QR-CBC 51 GX5.3 - max 50W (LED Retrofit Compatible*)



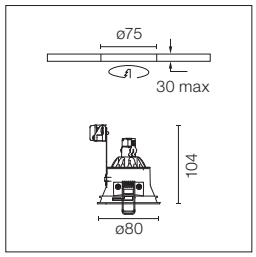

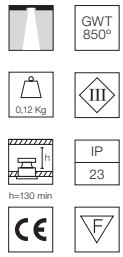

Einbauleuchte für 12V lampe. Separater Transformator nicht inbegriffen. Installationsrahmen nicht notwendig. Objektivzubehör nicht erhältlich.

Recessed 12V lamp luminaire. Remote transformer not included. Installation frame not necessary. Not suitable for lens accessories.

- 03.4210.B1
- 03.4210.GL
- 03.4210.BU
- 03.4210.74
- 03.4210.CU

Easy Kap 80 Square Fixed

Light Source: QR-CBC 51 GX5.3 - max 50W (LED Retrofit Compatible*)



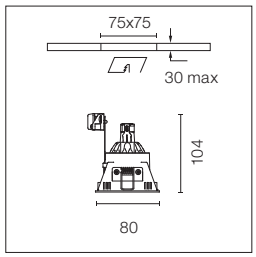

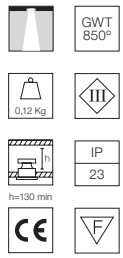

Einbauleuchte für 12V lampe. Separater Transformator nicht inbegriffen. Installationsrahmen nicht notwendig. Objektivzubehör nicht erhältlich.

Recessed 12V lamp luminaire. Remote transformer not included. Installation frame not necessary. Not suitable for lens accessories.

- 03.4208.B1
- 03.4208.GL
- 03.4208.BU
- 03.4208.74
- 03.4208.CU

Easy Kap Ø80 Fixed

Light Source: PAR 16 GZ10 - max 50W (LED Retrofit Compatible*)



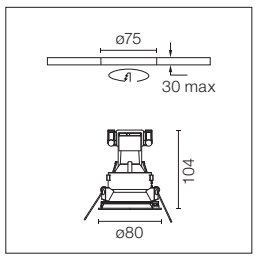

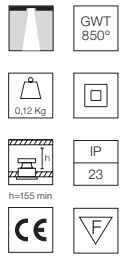

Einbauleuchte für Netzspannung. Installationsrahmen nicht notwendig. Objektivzubehör nicht erhältlich.

Recessed luminaire with main voltage source.Installation frame not necessary. Not suitable for lens accessories.

- 03.4211.B1
- 03.4211.GL
- 03.4211.BU
- 03.4211.74
- 03.4211.CU

Easy Kap 80 Square Fixed

Light Source: PAR 16 GZ10 - max 50W (LED Retrofit Compatible*)



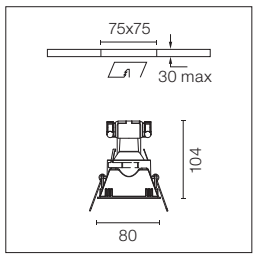

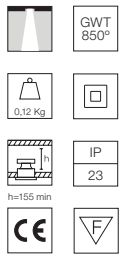

Einbauleuchte für Netzspannung. Installationsrahmen nicht notwendig. Objektivzubehör nicht erhältlich.

Recessed luminaire with main voltage source.Installation frame not necessary. Not suitable for lens accessories.

- 03.4209.B1
- 03.4209.GL
- 03.4209.BU
- 03.4209.74
- 03.4209.CU

* Kontaktieren Sie uns bitte, um eine Liste kompatibler Retrofit-LED-Glühbirnen zu erhalten / Please get in touch with us for compatible LED Retrofit bulb list.

Easy Kap Ø80/Easy Kap Ø80 Plus - Adjustable - Optic Spot

Light Source: Easy Kap Ø80: LED Array DC 500 mA - 9,2W - 935 lm - 2700K/CRI 90 / 9,2W - 974 lm - 3000K/CRI 90
Easy Kap Ø80 Plus: LED Array DC 700 mA - 13W - 1370 lm - 2700K/CRI 90 / 13W - 1460 lm - 3000K/CRI 90



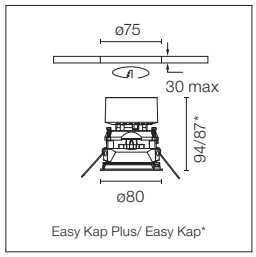

Easy Kap Plus/ Easy Kap*

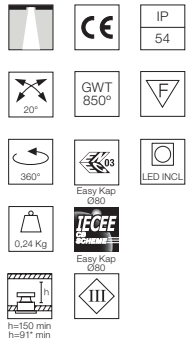

LED Einbauleuchte. Ohne Netzgerät. Installationsrahmen nicht notwendig. Diffusorlinse inbegriffen.

Recessed luminaire with LED light source. Power supply not included. Installation frame not necessary. Diffusing lens included.

Empfohlene Netzgeräte / Recommended power supply*:

	Easy Kap Ø80	Easy Kap Ø80 Plus
Non Dimmable	60.9160	60.9592
Dimmable 0/1-10V	60.9188	60.9188
Dimmable Dali 1	60.8847	60.8847
Dimmable Dali 2	60.9222	60.9222
Mains Dimming	60.9411	60.9467
Casambi	60.9207	60.9207

* Siehe Treiberkapitel / Refer to the Drivers chapter

2700K

Easy Kap Ø80
☐ 03.4153.B1
Easy Kap Ø80 Plus
☐ 05.7400.B1

19° SPOT

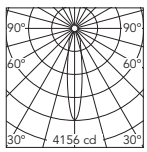

Luminous flux luminaire
1040 lm (EXTREME CUT OFF)

Beam Angle: 19°

h(m)	E(lx)	D(m)
1	4156	0.33
2	1039	0.66
3	462	0.99
4	260	1.33
5	166	1.66

Easy Kap Ø80
■ 03.4153.GL
Easy Kap Ø80 Plus
■ 05.7400.GL

19° SPOT

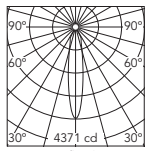

Luminous flux luminaire
1026 lm (EXTREME CUT OFF)

Beam Angle: 19°

h(m)	E(lx)	D(m)
1	4371	0.33
2	1093	0.66
3	486	0.99
4	273	1.32
5	175	1.65

Easy Kap Ø80
■ 03.4153.BU
Easy Kap Ø80 Plus
■ 05.7400.BU

18° SPOT

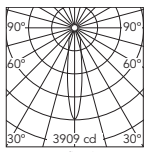

Luminous flux luminaire
923 lm (EXTREME CUT OFF)

Beam Angle: 18°

h(m)	E(lx)	D(m)
1	3909	0.32
2	977	0.65
3	434	0.97
4	244	1.30
5	156	1.62

Easy Kap Ø80
■ 03.4153.74
Easy Kap Ø80 Plus
■ 05.7400.74

18° SPOT

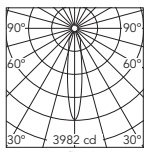

Luminous flux luminaire
932 lm (EXTREME CUT OFF)

Beam Angle: 18°

h(m)	E(lx)	D(m)
1	3982	0.32
2	996	0.65
3	442	0.97
4	249	1.30
5	159	1.62

Easy Kap Ø80
■ 03.4153.CU
Easy Kap Ø80 Plus
■ 05.7400.CU

21° SPOT

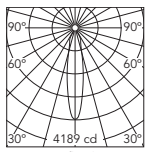

Luminous flux luminaire
1009 lm (EXTREME CUT OFF)
@Easy Kap 80 Plus

Beam Angle: 21°

h(m)	E(lx)	D(m)
1	4189	0.36
2	1047	0.72
3	465	1.09
4	262	1.45
5	168	1.81

3000K

Easy Kap Ø80
☐ 03.4170.B1
Easy Kap Ø80 Plus
☐ 05.7403.B1

19° SPOT

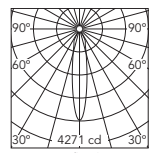

Luminous flux luminaire
1069 lm (EXTREME CUT OFF)

Beam Angle: 19°

h(m)	E(lx)	D(m)
1	4271	0.33
2	1068	0.66
3	475	0.99
4	267	1.33
5	171	1.66

Easy Kap Ø80
■ 03.4170.GL
Easy Kap Ø80 Plus
■ 05.7403.GL

19° SPOT

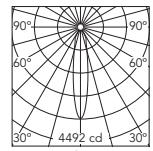

Luminous flux luminaire
1054 lm (EXTREME CUT OFF)

Beam Angle: 19°

h(m)	E(lx)	D(m)
1	4492	0.33
2	1123	0.66
3	499	0.99
4	281	1.32
5	180	1.65

Easy Kap Ø80
■ 03.4170.BU
Easy Kap Ø80 Plus
■ 05.7403.BU

18° SPOT

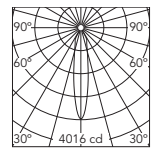

Luminous flux luminaire
949 lm (EXTREME CUT OFF)

Beam Angle: 18°

h(m)	E(lx)	D(m)
1	4016	0.32
2	1004	0.65
3	446	0.97
4	251	1.30
5	161	1.62

Easy Kap Ø80
■ 03.4170.74
Easy Kap Ø80 Plus
■ 05.7403.74

18° SPOT

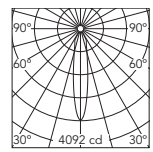

Luminous flux luminaire
957 lm (EXTREME CUT OFF)

Beam Angle: 18°

h(m)	E(lx)	D(m)
1	4092	0.32
2	1023	0.65
3	455	0.97
4	256	1.30
5	164	1.62

Easy Kap Ø80
■ 03.4170.CU
Easy Kap Ø80 Pluso
■ 05.7403.CU

21° SPOT

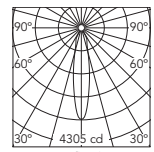

Luminous flux luminaire
1037 lm (EXTREME CUT OFF)
@ Easy Kap 80 Plus

Beam Angle: 21°

h(m)	E(lx)	D(m)
1	4305	0.36
2	1076	0.72
3	478	1.09
4	269	1.45
5	172	1.81

Easy Kap Ø80 Adjustable - Optic Spot - Dim To Warm

Light Source: LED Array 13W - 1800K - 2850K/CRI 95 - Dim To Warm



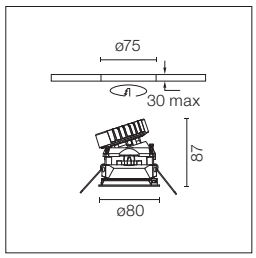



LED Einbauleuchte. 220-240V und dimmbares 1-10V Netzteil inklusive. Für Versionen mit 110-V-Geräten wenden Sie sich an das Frontoffice. Installationsrahmen nicht notwendig. Diffusorlinse inbegriffen.

Recessed luminaire with LED light source. 220-240V & dimmable 1-10V power supply included. For 110V PSU versions, please consult with the front office. Installation frame not necessary. Diffusing lens included.

1800K-2850K

03.4170.B1.LE

18° SPOT

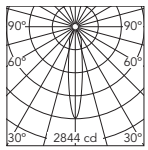

Luminous flux luminaire
716 lm (EXTREME CUT OFF)

Beam Angle: 18°

h(m)	E(lx)	D(m)
1	2844	0.31
2	711	0.63
3	316	0.94
4	178	1.25
5	114	1.56

03.4170.GL.LE

17° SPOT

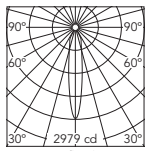

Luminous flux luminaire
684 lm (EXTREME CUT OFF)

Beam Angle: 17°

h(m)	E(lx)	D(m)
1	2979	0.30
2	745	0.61
3	331	0.91
4	186	1.21
5	119	1.52

03.4170.BU.LE

17° SPOT

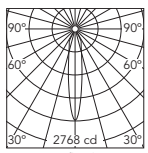

Luminous flux luminaire
639 lm (EXTREME CUT OFF)

Beam Angle: 17°

h(m)	E(lx)	D(m)
1	2768	0.31
2	692	0.61
3	308	0.92
4	173	1.22
5	111	1.53

03.4170.74.LE

17° SPOT

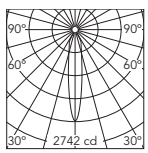

Luminous flux luminaire
629 lm (EXTREME CUT OFF)

Beam Angle: 17°

h(m)	E(lx)	D(m)
1	2742	0.31
2	686	0.61
3	305	0.92
4	171	1.22
5	110	1.53

03.4170.CU.LE

17° SPOT

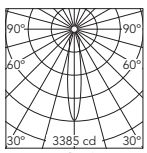

Luminous flux luminaire
680 lm (EXTREME CUT OFF)

Beam Angle: 17°

h(m)	E(lx)	D(m)
1	3385	0.30
2	846	0.60
3	376	0.90
4	212	1.20
5	135	1.50

Easy Kap Ø80/Easy Kap Ø80 Plus - Adjustable - Optic Medium

Light Source: Easy Kap Ø80: LED Array DC 500 mA - 9,2W - 935 lm - 2700K/CRI 90 / 9,2W - 974 lm - 3000K/CRI 90
Easy Kap Ø80 Plus: LED Array DC 700 mA - 13W - 1370 lm - 2700K/CRI 90 / 13W - 1460 lm - 3000K/CRI 90



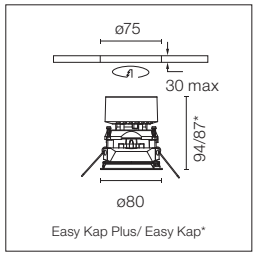

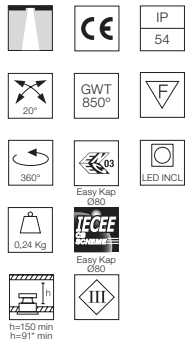

LED Einbauleuchte. Ohne Netzgerät. Installationsrahmen nicht notwendig. Diffusorlinse inbegriffen.

Recessed luminaire with LED light source. Power supply not included. Installation frame not necessary. Diffusing lens included.

Empfohlene Netzgeräte / Recommended power supply*:

	Easy Kap Ø80	Easy Kap Ø80 Plus
Non Dimmable	60.9160	60.9592
Dimmable 0/1-10V	60.9188	60.9188
Dimmable Dali 1	60.8847	60.8847
Dimmable Dali 2	60.9222	60.9222
Mains Dimming	60.9411	60.9467
Casambi	60.9207	60.9207

* Siehe Treiberkapitel / Refer to the Drivers chapter

2700K

Easy Kap Ø80
☐ 03.4155.B1
Easy Kap Ø80 Plus
☐ 05.7401.B1

26° MEDIUM

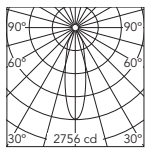

Luminous flux luminaire
982 lm (EXTREME CUT OFF)

Beam Angle: 26°

h(m)	E(lx)	D(m)
1	2756	0.47
2	689	0.93
3	306	1.40
4	172	1.87
5	110	2.33

3000K

Easy Kap Ø80
☐ 03.4171.B1
Easy Kap Ø80 Plus
☐ 05.7404.B1

26° MEDIUM

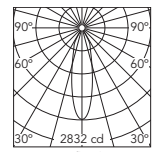

Luminous flux luminaire
1009 lm (EXTREME CUT OFF)

Beam Angle: 26°

h(m)	E(lx)	D(m)
1	2832	0.47
2	708	0.93
3	315	1.40
4	177	1.87
5	113	2.33

Easy Kap Ø80
03.4155.GL
Easy Kap Ø80 Plus
05.7401.GL

26° MEDIUM

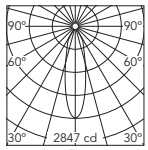

Luminous flux luminaire
922 lm (EXTREME CUT OFF)

Beam Angle: 26°

h(m)	E(lx)	D(m)
1	2847	0.46
2	712	0.93
3	316	1.39
4	178	1.85
5	114	2.32

Easy Kap Ø80
03.4171.GL
Easy Kap Ø80 Plus
05.7404.GL

26° MEDIUM

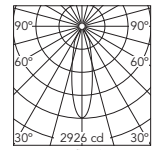

Luminous flux luminaire
947 lm (EXTREME CUT OFF)

Beam Angle: 26°

h(m)	E(lx)	D(m)
1	2926	0.46
2	731	0.93
3	325	1.39
4	183	1.85
5	117	2.32

Easy Kap Ø80
03.4155.BU
Easy Kap Ø80 Plus
05.7401.BU

26° MEDIUM

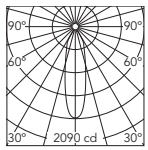

Luminous flux luminaire
703 lm (EXTREME CUT OFF)

Beam Angle: 26°

h(m)	E(lx)	D(m)
1	2090	0.47
2	522	0.94
3	232	1.40
4	131	1.87
5	84	2.34

Easy Kap Ø80
03.4171.BU
Easy Kap Ø80 Plus
05.7404.BU

26° MEDIUM

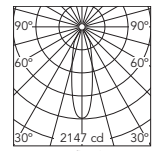

Luminous flux luminaire
723 lm (EXTREME CUT OFF)

Beam Angle: 26°

h(m)	E(lx)	D(m)
1	2147	0.47
2	537	0.94
3	239	1.40
4	134	1.87
5	86	2.34

Easy Kap Ø80
03.4155.74
Easy Kap Ø80 Plus
05.7401.74

27° MEDIUM

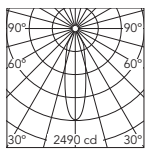

Luminous flux luminaire
831 lm (EXTREME CUT OFF)

Beam Angle: 27°

h(m)	E(lx)	D(m)
1	2490	0.47
2	622	0.95
3	277	1.42
4	156	1.89
5	100	2.37

Easy Kap Ø80
03.4171.74
Easy Kap Ø80 Plus
05.7404.74

27° MEDIUM

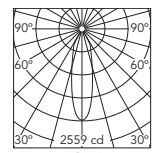

Luminous flux luminaire
854 lm (EXTREME CUT OFF)

Beam Angle: 27°

h(m)	E(lx)	D(m)
1	2559	0.47
2	640	0.95
3	284	1.42
4	160	1.89
5	102	2.37

Easy Kap Ø80
03.4155.CU
Easy Kap Ø80 Plus
05.7401.CU

26° MEDIUM

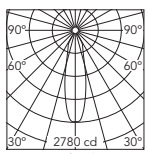

Luminous flux luminaire
871 lm (EXTREME CUT OFF)
@Easy Kap 80 Plus

Beam Angle: 26°

h(m)	E(lx)	D(m)
1	2780	0.47
2	695	0.93
3	309	1.40
4	174	1.86
5	111	2.33

Easy Kap Ø80
03.4171.CU
Easy Kap Ø80 Plus
05.7404.CU

26° MEDIUM

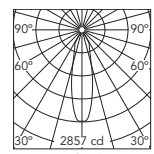

Luminous flux luminaire
895 lm (EXTREME CUT OFF)
@ Easy Kap 80 Plus

Beam Angle: 26°

h(m)	E(lx)	D(m)
1	2857	0.47
2	714	0.93
3	317	1.40
4	179	1.86
5	114	2.33

Easy Kap Ø80 Adjustable - Optic Medium - Dim To Warm

Light Source: LED Array 13W - 1800K - 2850K/CRI 95 - Dim To Warm



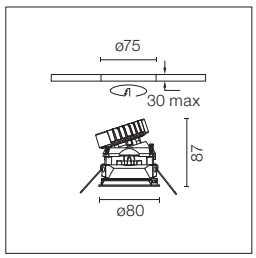



LED Einbauleuchte. 220-240V und dimmbares 1-10V Netzteil inklusive. Für Versionen mit 110-V-Geräten wenden Sie sich an das Frontoffice. Installationsrahmen nicht notwendig. Diffusorlinse inbegriffen.

Recessed luminaire with LED light source. 220-240V & dimmable 1-10V power supply included. For 110V PSU versions, please consult with the front office. Installation frame not necessary. Diffusing lens included.

1800K-2850K

03.4171.B1.LE



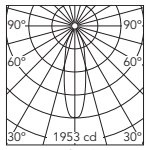

Luminous flux luminaire
722 lm (EXTREME CUT OFF)

Beam Angle:	27°
h(m) E(lx)	D(m)
1 1953	0.48
2 488	0.97
3 217	1.45
4 122	1.94
5 78	2.42

03.4171.GL.LE



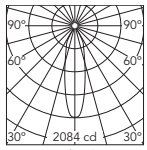

Luminous flux luminaire
695 lm (EXTREME CUT OFF)

Beam Angle:	26°
h(m) E(lx)	D(m)
1 2084	0.46
2 521	0.92
3 232	1.38
4 130	1.85
5 83	2.31

03.4171.BU.LE



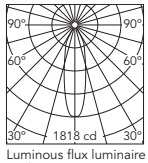

Luminous flux luminaire
630 lm (EXTREME CUT OFF)

Beam Angle:	28°
h(m) E(lx)	D(m)
1 1818	0.49
2 454	0.98
3 202	1.47
4 114	1.96
5 73	2.45

03.4171.74.LE



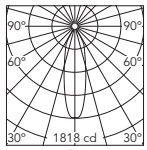

Luminous flux luminaire
631 lm (EXTREME CUT OFF)

Beam Angle:	28°
h(m) E(lx)	D(m)
1 1818	0.49
2 455	0.99
3 202	1.48
4 114	1.97
5 73	2.46

03.4171.CU.LE



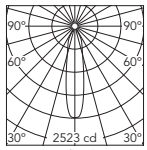

Luminous flux luminaire
683 lm (EXTREME CUT OFF)

Beam Angle:	22°
h(m) E(lx)	D(m)
1 2523	0.39
2 631	0.78
3 280	1.17
4 158	1.56
5 101	1.95

Easy Kap Ø80/Easy Kap Ø80 Plus - Adjustable - Optic Flood

Light Source: Easy Kap Ø80: LED Array DC 500 mA - 9,2W - 935 lm - 2700K/CRI 90 / 9,2W - 974 lm - 3000K/CRI 90
Easy Kap Ø80 Plus: LED Array DC 700 mA - 13W - 1370 lm - 2700K/CRI 90 / 13W - 1460 lm - 3000K/CRI 90



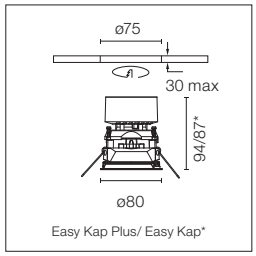

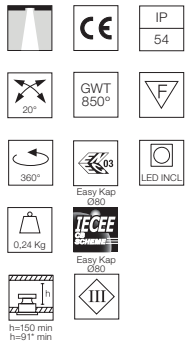

LED Einbauleuchte. Ohne Netzgerät. Installationsrahmen nicht notwendig. Diffusorlinse inbegriffen.

Recessed luminaire with LED light source. Power supply not included. Installation frame not necessary. Diffusing lens included.

Empfohlene Netzgeräte / Recommended power supply*:

	Easy Kap Ø80	Easy Kap Ø80 Plus
Non Dimmable	60.9160	60.9592
Dimmable 0/1-10V	60.9188	60.9188
Dimmable Dali 1	60.8847	60.8847
Dimmable Dali 2	60.9222	60.9222
Mains Dimming	60.9411	60.9467
Casambi	60.9207	60.9207

* Siehe Treiberkapitel / Refer to the Drivers chapter

2700K

Easy Kap Ø80
☐ 03.4157.B1
Easy Kap Ø80 Plus
☐ 05.7402.B1

50° FLOOD

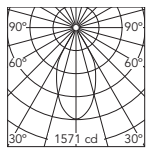

Luminous flux luminaire
1017 lm (EXTREME CUT OFF)

Beam Angle: 50°

h(m)	E(lx)	D(m)
1	1571	0.94
2	393	1.89
3	175	2.83
4	98	3.77
5	63	4.71

3000K

Easy Kap Ø80
☐ 03.4172.B1
Easy Kap Ø80 Plus
☐ 05.7405.B1

50° FLOOD

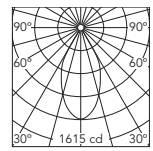

Luminous flux luminaire
1045 lm (EXTREME CUT OFF)

Beam Angle: 50°

h(m)	E(lx)	D(m)
1	1615	0.94
2	404	1.89
3	179	2.83
4	101	3.77
5	65	4.71

Easy Kap Ø80
■ 03.4157.GL
Easy Kap Ø80 Plus
■ 05.7402.GL

45° FLOOD

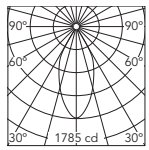

Luminous flux luminaire
987 lm (EXTREME CUT OFF)

Beam Angle: 45°

h(m)	E(lx)	D(m)
1	1785	0.83
2	446	1.67
3	198	2.50
4	112	3.34
5	71	4.17

Easy Kap Ø80
■ 03.4172.GL
Easy Kap Ø80 Plus
■ 05.7405.GL

45° FLOOD

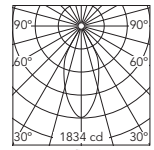

Luminous flux luminaire
1014 lm (EXTREME CUT OFF)

Beam Angle: 45°

h(m)	E(lx)	D(m)
1	1834	0.83
2	458	1.67
3	204	2.50
4	115	3.34
5	73	4.17

Easy Kap Ø80
■ 03.4157.BU
Easy Kap Ø80 Plus
■ 05.7402.BU

54° FLOOD

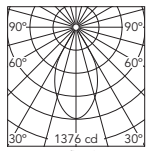

Luminous flux luminaire
882 lm (EXTREME CUT OFF)

Beam Angle: 54°

h(m)	E(lx)	D(m)
1	1376	1.01
2	344	2.03
3	153	3.04
4	86	4.05
5	55	5.07

Easy Kap Ø80
■ 03.4172.BU
Easy Kap Ø80 Plus
■ 05.7405.BU

54° FLOOD

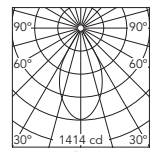

Luminous flux luminaire
906 lm (EXTREME CUT OFF)

Beam Angle: 54°

h(m)	E(lx)	D(m)
1	1414	1.01
2	353	2.03
3	157	3.04
4	88	4.05
5	57	5.07

Easy Kap Ø80
■ 03.4157.74
Easy Kap Ø80 Plus
■ 05.7402.74

55° FLOOD

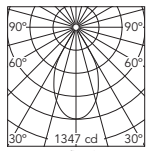

Luminous flux luminaire
884 lm (EXTREME CUT OFF)

Beam Angle: 55°

h(m)	E(lx)	D(m)
1	1347	1.04
2	337	2.08
3	150	3.12
4	84	4.16
5	54	5.20

Easy Kap Ø80
■ 03.4172.74
Easy Kap Ø80 Plus
■ 05.7405.74

55° FLOOD

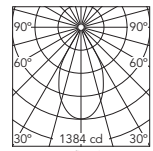

Luminous flux luminaire
909 lm (EXTREME CUT OFF)

Beam Angle: 55°

h(m)	E(lx)	D(m)
1	1384	1.04
2	346	2.08
3	154	3.12
4	87	4.16
5	55	5.20

Easy Kap Ø80
■ 03.4157.CU
Easy Kap Ø80 Plus
■ 05.7402.CU

46° FLOOD

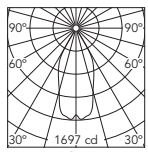

Luminous flux luminaire
970 lm (EXTREME CUT OFF)
@Easy Kap 80 Plus

Beam Angle: 46°

h(m)	E(lx)	D(m)
1	1697	0.85
2	424	1.70
3	189	2.55
4	106	3.40
5	68	4.26

Easy Kap Ø80
■ 03.4172.CU
Easy Kap Ø80 Plus
■ 05.7405.CU

46° FLOOD

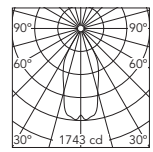

Luminous flux luminaire
996 lm (EXTREME CUT OFF)
@ Easy Kap 80 Plus

Beam Angle: 46°

h(m)	E(lx)	D(m)
1	1743	0.85
2	436	1.70
3	194	2.55
4	109	3.40
5	70	4.26

Easy Kap Ø80 Adjustable - Optic Flood - Dim To Warm

Light Source: LED Array 13W - 1800K - 2850K/CRI 95 - Dim To Warm



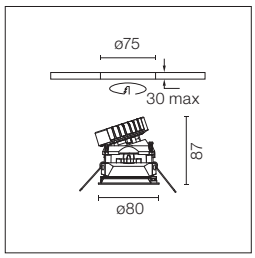



LED Einbauleuchte. 220-240V und dimmbares 1-10V Netzteil inklusive. Für Versionen mit 110-V-Geräten wenden Sie sich an das Frontoffice. Installationsrahmen nicht notwendig. Diffusorlinse inbegriffen.

Recessed luminaire with LED light source. 220-240V & dimmable 1-10V power supply included. For 110V PSU versions, please consult with the front office. Installation frame not necessary. Diffusing lens included.

1800K-2850K

☐ 03.4172.B1.LE



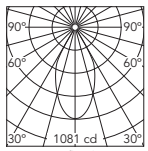

Luminous flux luminaire
707 lm (EXTREME CUT OFF)

Beam Angle: 51°

h(m)	E(lx)	D(m)
1	1081	0.94
2	270	1.89
3	120	2.83
4	68	3.78
5	43	4.72

■ 03.4172.GL.LE



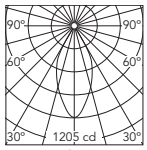

Luminous flux luminaire
677 lm (EXTREME CUT OFF)

Beam Angle: 46°

h(m)	E(lx)	D(m)
1	1205	0.85
2	301	1.71
3	134	2.56
4	75	3.41
5	48	4.26

■ 03.4172.BU.LE



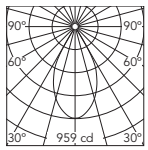

Luminous flux luminaire
619 lm (EXTREME CUT OFF)

Beam Angle: 54°

h(m)	E(lx)	D(m)
1	959	1.01
2	240	2.02
3	107	3.03
4	60	4.04
5	38	5.05

■ 03.4172.74.LE



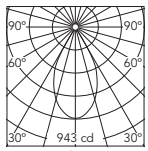

Luminous flux luminaire
608 lm (EXTREME CUT OFF)

Beam Angle: 54°

h(m)	E(lx)	D(m)
1	943	1.01
2	236	2.03
3	105	3.04
4	59	4.06
5	38	5.07

■ 03.4172.CU.LE



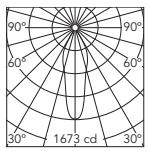

Luminous flux luminaire
663 lm (EXTREME CUT OFF)

Beam Angle: 27°

h(m)	E(lx)	D(m)
1	1673	0.49
2	418	0.97
3	186	1.46
4	105	1.94
5	67	2.43

Easy Kap 80 Square/Easy Kap 80 Square Plus - Adjustable - Optic Spot

Light Source: Easy Kap 80 Square: LED Array DC 500 mA - 9,2W - 935 lm - 2700K/CRI 90 / 9,2W - 974 lm - 3000K/CRI 90
Easy Kap 80 Square Plus: LED Array DC 700 mA - 13W - 1370 lm - 2700K/CRI 90 / 13W - 1460 lm - 3000K/CRI 90



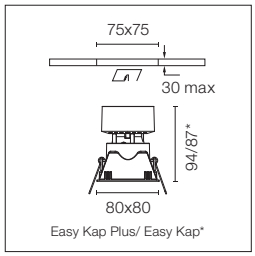

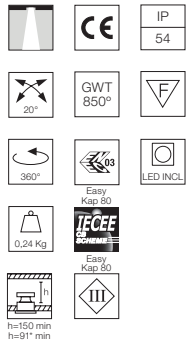

LED Einbauleuchte. Ohne Netzgerät. Installationsrahmen nicht notwendig. Diffusorlinse inbegriffen.

Recessed luminaire with LED light source. Power supply not included. Installation frame not necessary. Diffusing lens included.

Empfohlene Netzgeräte / Recommended power supply*:

	Easy Kap Ø80	Easy Kap Ø80 Plus
Non Dimmable	60.9160	60.9592
Dimmable 0/1-10V	60.9188	60.9188
Dimmable Dali 1	60.8847	60.8847
Dimmable Dali 2	60.9222	60.9222
Mains Dimming	60.9411	60.9467
Casambi	60.9207	60.9207

* Siehe Treiberkapitel / Refer to the Drivers chapter

2700K

Easy Kap 80 Square
☐ 03.4294.B1
Easy Kap 80 Plus Square
☐ 05.7443.B1

18° SPOT

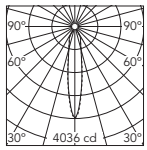

Luminous flux luminaire
1092 lm (EXTREME CUT OFF)

Beam Angle: 18°

h(m)	E(lx)	D(m)
1	4036	0.31
2	1009	0.62
3	448	0.93
4	252	1.24
5	161	1.55

Easy Kap 80 Square
■ 03.4294.GL
Easy Kap 80 Plus Square
■ 05.7443.GL

17° SPOT

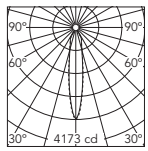

Luminous flux luminaire
1067 lm (EXTREME CUT OFF)

Beam Angle: 17°

h(m)	E(lx)	D(m)
1	4173	0.31
2	1043	0.62
3	464	0.92
4	261	1.23
5	167	1.54

Easy Kap 80 Square
■ 03.4294.BU
Easy Kap 80 Plus Square
■ 05.7443.BU

18° SPOT

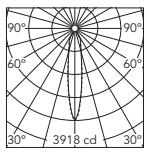

Luminous flux luminaire
997 lm (EXTREME CUT OFF)

Beam Angle: 18°

h(m)	E(lx)	D(m)
1	3918	0.31
2	979	0.62
3	435	0.93
4	245	1.24
5	157	1.55

Easy Kap 80 Square
■ 03.4294.74
Easy Kap 80 Plus Square
■ 05.7443.74

18° SPOT

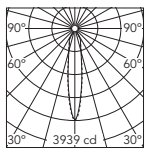

Luminous flux luminaire
997 lm (EXTREME CUT OFF)

Beam Angle: 18°

h(m)	E(lx)	D(m)
1	3939	0.31
2	985	0.62
3	438	0.93
4	246	1.24
5	158	1.54

Easy Kap 80 Square
■ 03.4294.CU
Easy Kap 80 Plus Square
■ 05.7443.CU

18° SPOT

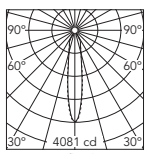

Luminous flux luminaire
1045 lm (EXTREME CUT OFF)
@Easy Kap 80 Plus

Beam Angle: 18°

h(m)	E(lx)	D(m)
1	4081	0.32
2	1020	0.63
3	453	0.95
4	255	1.26
5	163	1.58

3000K

Easy Kap 80 Square
☐ 03.4293.B1
Easy Kap 80 Plus Square
☐ 05.7442.B1

18° SPOT

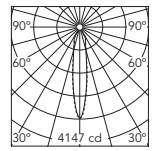

Luminous flux luminaire
1122 lm (EXTREME CUT OFF)

Beam Angle: 18°

h(m)	E(lx)	D(m)
1	4147	0.31
2	1037	0.62
3	461	0.93
4	259	1.24
5	166	1.55

Easy Kap 80 Square
■ 03.4293.GL
Easy Kap 80 Plus Square
■ 05.7442.GL

17° SPOT

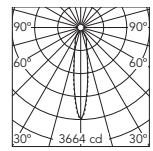

Luminous flux luminaire
937 lm (EXTREME CUT OFF)

Beam Angle: 17°

h(m)	E(lx)	D(m)
1	3664	0.31
2	916	0.62
3	407	0.92
4	229	1.23
5	147	1.54

Easy Kap 80 Square
■ 03.4293.BU
Easy Kap 80 Plus Square
■ 05.7442.BU

18° SPOT

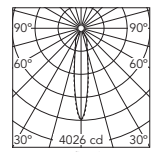

Luminous flux luminaire
1024 lm (EXTREME CUT OFF)

Beam Angle: 18°

h(m)	E(lx)	D(m)
1	4026	0.31
2	1006	0.62
3	447	0.93
4	252	1.24
5	161	1.55

Easy Kap 80 Square
■ 03.4293.74
Easy Kap 80 Plus Square
■ 05.7442.74

18° SPOT

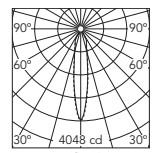

Luminous flux luminaire
1025 lm (EXTREME CUT OFF)

Beam Angle: 18°

h(m)	E(lx)	D(m)
1	4048	0.31
2	1012	0.62
3	450	0.93
4	253	1.24
5	162	1.54

Easy Kap 80 Square
■ 03.4293.CU
Easy Kap 80 Plus Square
■ 05.7442.CU

18° SPOT

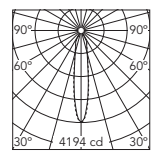

Luminous flux luminaire
1074 lm (EXTREME CUT OFF)
@ Easy Kap 80 Plus

Beam Angle: 18°

h(m)	E(lx)	D(m)
1	4194	0.32
2	1049	0.63
3	466	0.95
4	262	1.26
5	168	1.58

Easy Kap 80 Square Adjustable - Optic Spot - Dim To Warm

Light Source: LED Array 13W - 1800K - 2850K/CRI 95 - Dim To Warm



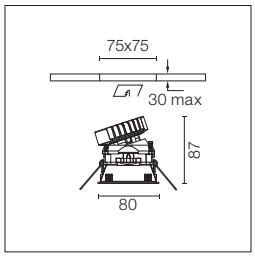



LED Einbauleuchte. 220-240V und dimmbares 1-10V Netzteil inklusive. Für Versionen mit 110-V-Geräten wenden Sie sich an das Frontoffice. Installationsrahmen nicht notwendig. Diffusorlinse inbegriffen.

Recessed luminaire with LED light source. 220-240V & dimmable 1-10V power supply included. For 110V PSU versions, please consult with the front office. Installation frame not necessary. Diffusing lens included.

1800K-2850K

03.4293.B1.LE



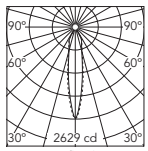

Luminous flux luminaire
754 lm (EXTREME CUT OFF)

Beam Angle: 18°

h(m)	E(lx)	D(m)
1	2629	0.31
2	657	0.63
3	292	0.94
4	164	1.26
5	105	1.57

03.4293.GL.LE



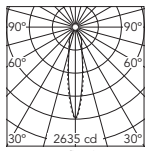

Luminous flux luminaire
728 lm (EXTREME CUT OFF)

Beam Angle: 18°

h(m)	E(lx)	D(m)
1	2635	0.32
2	659	0.63
3	293	0.95
4	165	1.26
5	105	1.58

03.4293.BU.LE



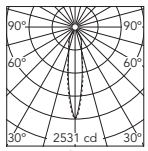

Luminous flux luminaire
684 lm (EXTREME CUT OFF)

Beam Angle: 18°

h(m)	E(lx)	D(m)
1	2531	0.31
2	633	0.63
3	281	0.94
4	158	1.26
5	101	1.57

03.4293.74.LE



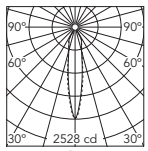

Luminous flux luminaire
685 lm (EXTREME CUT OFF)

Beam Angle: 18°

h(m)	E(lx)	D(m)
1	2528	0.31
2	632	0.63
3	281	0.94
4	158	1.25
5	101	1.57

03.4293.CU.LE



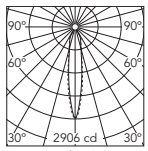

Luminous flux luminaire
721 lm (EXTREME CUT OFF)

Beam Angle: 17°

h(m)	E(lx)	D(m)
1	2906	0.30
2	726	0.59
3	323	0.89
4	182	1.18
5	116	1.48

Easy Kap 80 Square/Easy Kap 80 Square Plus - Adjustable - Optic Medium

Light Source: Easy Kap 80 Square: LED Array DC 500 mA - 9,2W - 935 lm - 2700K/CRI 90 / 9,2W - 974 lm - 3000K/CRI 90
Easy Kap 80 Square Plus: LED Array DC 700 mA - 13W - 1370 lm - 2700K/CRI 90 / 13W - 1460 lm - 3000K/CRI 90



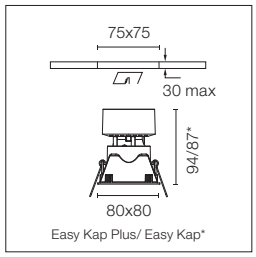

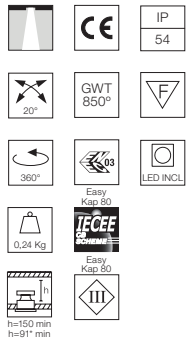

LED Einbauleuchte. Ohne Netzgerät. Installationsrahmen nicht notwendig. Diffusorlinse inbegriffen.

Recessed luminaire with LED light source. Power supply not included. Installation frame not necessary. Diffusing lens included.

Empfohlene Netzgeräte / Recommended power supply*:

	Easy Kap Ø80	Easy Kap Ø80 Plus
Non Dimmable	60.9160	60.9592
Dimmable 0/1-10V	60.9188	60.9188
Dimmable Dali 1	60.8847	60.8847
Dimmable Dali 2	60.9222	60.9222
Mains Dimming	60.9411	60.9467
Casambi	60.9207	60.9207

* Siehe Treiberkapitel / Refer to the Drivers chapter

2700K

Easy Kap 80 Square
03.4201.B1
Easy Kap 80 Plus Square
05.7439.B1

25° MEDIUM

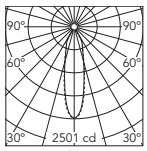

Luminous flux luminaire
932 lm (EXTREME CUT OFF)

Beam Angle: 25°

h(m)	E(lx)	D(m)
1	2501	0.44
2	625	0.88
3	278	1.32
4	156	1.76
5	100	2.20

Easy Kap 80 Square
03.4201.GL
Easy Kap 80 Plus Square
05.7439.GL

26° MEDIUM

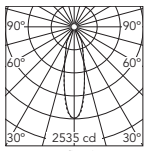

Luminous flux luminaire
901 lm (EXTREME CUT OFF)

Beam Angle: 26°

h(m)	E(lx)	D(m)
1	2535	0.46
2	634	0.91
3	282	1.37
4	158	1.83
5	101	2.28

Easy Kap 80 Square
03.4201.BU
Easy Kap 80 Plus Square
05.7439.BU

27° MEDIUM

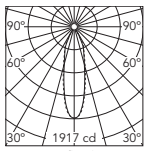

Luminous flux luminaire
727 lm (EXTREME CUT OFF)

Beam Angle: 27°

h(m)	E(lx)	D(m)
1	1917	0.47
2	479	0.94
3	213	1.41
4	120	1.88
5	77	2.36

Easy Kap 80 Square
03.4201.74
Easy Kap 80 Plus Square
05.7439.74

27° MEDIUM

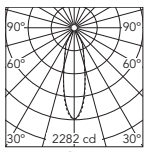

Luminous flux luminaire
845 lm (EXTREME CUT OFF)

Beam Angle: 27°

h(m)	E(lx)	D(m)
1	2282	0.49
2	570	0.97
3	254	1.46
4	143	1.94
5	91	2.43

Easy Kap 80 Square
03.4201.CU
Easy Kap 80 Plus Square
05.7439.CU

25° MEDIUM

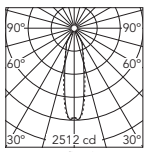

Luminous flux luminaire
914 lm (EXTREME CUT OFF)
@Easy Kap 80 Plus

Beam Angle: 25°

h(m)	E(lx)	D(m)
1	2512	0.44
2	628	0.87
3	279	1.31
4	157	1.75
5	100	2.18

3000K

Easy Kap 80 Square
03.4200.B1
Easy Kap 80 Plus Square
05.7438.B1

25° MEDIUM

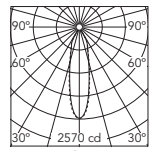

Luminous flux luminaire
958 lm (EXTREME CUT OFF)

Beam Angle: 25°

h(m)	E(lx)	D(m)
1	2570	0.44
2	643	0.88
3	286	1.32
4	161	1.76
5	103	2.20

Easy Kap 80 Square
03.4200.GL
Easy Kap 80 Plus Square
05.7438.GL

26° MEDIUM

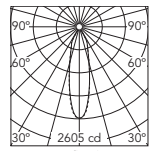

Luminous flux luminaire
926 lm (EXTREME CUT OFF)

Beam Angle: 26°

h(m)	E(lx)	D(m)
1	2605	0.46
2	651	0.91
3	289	1.37
4	163	1.83
5	104	2.28

Easy Kap 80 Square
03.4200.BU
Easy Kap 80 Plus Square
05.7438.BU

27° MEDIUM

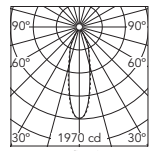

Luminous flux luminaire
748 lm (EXTREME CUT OFF)

Beam Angle: 27°

h(m)	E(lx)	D(m)
1	1970	0.47
2	492	0.94
3	219	1.41
4	123	1.88
5	79	2.36

Easy Kap 80 Square
03.4200.74
Easy Kap 80 Plus Square
05.7438.74

27° MEDIUM

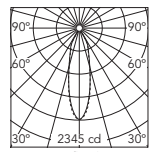

Luminous flux luminaire
868 lm (EXTREME CUT OFF)

Beam Angle: 27°

h(m)	E(lx)	D(m)
1	2345	0.49
2	586	0.97
3	261	1.46
4	147	1.94
5	94	2.43

Easy Kap 80 Square
03.4200.CU
Easy Kap 80 Plus Square
05.7438.CU

25° MEDIUM

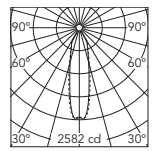

Luminous flux luminaire
940 lm (EXTREME CUT OFF)
@ Easy Kap 80 Plus

Beam Angle: 25°

h(m)	E(lx)	D(m)
1	2582	0.44
2	645	0.87
3	287	1.31
4	161	1.75
5	103	2.18

Easy Kap 80 Square Adjustable - Optic Medium - Dim To Warm

Light Source: LED Array 13W - 1800K - 2850K/CRI 95 - Dim To Warm



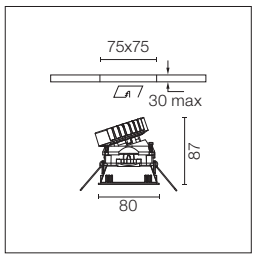



LED Einbauleuchte. 220-240V und dimmbares 1-10V Netzteil inklusive. Für Versionen mit 110-V-Geräten wenden Sie sich an das Frontoffice. Installationsrahmen nicht notwendig. Diffusorlinse inbegriffen.

Recessed luminaire with LED light source. 220-240V & dimmable 1-10V power supply included. For 110V PSU versions, please consult with the front office. Installation frame not necessary. Diffusing lens included.

1800K-2850K

03.4200.B1.LE



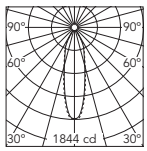

Luminous flux luminaire
752 lm (EXTREME CUT OFF)

Beam Angle: 26°

h(m)	E(lx)	D(m)
1	1844	0.47
2	461	0.94
3	205	1.41
4	115	1.88
5	74	2.35

03.4200.GL.LE



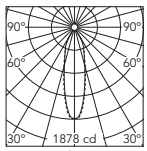

Luminous flux luminaire
735 lm (EXTREME CUT OFF)

Beam Angle: 27°

h(m)	E(lx)	D(m)
1	1878	0.47
2	470	0.95
3	209	1.42
4	117	1.89
5	75	2.37

03.4200.BU.LE



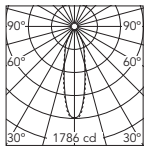

Luminous flux luminaire
696 lm (EXTREME CUT OFF)

Beam Angle: 27°

h(m)	E(lx)	D(m)
1	1786	0.47
2	447	0.95
3	198	1.42
4	112	1.89
5	71	2.37

03.4200.74.LE



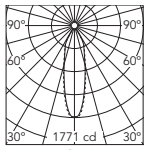

Luminous flux luminaire
685 lm (EXTREME CUT OFF)

Beam Angle: 27°

h(m)	E(lx)	D(m)
1	1771	0.48
2	443	0.96
3	197	1.44
4	111	1.93
5	71	2.41

03.4200.CU.LE



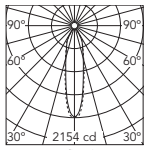

Luminous flux luminaire
726 lm (EXTREME CUT OFF)

Beam Angle: 22°

h(m)	E(lx)	D(m)
1	2154	0.40
2	538	0.79
3	239	1.19
4	135	1.59
5	86	1.98

Easy Kap 80 Square/Easy Kap 80 Square Plus - Adjustable - Optic Flood

Light Source: Easy Kap 80 Square: LED Array DC 500 mA - 9,2W - 935 lm - 2700K/CRI 90 / 9,2W - 974 lm - 3000K/CRI 90
Easy Kap 80 Square Plus: LED Array DC 700 mA - 13W - 1370 lm - 2700K/CRI 90 / 13W - 1460 lm - 3000K/CRI 90



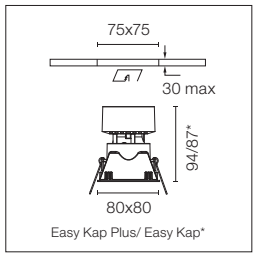

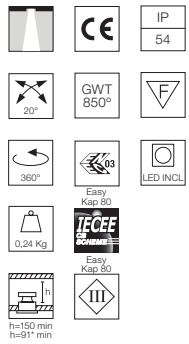

LED Einbauleuchte. Ohne Netzgerät. Installationsrahmen nicht notwendig. Diffusorlinse inbegriffen.

Recessed luminaire with LED light source. Power supply not included. Installation frame not necessary. Diffusing lens included.

Empfohlene Netzgeräte / Recommended power supply*:

	Easy Kap Ø80	Easy Kap Ø80 Plus
Non Dimmable	60.9160	60.9592
Dimmable 0/1-10V	60.9188	60.9188
Dimmable Dali 1	60.8847	60.8847
Dimmable Dali 2	60.9222	60.9222
Mains Dimming	60.9411	60.9467
Casambi	60.9207	60.9207

* Siehe Treiberkapitel / Refer to the Drivers chapter

2700K

Easy Kap 80 Square
03.4296.B1
Easy Kap 80 Plus Square
05.7445.B1

53° FLOOD

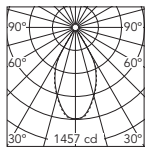

Luminous flux luminaire
1068 lm (EXTREME CUT OFF)

Beam Angle: 53°

h(m)	E(lx)	D(m)
1	1457	0.99
2	364	1.98
3	162	2.98
4	91	3.97
5	58	4.96

Easy Kap 80 Square
03.4296.GL
Easy Kap 80 Plus Square
05.7445.GL

50° FLOOD

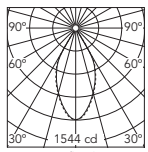

Luminous flux luminaire
1032 lm (EXTREME CUT OFF)

Beam Angle: 50°

h(m)	E(lx)	D(m)
1	1544	0.93
2	386	1.86
3	172	2.79
4	96	3.72
5	62	4.65

Easy Kap 80 Square
03.4296.BU
Easy Kap 80 Plus Square
05.7445.BU

55° FLOOD

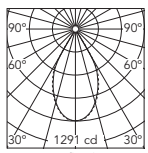

Luminous flux luminaire
960 lm (EXTREME CUT OFF)

Beam Angle: 55°

h(m)	E(lx)	D(m)
1	1291	1.05
2	323	2.09
3	143	3.14
4	81	4.19
5	52	5.23

Easy Kap 80 Square
03.4296.74
Easy Kap 80 Plus Square
05.7445.74

55° FLOOD

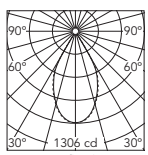

Luminous flux luminaire
950 lm (EXTREME CUT OFF)

Beam Angle: 55°

h(m)	E(lx)	D(m)
1	1306	1.04
2	326	2.08
3	145	3.11
4	82	4.15
5	52	5.19

Easy Kap 80 Square
03.4296.CU
Easy Kap 80 Plus Square
05.7445.CU

48° FLOOD

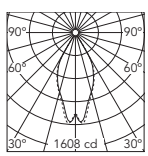

Luminous flux luminaire
1009 lm (EXTREME CUT OFF)
@Easy Kap 80 Plus

Beam Angle: 48°

h(m)	E(lx)	D(m)
1	1608	0.88
2	402	1.77
3	179	2.65
4	101	3.53
5	64	4.42

3000K

Easy Kap 80 Square
03.4295.B1
Easy Kap 80 Plus Square
05.7444.B1

53° FLOOD

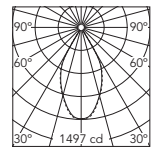

Luminous flux luminaire
1097 lm (EXTREME CUT OFF)

Beam Angle: 53°

h(m)	E(lx)	D(m)
1	1497	0.99
2	374	1.98
3	166	2.98
4	94	3.97
5	60	4.96

Easy Kap 80 Square
03.4295.GL
Easy Kap 80 Plus Square
05.7444.GL

50° FLOOD

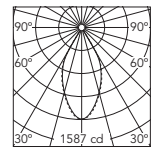

Luminous flux luminaire
1060 lm (EXTREME CUT OFF)

Beam Angle: 50°

h(m)	E(lx)	D(m)
1	1587	0.93
2	397	1.86
3	176	2.79
4	99	3.72
5	63	4.65

Easy Kap 80 Square
03.4295.BU
Easy Kap 80 Plus Square
05.7444.BU

55° FLOOD

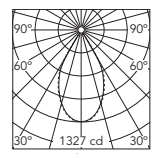

Luminous flux luminaire
986 lm (EXTREME CUT OFF)

Beam Angle: 55°

h(m)	E(lx)	D(m)
1	1327	1.05
2	332	2.09
3	147	3.14
4	83	4.19
5	53	5.23

Easy Kap 80 Square
03.4295.74
Easy Kap 80 Plus Square
05.7444.74

55° FLOOD

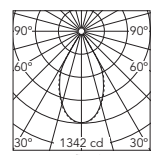

Luminous flux luminaire
976 lm (EXTREME CUT OFF)

Beam Angle: 55°

h(m)	E(lx)	D(m)
1	1342	1.04
2	335	2.08
3	149	3.11
4	84	4.15
5	54	5.19

Easy Kap 80 Square
03.4295.CU
Easy Kap 80 Plus Square
05.7444.CU

48° FLOOD

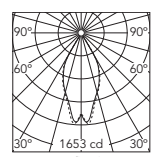

Luminous flux luminaire
1037 lm (EXTREME CUT OFF)
@ Easy Kap 80 Plus

Beam Angle: 48°

h(m)	E(lx)	D(m)
1	1653	0.88
2	413	1.77
3	184	2.65
4	103	3.53
5	66	4.42

Easy Kap 80 Square Adjustable - Optic Flood - Dim To Warm

Light Source: LED Array 13W - 1800K - 2850K/CRI 95 - Dim To Warm



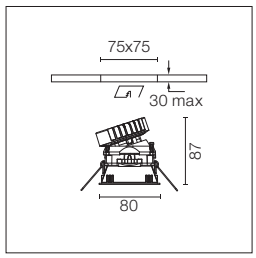



LED Einbauleuchte. 220-240V und dimmbares 1-10V Netzteil inklusive. Für Versionen mit 110-V-Geräten wenden Sie sich an das Frontoffice. Installationsrahmen nicht notwendig. Diffusorlinse inbegriffen.

Recessed luminaire with LED light source. 220-240V & dimmable 1-10V power supply included. For 110V PSU versions, please consult with the front office. Installation frame not necessary. Diffusing lens included.

1800K-2850K

☐ 03.4295.B1.LE



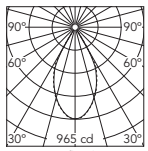

Luminous flux luminaire
732 lm (EXTREME CUT OFF)

Beam Angle: 53°

h(m)	E(lx)	D(m)
1	965	1.01
2	241	2.01
3	107	3.02
4	60	4.03
5	39	5.03

■ 03.4295.GL.LE



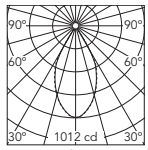

Luminous flux luminaire
720 lm (EXTREME CUT OFF)

Beam Angle: 53°

h(m)	E(lx)	D(m)
1	1012	0.99
2	253	1.98
3	112	2.97
4	63	3.96
5	40	4.95

■ 03.4295.BU.LE



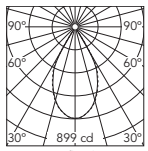

Luminous flux luminaire
669 lm (EXTREME CUT OFF)

Beam Angle: 55°

h(m)	E(lx)	D(m)
1	899	1.04
2	225	2.08
3	100	3.12
4	56	4.16
5	36	5.21

■ 03.4295.74.LE



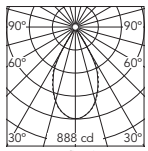

Luminous flux luminaire
660 lm (EXTREME CUT OFF)

Beam Angle: 55°

h(m)	E(lx)	D(m)
1	888	1.04
2	222	2.07
3	99	3.11
4	55	4.15
5	36	5.18

■ 03.4295.CU.LE



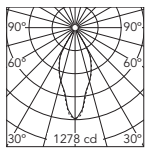

Luminous flux luminaire
707 lm (EXTREME CUT OFF)

Beam Angle: 41°

h(m)	E(lx)	D(m)
1	1278	0.75
2	319	1.50
3	142	2.25
4	80	3.00
5	51	3.75

Easy Kap Ø80 Adjustable

Light Source: QR-CBC 51 GX5.3 - max 50W (LED Retrofit Compatible*)



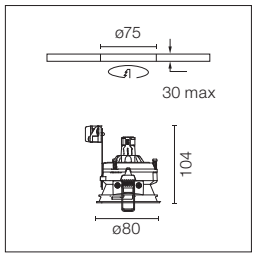

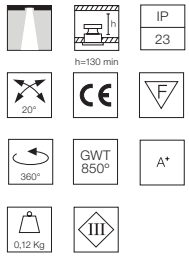

Einbauleuchte für 12V lampe. Separater Transformator nicht inbegriffen. Installationsrahmen nicht notwendig. Objektivzubehör nicht erhältlich.

Recessed 12V lamp luminaire. Remote transformer not included. Installation frame not necessary. Not suitable for lens accessories.

- 03.4160.B1
- 03.4160.GL
- 03.4160.BU
- 03.4160.74
- 03.4160.CU

Easy Kap 80 Square Adjustable

Light Source: QR-CBC 51 GX5.3 - max 50W (LED Retrofit Compatible*)



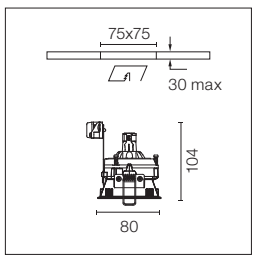

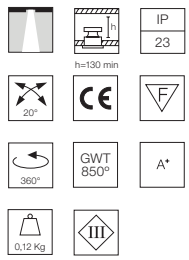

Einbauleuchte für 12V lampe. Separater Transformator nicht inbegriffen. Installationsrahmen nicht notwendig. Objektivzubehör nicht erhältlich.

Recessed 12V lamp luminaire. Remote transformer not included. Installation frame not necessary. Not suitable for lens accessories.

- 03.4212.B1
- 03.4212.GL
- 03.4212.BU
- 03.4212.74
- 03.4212.CU

Easy Kap Ø80 Adjustable

Light Source: PAR 16 GZ10 - max 50W (LED Retrofit Compatible*)



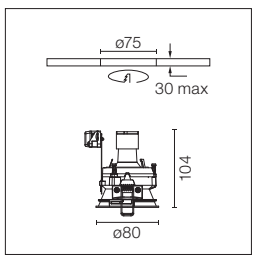

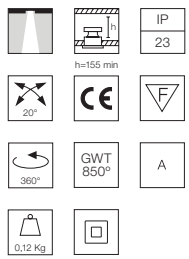

Einbauleuchte für Netzspannung. Installationsrahmen nicht notwendig. Objektivzubehör nicht erhältlich.

Recessed luminaire with main voltage source. Installation frame not necessary. Not suitable for lens accessories.

- 03.4162.B1
- 03.4162.GL
- 03.4162.BU
- 03.4162.74
- 03.4162.CU

Easy Kap 80 Square Adjustable

Light Source: PAR 16 GZ10 - max 50W (LED Retrofit Compatible*)



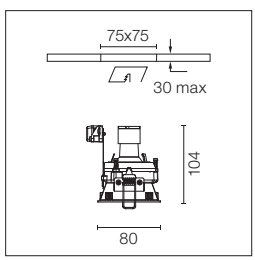

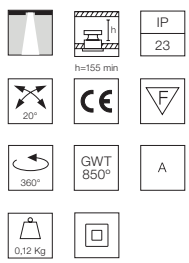

Einbauleuchte für Netzspannung. Installationsrahmen nicht notwendig. Objektivzubehör nicht erhältlich.

Recessed luminaire with main voltage source. Installation frame not necessary. Not suitable for lens accessories.

- 03.4213.B1
- 03.4213.GL
- 03.4213.BU
- 03.4213.74
- 03.4213.CU

* Kontaktieren Sie uns bitte, um eine Liste kompatibler Retrofit-LED-Glühbirnen zu erhalten / Please get in touch with us for compatible LED Retrofit bulb list.

NEW

Easy Kap Ø80/Easy Kap Ø80 Plus - Wall-Washer

Light Source: Easy Kap Ø80: LED Array DC 500 mA - 9,2W - 935 lm - 2700K/CRI 90 / 9,2W - 974 lm - 3000K/CRI 90
Easy Kap Ø80 Plus: LED Array DC 700 mA - 13W - 1370 lm - 2700K/CRI 90 / 13W - 1460 lm - 3000K/CRI 90



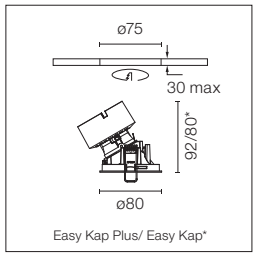

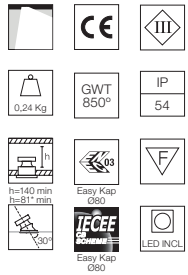

LED Einbauleuchte. Ohne Netzgerät. Installationsrahmen nicht notwendig. Elliptische linse enthalten.

Recessed luminaire with LED light source. Power supply not included. Installation frame not necessary. Elliptical lens included.

Empfohlene Netzgeräte / Recommended power supply*:

	Easy Kap Ø80	Easy Kap Ø80 Plus
Non Dimmable	60.9160	60.9592
Dimmable 0/1-10V	60.9188	60.9188
Dimmable Dali 1	60.8847	60.8847
Dimmable Dali 2	60.9222	60.9222
Mains Dimming	60.9411	60.9467
Casambi	60.9207	60.9207

* Siehe Treiberkapitel / Refer to the Drivers chapter

2700K

Easy Kap Ø80
☐ 03.4197.B1
Easy Kap Ø80 Plus
☐ 05.7435.B1

28°

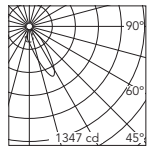

Luminous flux luminaire
884 lm (EXTREME CUT OFF)

Beam Angle: 28°

h(m)	E(lx)	D(m)
1	1347	0.62
2	337	1.24
3	150	1.87
4	84	2.49
5	54	3.11

Easy Kap Ø80
☐ 03.4197.GL
Easy Kap Ø80 Plus
☐ 05.7435.GL

30°

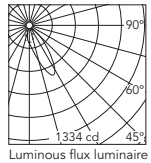

Luminous flux luminaire
838 lm (EXTREME CUT OFF)

Beam Angle: 30°

h(m)	E(lx)	D(m)
1	1334	0.67
2	333	1.33
3	148	2.00
4	83	2.67
5	53	3.33

Easy Kap Ø80
☐ 03.4197.BU
Easy Kap Ø80 Plus
☐ 05.7435.BU

28°

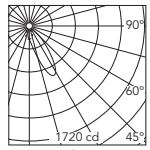

Luminous flux luminaire
938 lm (EXTREME CUT OFF)

Beam Angle: 28°

h(m)	E(lx)	D(m)
1	1720	0.64
2	430	1.28
3	191	1.91
4	108	2.55
5	69	3.19

Easy Kap Ø80
☐ 03.4197.74
Easy Kap Ø80 Plus
☐ 05.7435.74

26°

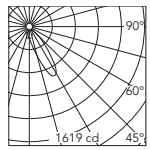

Luminous flux luminaire
806 lm (EXTREME CUT OFF)

Beam Angle: 26°

h(m)	E(lx)	D(m)
1	1619	0.59
2	405	1.19
3	180	1.78
4	101	2.37
5	65	2.97

Easy Kap Ø80
☐ 03.4197.CU
Easy Kap Ø80 Plus
☐ 05.7435.CU

28°

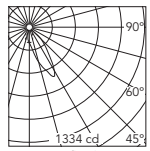

Luminous flux luminaire
882 lm (EXTREME CUT OFF)
@Easy Kap 80 Plus

Beam Angle: 28°

h(m)	E(lx)	D(m)
1	1334	0.64
2	333	1.27
3	148	1.91
4	83	2.55
5	53	3.19

3000K

Easy Kap Ø80
☐ 03.4196.B1
Easy Kap Ø80 Plus
☐ 05.7434.B1

28°

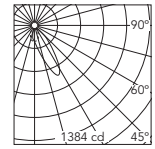

Luminous flux luminaire
908 lm (EXTREME CUT OFF)

Beam Angle: 28°

h(m)	E(lx)	D(m)
1	1384	0.62
2	346	1.24
3	154	1.87
4	86	2.49
5	55	3.11

Easy Kap Ø80
☐ 03.4196.GL
Easy Kap Ø80 Plus
☐ 05.7434.GL

30°

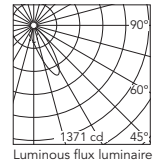

Luminous flux luminaire
861 lm (EXTREME CUT OFF)

Beam Angle: 30°

h(m)	E(lx)	D(m)
1	1371	0.67
2	343	1.33
3	152	2.00
4	86	2.67
5	55	3.33

Easy Kap Ø80
☐ 03.4196.BU
Easy Kap Ø80 Plus
☐ 05.7434.BU

28°

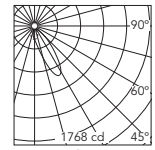

Luminous flux luminaire
964 lm (EXTREME CUT OFF)

Beam Angle: 28°

h(m)	E(lx)	D(m)
1	1768	0.64
2	442	1.28
3	196	1.91
4	110	2.55
5	71	3.19

Easy Kap Ø80
☐ 03.4196.74
Easy Kap Ø80 Plus
☐ 05.7434.74

26°

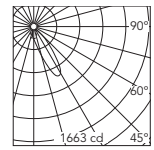

Luminous flux luminaire
828 lm (EXTREME CUT OFF)

Beam Angle: 26°

h(m)	E(lx)	D(m)
1	1663	0.59
2	416	1.19
3	185	1.78
4	104	2.37
5	67	2.97

Easy Kap Ø80
☐ 03.4196.CU
Easy Kap Ø80 Plus
☐ 05.7434.CU

28°

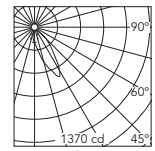

Luminous flux luminaire
906 lm (EXTREME CUT OFF)
@ Easy Kap 80 Plus

Beam Angle: 28°

h(m)	E(lx)	D(m)
1	1370	0.64
2	343	1.27
3	152	1.91
4	86	2.55
5	55	3.19

Easy Kap Ø80 Wall-Washer - Dim To Warm

Light Source: LED Array 13W - 1800K - 2850K/CRI 95 - Dim To Warm



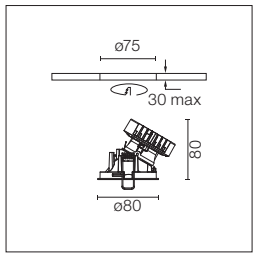

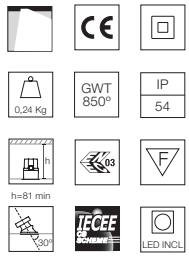

LED Einbauleuchte. 220-240V und dimmbares 1-10V Netzteil inklusive. Für Versionen mit 110-V-Geräten wenden Sie sich an das Frontoffice. Installationsrahmen nicht notwendig. Diffusorlinse inbegriffen.

Recessed luminaire with LED light source. 220-240V & dimmable 1-10V power supply included. For 110V PSU versions, please consult with the front office. Installation frame not necessary. Diffusing lens included.

1800K-2850K

03.4196.B1.LE



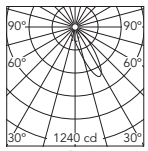

Luminous flux luminaire
770 lm (EXTREME CUT OFF)

Beam Angle: 28°

h(m)	E(lx)	D(m)
1	1240	0.64
2	310	1.29
3	138	1.93
4	78	2.58
5	50	3.22

03.4196.GL.LE



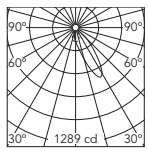

Luminous flux luminaire
718 lm (EXTREME CUT OFF)

Beam Angle: 27°

h(m)	E(lx)	D(m)
1	1289	0.63
2	322	1.25
3	143	1.88
4	81	2.50
5	52	3.13

03.4196.BU.LE



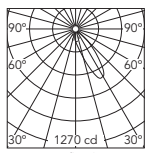

Luminous flux luminaire
672 lm (EXTREME CUT OFF)

Beam Angle: 28°

h(m)	E(lx)	D(m)
1	1270	0.65
2	317	1.30
3	141	1.96
4	79	2.61
5	51	3.26

03.4196.74.LE



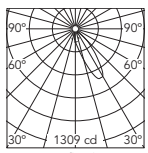

Luminous flux luminaire
682 lm (EXTREME CUT OFF)

Beam Angle: 28°

h(m)	E(lx)	D(m)
1	1309	0.64
2	327	1.28
3	145	1.92
4	82	2.56
5	52	3.20

03.4196.CU.LE



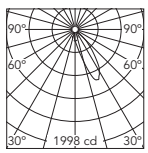

Luminous flux luminaire
712 lm (EXTREME CUT OFF)

Beam Angle: 27°

h(m)	E(lx)	D(m)
1	1998	0.60
2	500	1.20
3	222	1.80
4	125	2.40
5	80	3.00

NEW

Easy Kap 80 Square/Easy Kap 80 Square Plus - Wall-Washer

Light Source: Easy Kap 80 Square: LED Array DC 500 mA - 9,2W - 935 lm - 2700K/CRI 90 / 9,2W - 974 lm - 3000K/CRI 90
Easy Kap 80 Square Plus: LED Array DC 700 mA - 13W - 1370 lm - 2700K/CRI 90 / 13W - 1460 lm - 3000K/CRI 90



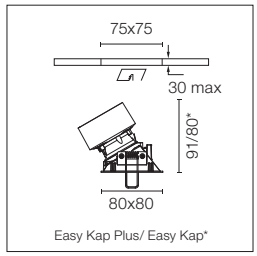

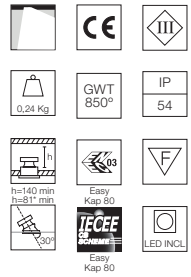

LED Einbauleuchte. Ohne Netzgerät. Installationsrahmen nicht notwendig. Elliptische linse enthalten.

Recessed luminaire with LED light source. Power supply not included. Installation frame not necessary. Elliptical lens included.

Empfohlene Netzgeräte / Recommended power supply*:

	Easy Kap Ø80	Easy Kap Ø80 Plus
Non Dimmable	60.9160	60.9592
Dimmable 0/1-10V	60.9188	60.9188
Dimmable Dali 1	60.8847	60.8847
Dimmable Dali 2	60.9222	60.9222
Mains Dimming	60.9411	60.9467
Casambi	60.9207	60.9207

* Siehe Treiberkapitel / Refer to the Drivers chapter

2700K

Easy Kap Ø80
☐ 03.4199.B1
Easy Kap Ø80 Plus
☐ 05.7437.B1

27°

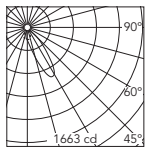

Luminous flux luminaire
924 lm (EXTREME CUT OFF)

Beam Angle: 27°

h(m)	E(lx)	D(m)
1	1663	0.62
2	416	1.24
3	185	1.85
4	104	2.47
5	67	3.09

Easy Kap Ø80
■ 03.4199.GL
Easy Kap Ø80 Plus
■ 05.7437.GL

28°

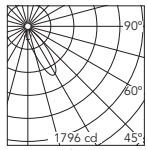

Luminous flux luminaire
1051 lm (EXTREME CUT OFF)

Beam Angle: 28°

h(m)	E(lx)	D(m)
1	1796	0.68
2	449	1.36
3	200	2.04
4	112	2.72
5	72	3.40

Easy Kap Ø80
■ 03.4199.BU
Easy Kap Ø80 Plus
■ 05.7437.BU

26°

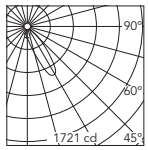

Luminous flux luminaire
904 lm (EXTREME CUT OFF)

Beam Angle: 26°

h(m)	E(lx)	D(m)
1	1721	0.63
2	430	1.25
3	191	1.88
4	108	2.51
5	69	3.14

Easy Kap Ø80
■ 03.4199.74
Easy Kap Ø80 Plus
■ 05.7437.74

26°

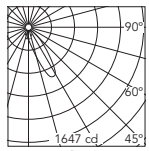

Luminous flux luminaire
844 lm (EXTREME CUT OFF)

Beam Angle: 26°

h(m)	E(lx)	D(m)
1	1647	0.59
2	412	1.19
3	183	1.78
4	103	2.37
5	66	2.97

Easy Kap Ø80
■ 03.4199.CU
Easy Kap Ø80 Plus
■ 05.7437.CU

28°

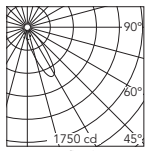

Luminous flux luminaire
932 lm (EXTREME CUT OFF)
@Easy Kap 80 Plus

Beam Angle: 28°

h(m)	E(lx)	D(m)
1	1750	0.64
2	437	1.29
3	194	1.93
4	109	2.57
5	70	3.21

3000K

Easy Kap Ø80
☐ 03.4198.B1
Easy Kap Ø80 Plus
☐ 05.7436.B1

27°

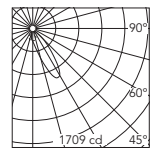

Luminous flux luminaire
950 lm (EXTREME CUT OFF)

Beam Angle: 27°

h(m)	E(lx)	D(m)
1	1709	0.62
2	427	1.24
3	190	1.85
4	107	2.47
5	68	3.09

Easy Kap Ø80
■ 03.4198.GL
Easy Kap Ø80 Plus
■ 05.7436.GL

28°

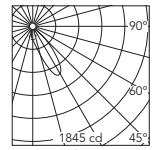

Luminous flux luminaire
1080 lm (EXTREME CUT OFF)

Beam Angle: 28°

h(m)	E(lx)	D(m)
1	1845	0.68
2	461	1.36
3	205	2.04
4	115	2.72
5	74	3.40

Easy Kap Ø80
■ 03.4198.BU
Easy Kap Ø80 Plus
■ 05.7436.BU

26°

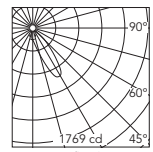

Luminous flux luminaire
929 lm (EXTREME CUT OFF)

Beam Angle: 26°

h(m)	E(lx)	D(m)
1	1769	0.63
2	442	1.25
3	197	1.88
4	111	2.51
5	71	3.14

Easy Kap Ø80
■ 03.4198.74
Easy Kap Ø80 Plus
■ 05.7436.74

26°

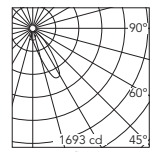

Luminous flux luminaire
867 lm (EXTREME CUT OFF)

Beam Angle: 26°

h(m)	E(lx)	D(m)
1	1693	0.59
2	423	1.19
3	188	1.78
4	106	2.37
5	68	2.97

Easy Kap Ø80
■ 03.4198.CU
Easy Kap Ø80 Plus
■ 05.7436.CU

28°

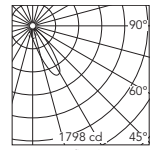

Luminous flux luminaire
958 lm (EXTREME CUT OFF)
@ Easy Kap 80 Plus

Beam Angle: 28°

h(m)	E(lx)	D(m)
1	1798	0.64
2	450	1.29
3	200	1.93
4	112	2.57
5	72	3.21

Easy Kap 80 Square Wall-Washer - Dim To Warm

Light Source: LED Array 13W - 1800K - 2850K/CRI 95 - Dim To Warm



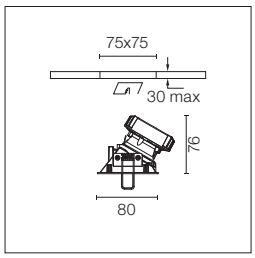



LED Einbauleuchte. 220-240V und dimmbares 1-10V Netzteil inklusive. Für Versionen mit 110-V-Geräten wenden Sie sich an das Frontoffice. Installationsrahmen nicht notwendig. Diffusorlinse inbegriffen.

Recessed luminaire with LED light source. 220-240V & dimmable 1-10V power supply included. For 110V PSU versions, please consult with the front office. Installation frame not necessary. Diffusing lens included.

1800K-2850K

03.4198.B1.LE



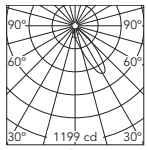

Luminous flux luminaire
723 lm (EXTREME CUT OFF)

Beam Angle: 28°

h(m)	E(lx)	D(m)
1	1199	0.68
2	300	1.37
3	133	2.05
4	75	2.74
5	48	3.42

03.4198.GL.LE



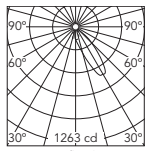

Luminous flux luminaire
721 lm (EXTREME CUT OFF)

Beam Angle: 28°

h(m)	E(lx)	D(m)
1	1263	0.69
2	316	1.38
3	140	2.07
4	79	2.75
5	51	3.44

03.4198.BU.LE



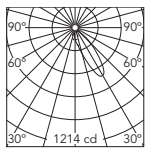

Luminous flux luminaire
632 lm (EXTREME CUT OFF)

Beam Angle: 28°

h(m)	E(lx)	D(m)
1	1214	0.68
2	304	1.35
3	135	2.03
4	76	2.71
5	49	3.39

03.4198.74.LE



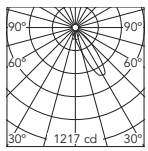

Luminous flux luminaire
695 lm (EXTREME CUT OFF)

Beam Angle: 27°

h(m)	E(lx)	D(m)
1	1217	0.66
2	304	1.33
3	135	1.99
4	76	2.66
5	49	3.32

03.4198.CU.LE



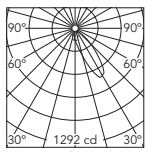

Luminous flux luminaire
735 lm (EXTREME CUT OFF)

Beam Angle: 29°

h(m)	E(lx)	D(m)
1	1292	0.70
2	323	1.40
3	144	2.10
4	81	2.80
5	52	3.50

Easy Kap Ø80 Wall-Washer

Light Source: QR-CBC 51 GX5.3 - max 50W (LED Retrofit Compatible*)



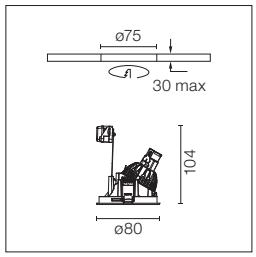

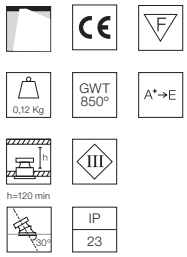

Einbauleuchte für 12V lampe. Separater Transformator nicht inbegriffen. Installationsrahmen nicht notwendig. Objektivzubehör nicht erhältlich.

Recessed 12V lamp luminaire. Remote transformer not included. Installation frame not necessary. Not suitable for lens accessories.

- 03.4220.B1
- 03.4220.GL
- 03.4220.BU
- 03.4220.74
- 03.4220.CU

Easy Kap 80 Square Wall-Washer

Light Source: QR-CBC 51 GX5.3 - max 50W (LED Retrofit Compatible*)



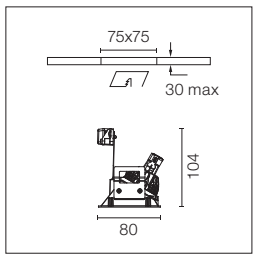

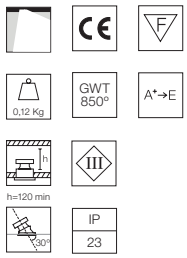

Einbauleuchte für 12V lampe. Separater Transformator nicht inbegriffen. Installationsrahmen nicht notwendig. Objektivzubehör nicht erhältlich.

Recessed 12V lamp luminaire. Remote transformer not included. Installation frame not necessary. Not suitable for lens accessories.

- 03.4218.B1
- 03.4218.GL
- 03.4218.BU
- 03.4218.74
- 03.4218.CU

Easy Kap Ø80 Wall-Washer

Light Source: PAR 16 GZ10 - max 50W (LED Retrofit Compatible*)



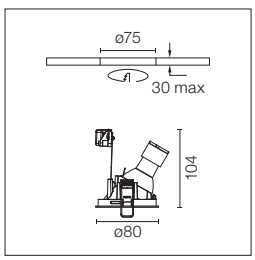

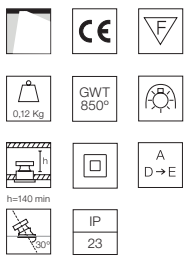

Einbauleuchte für Netzspannung. Installationsrahmen nicht notwendig. Objektivzubehör nicht erhältlich.

Recessed luminaire with main voltage source. Installation frame not necessary. Not suitable for lens accessories.

- 03.4221.B1
- 03.4221.GL
- 03.4221.BU
- 03.4221.74
- 03.4221.CU

Easy Kap 80 Square Wall-Washer

Light Source: PAR 16 GZ10 - max 50W (LED Retrofit Compatible*)



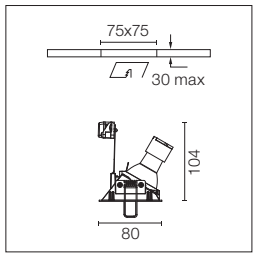

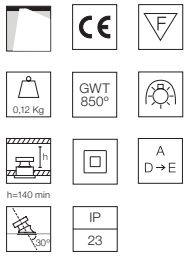

Einbauleuchte für Netzspannung. Installationsrahmen nicht notwendig. Objektivzubehör nicht erhältlich.

Recessed luminaire with main voltage source. Installation frame not necessary. Not suitable for lens accessories.

- 03.4219.B1
- 03.4219.GL
- 03.4219.BU
- 03.4219.74
- 03.4219.CU

* Kontaktieren Sie uns bitte, um eine Liste kompatibler Retrofit-LED-Glühbirnen zu erhalten / Please get in touch with us for compatible LED Retrofit bulb list.

Easy Kap Ø105 Fixed - Optic Spot

Light Source: LED Array DC 650 mA - 23W - 2690 lm - 2700K/CRI 90 / 23W - 2870 lm - 3000K/CRI 90



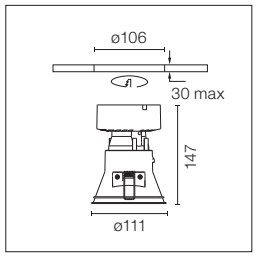

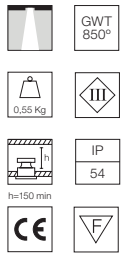

LED Einbauleuchte.Transformator nicht inbegriffen.
Installationsrahmen nicht notwendig.

Recessed luminaire with LED light source. Remote transformer not included.
Installation frame not necessary.

Empfohlene Netzgeräte / Recommended power supply*:

Non Dimmable	60.9592
Dimmable 1-10V	60.9188
Dimmable Dali	60.8847
Casambi	60.9207

* Siehe Treiberkapitel / Refer to the Drivers chapter

2700K

☐ 05.7000.B1

17° SPOT

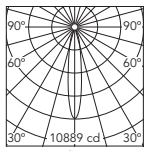

Luminous flux luminaire
1715 lm (EXTREME CUT OFF)

Beam Angle: 17°

h(m)	E(lx)	D(m)
1	10889	0.30
2	2722	0.59
3	1210	0.89
4	681	1.18
5	436	1.48

3000K

☐ 05.7005.B1

17° SPOT

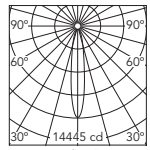

Luminous flux luminaire
2275 lm (EXTREME CUT OFF)

Beam Angle: 17°

h(m)	E(lx)	D(m)
1	14445	0.30
2	3611	0.59
3	1605	0.89
4	903	1.18
5	578	1.48

■ 05.7000.GL

17° SPOT

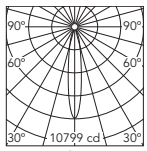

Luminous flux luminaire
1651 lm (EXTREME CUT OFF)

Beam Angle: 17°

h(m)	E(lx)	D(m)
1	10799	0.29
2	2700	0.59
3	1200	0.88
4	675	1.17
5	432	1.47

■ 05.7005.GL

17° SPOT

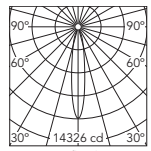

Luminous flux luminaire
2190 lm (EXTREME CUT OFF)

Beam Angle: 17°

h(m)	E(lx)	D(m)
1	14326	0.29
2	3581	0.59
3	1592	0.88
4	895	1.17
5	573	1.47

■ 05.7000.BU

17° SPOT

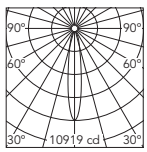

Luminous flux luminaire
1685 lm (EXTREME CUT OFF)

Beam Angle: 17°

h(m)	E(lx)	D(m)
1	10919	0.29
2	2730	0.59
3	1213	0.88
4	682	1.18
5	437	1.47

■ 05.7005.BU

17° SPOT

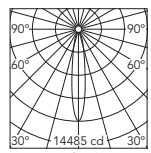

Luminous flux luminaire
2235 lm (EXTREME CUT OFF)

Beam Angle: 17°

h(m)	E(lx)	D(m)
1	14485	0.29
2	3621	0.59
3	1609	0.88
4	905	1.18
5	579	1.47

■ 05.7000.74

16° SPOT

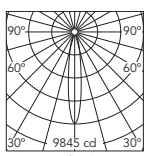

Luminous flux luminaire
1421 lm (EXTREME CUT OFF)

Beam Angle: 16°

h(m)	E(lx)	D(m)
1	9845	0.29
2	2461	0.57
3	1094	0.86
4	615	1.14
5	394	1.43

■ 05.7005.74

16° SPOT

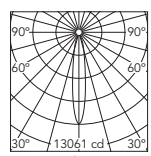

Luminous flux luminaire
1884 lm (EXTREME CUT OFF)

Beam Angle: 16°

h(m)	E(lx)	D(m)
1	13061	0.29
2	3265	0.57
3	1451	0.86
4	816	1.14
5	522	1.43

■ 05.7000.CU

17° SPOT

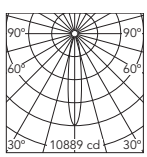

* Luminous flux luminaire
1715 lm (EXTREME CUT OFF)

Beam Angle: 17°

h(m)	E(lx)	D(m)
1	10889	0.30
2	2722	0.59
3	1210	0.89
4	681	1.18
5	436	1.48

■ 05.7005.CU

17° SPOT

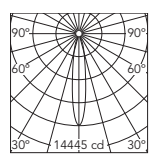

* Luminous flux luminaire
2275 lm (EXTREME CUT OFF)

Beam Angle: 17°

h(m)	E(lx)	D(m)
1	14445	0.30
2	3611	0.59
3	1605	0.89
4	903	1.18
5	578	1.48

* Vorläufige Photometrien. Aktuelle Informationen finden Sie auf unserer Website / Preliminary photometries. Visit our website for updated information.

NEW

Easy Kap Ø105 Fixed - Optic Medium

Light Source: LED Array DC 650 mA - 23W - 2690 lm - 2700K/CRI 90 / 23W - 2870 lm - 3000K/CRI 90



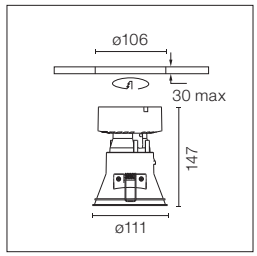

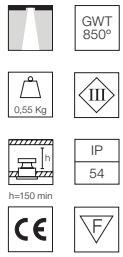

LED Einbauleuchte.Transformator nicht inbegriffen.
Installationsrahmen nicht notwendig.

Recessed luminaire with LED light source. Remote transformer not included.
Installation frame not necessary.

Empfohlene Netzgeräte / Recommended power supply*:

Non Dimmable	60.9592
Dimmable 1-10V	60.9188
Dimmable Dali	60.8847
Casambi	60.9207

* Siehe Treiberkapitel / Refer to the Drivers chapter

2700K

☐ 05.7001.B1

27° MEDIUM

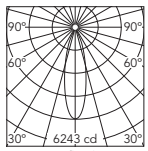

Luminous flux luminaire
1675 lm (EXTREME CUT OFF)

Beam Angle: 27°

h(m)	E(lx)	D(m)
1	6243	0.48
2	1561	0.97
3	694	1.45
4	390	1.93
5	250	2.41

3000K

☐ 05.7006.B1

27° MEDIUM

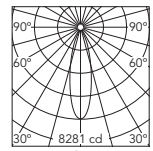

Luminous flux luminaire
2222 lm (EXTREME CUT OFF)

Beam Angle: 27°

h(m)	E(lx)	D(m)
1	8281	0.48
2	2070	0.97
3	920	1.45
4	518	1.93
5	331	2.41

05.7001.GL

26° MEDIUM

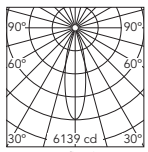

Luminous flux luminaire
1528 lm (EXTREME CUT OFF)

Beam Angle: 26°

h(m)	E(lx)	D(m)
1	6139	0.46
2	1535	0.93
3	682	1.39
4	384	1.86
5	246	2.32

05.7006.GL

26° MEDIUM

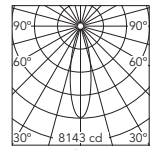

Luminous flux luminaire
2026 lm (EXTREME CUT OFF)

Beam Angle: 26°

h(m)	E(lx)	D(m)
1	8143	0.46
2	2036	0.93
3	905	1.39
4	509	1.86
5	326	2.32

05.7001.BU

27° MEDIUM

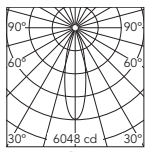

Luminous flux luminaire
1596 lm (EXTREME CUT OFF)

Beam Angle: 27°

h(m)	E(lx)	D(m)
1	6048	0.47
2	1512	0.94
3	672	1.41
4	378	1.89
5	242	2.36

05.7006.BU

27° MEDIUM

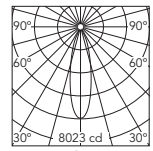

Luminous flux luminaire
2118 lm (EXTREME CUT OFF)

Beam Angle: 27°

h(m)	E(lx)	D(m)
1	8023	0.47
2	2006	0.94
3	891	1.41
4	501	1.89
5	321	2.36

05.7001.74

27° MEDIUM

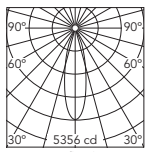

Luminous flux luminaire
1376 lm (EXTREME CUT OFF)

Beam Angle: 27°

h(m)	E(lx)	D(m)
1	5356	0.48
2	1339	0.96
3	595	1.44
4	335	1.92
5	214	2.40

05.7006.74

27° MEDIUM

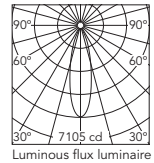

Luminous flux luminaire
1825 lm (EXTREME CUT OFF)

Beam Angle: 27°

h(m)	E(lx)	D(m)
1	7105	0.48
2	1776	0.96
3	789	1.44
4	444	1.92
5	284	2.40

05.7001.CU

27° MEDIUM

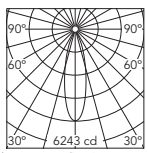

*Luminous flux luminaire
1675 lm (EXTREME CUT OFF)

Beam Angle: 27°

h(m)	E(lx)	D(m)
1	6243	0.48
2	1561	0.97
3	694	1.45
4	390	1.93
5	250	2.41

05.7006.CU

27° MEDIUM

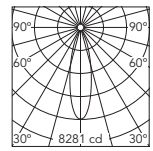

*Luminous flux luminaire
2222 lm (EXTREME CUT OFF)

Beam Angle: 27°

h(m)	E(lx)	D(m)
1	8281	0.48
2	2070	0.97
3	920	1.45
4	518	1.93
5	331	2.41

* Vorläufige Photometrien. Aktuelle Informationen finden Sie auf unserer Website / Preliminary photometries. Visit our website for updated information.

Easy Kap Ø105 Fixed - Optic Flood

Light Source: LED Array DC 650 mA - 23W - 2690 lm - 2700K/CRI 90 / 23W - 2870 lm - 3000K/CRI 90



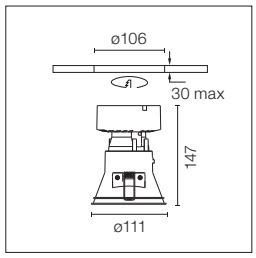

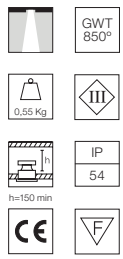

LED Einbauleuchte.Transformator nicht inbegriffen.
Installationsrahmen nicht notwendig.

Recessed luminaire with LED light source. Remote transformer not included.
Installation frame not necessary.

Empfohlene Netzgeräte / Recommended power supply*:

Non Dimmable	60.9592
Dimmable 1-10V	60.9188
Dimmable Dali	60.8847
Casambi	60.9207

* Siehe Treiberkapitel / Refer to the Drivers chapter

2700K

☐ 05.7002.B1



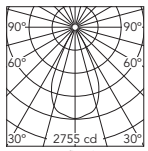

Luminous flux luminaire
1815 lm (EXTREME CUT OFF)

Beam Angle: 51°

h(m)	E(lx)	D(m)
1	2755	0.96
2	689	1.91
3	306	2.87
4	172	3.82
5	110	4.78

3000K

☐ 05.7007.B1



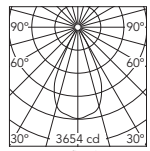

Luminous flux luminaire
2407 lm (EXTREME CUT OFF)

Beam Angle: 51°

h(m)	E(lx)	D(m)
1	3654	0.96
2	914	1.91
3	406	2.87
4	228	3.82
5	146	4.78

■ 05.7002.GL



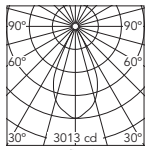

Luminous flux luminaire
1786 lm (EXTREME CUT OFF)

Beam Angle: 50°

h(m)	E(lx)	D(m)
1	3013	0.93
2	753	1.86
3	335	2.79
4	188	3.72
5	121	4.65

■ 05.7007.GL



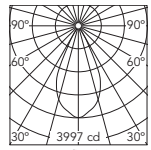

Luminous flux luminaire
2370 lm (EXTREME CUT OFF)

Beam Angle: 50°

h(m)	E(lx)	D(m)
1	3997	0.93
2	999	1.86
3	444	2.79
4	250	3.72
5	160	4.65

■ 05.7002.BU



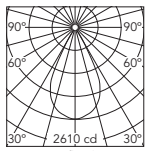

Luminous flux luminaire
1753 lm (EXTREME CUT OFF)

Beam Angle: 53°

h(m)	E(lx)	D(m)
1	2610	1.01
2	652	2.01
3	290	3.02
4	163	4.03
5	104	5.04

■ 05.7007.BU



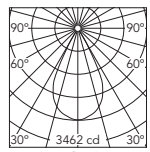

Luminous flux luminaire
2326 lm (EXTREME CUT OFF)

Beam Angle: 53°

h(m)	E(lx)	D(m)
1	3462	1.01
2	866	2.01
3	385	3.02
4	216	4.03
5	138	5.04

■ 05.7002.74



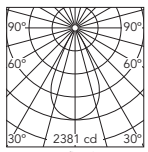

Luminous flux luminaire
1497 lm (EXTREME CUT OFF)

Beam Angle: 51°

h(m)	E(lx)	D(m)
1	2381	0.95
2	595	1.91
3	265	2.86
4	149	3.82
5	95	4.77

■ 05.7007.74



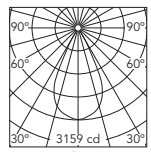

Luminous flux luminaire
1985 lm (EXTREME CUT OFF)

Beam Angle: 51°

h(m)	E(lx)	D(m)
1	3159	0.95
2	790	1.91
3	351	2.86
4	197	3.82
5	126	4.77

■ 05.7002.CU



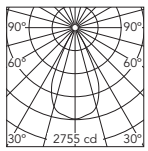

* Luminous flux luminaire
1815 lm (EXTREME CUT OFF)

Beam Angle: 51°

h(m)	E(lx)	D(m)
1	2755	0.96
2	689	1.91
3	306	2.87
4	172	3.82
5	110	4.78

■ 05.7007.CU



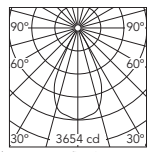

* Luminous flux luminaire
2407 lm (EXTREME CUT OFF)

Beam Angle: 51°

h(m)	E(lx)	D(m)
1	3654	0.96
2	914	1.91
3	406	2.87
4	228	3.82
5	146	4.78

* Vorläufige Photometrien. Aktuelle Informationen finden Sie auf unserer Website / Preliminary photometries. Visit our website for updated information.

NEW

Easy Kap Ø105 Fixed

Light Source: LED QR-CBC 51 GX5.3



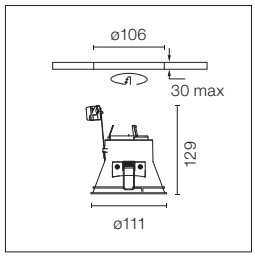

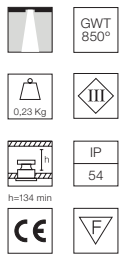

Einbauleuchte für 12V lampe.
Separater Transformator nicht inbegriffen.
Installationsrahmen nicht notwendig.
Objektivzubehör nicht erhältlich.

Recessed 12V lamp luminaire.
Remote transformer not included.
Installation frame not necessary.
Not suitable for lens accessories.

- 05.7030.B1
- 05.7030.GL
- 05.7030.BU
- 05.7030.74
- 05.7030.CU

Easy Kap Ø105 Fixed

Light Source: LED PAR 16 GZ10



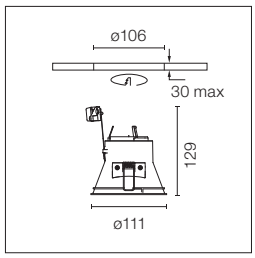

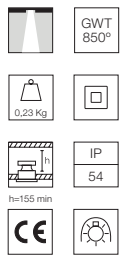

Einbauleuchte für Netzspannung.
Installationsrahmen nicht notwendig.
Objektivzubehör nicht erhältlich.

Recessed luminaire with main voltage source.
Installation frame not necessary.
Not suitable for lens accessories.

- 05.7031.B1
- 05.7031.GL
- 05.7031.BU
- 05.7031.74
- 05.7031.CU

Easy Kap Ø105 Adjustable - Optic Spot

Light Source: LED Array DC 650 mA - 23W - 2690 lm - 2700K/CRI 90 / 23W - 2870 lm - 3000K/CRI 90



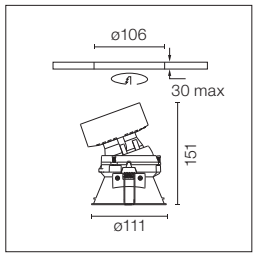

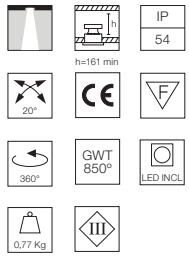

LED Einbauleuchte.Transformator nicht inbegriffen.
Installationsrahmen nicht notwendig.

Recessed luminaire with LED light source. Remote transformer not included.
Installation frame not necessary.

Empfohlene Netzgeräte / Recommended power supply*:

Non Dimmable	60.9592
Dimmable 1-10V	60.9188
Dimmable Dali	60.8847
Casambi	60.9207

* Siehe Treiberkapitel / Refer to the Drivers chapter

2700K

☐ 05.7010.B1

17° SPOT

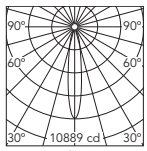

Luminous flux luminaire
1715 lm (EXTREME CUT OFF)

Beam Angle: 17°

h(m)	E(lx)	D(m)
1	10889	0.30
2	2722	0.59
3	1210	0.89
4	681	1.18
5	436	1.48

3000K

☐ 05.7015.B1

17° SPOT

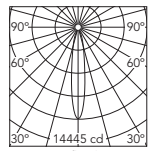

Luminous flux luminaire
2275 lm (EXTREME CUT OFF)

Beam Angle: 17°

h(m)	E(lx)	D(m)
1	14445	0.30
2	3611	0.59
3	1605	0.89
4	903	1.18
5	578	1.48

■ 05.7010.GL

17° SPOT

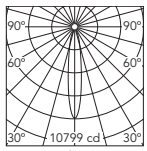

Luminous flux luminaire
1651 lm (EXTREME CUT OFF)

Beam Angle: 17°

h(m)	E(lx)	D(m)
1	10799	0.29
2	2700	0.59
3	1200	0.88
4	675	1.17
5	432	1.47

■ 05.7015.GL

17° SPOT

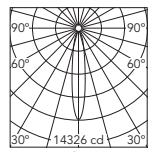

Luminous flux luminaire
2190 lm (EXTREME CUT OFF)

Beam Angle: 17°

h(m)	E(lx)	D(m)
1	14326	0.29
2	3581	0.59
3	1592	0.88
4	895	1.17
5	573	1.47

■ 05.7010.BU

17° SPOT

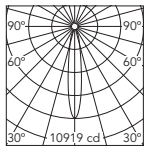

Luminous flux luminaire
1685 lm (EXTREME CUT OFF)

Beam Angle: 17°

h(m)	E(lx)	D(m)
1	10919	0.29
2	2730	0.59
3	1213	0.88
4	682	1.18
5	437	1.47

■ 05.7015.BU

17° SPOT

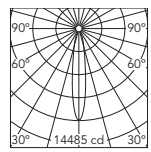

Luminous flux luminaire
2235 lm (EXTREME CUT OFF)

Beam Angle: 17°

h(m)	E(lx)	D(m)
1	14485	0.29
2	3621	0.59
3	1609	0.88
4	905	1.18
5	579	1.47

■ 05.7010.74

16° SPOT

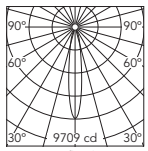

Luminous flux luminaire
1455 lm (EXTREME CUT OFF)

Beam Angle: 16°

h(m)	E(lx)	D(m)
1	9709	0.29
2	2427	0.57
3	1079	0.86
4	607	1.15
5	388	1.43

■ 05.7015.74

16° SPOT

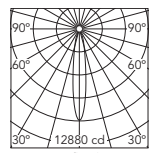

Luminous flux luminaire
1930 lm (EXTREME CUT OFF)

Beam Angle: 16°

h(m)	E(lx)	D(m)
1	12880	0.29
2	3220	0.57
3	1431	0.86
4	805	1.15
5	515	1.43

■ 05.7010.CU

17° SPOT

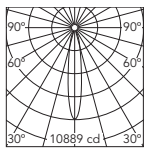

* Luminous flux luminaire
1715 lm (EXTREME CUT OFF)

Beam Angle: 17°

h(m)	E(lx)	D(m)
1	10889	0.30
2	2722	0.59
3	1210	0.89
4	681	1.18
5	436	1.48

■ 05.7015.CU

17° SPOT

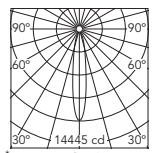

*Luminous flux luminaire
2275 lm (EXTREME CUT OFF)

Beam Angle: 17°

h(m)	E(lx)	D(m)
1	14445	0.30
2	3611	0.59
3	1605	0.89
4	903	1.18
5	578	1.48

* Vorläufige Photometrien. Aktuelle Informationen finden Sie auf unserer Website / Preliminary photometries. Visit our website for updated information.

NEW

Easy Kap Ø105 Adjustable - Optic Medium

Light Source: LED Array DC 650 mA - 23W - 2690 lm - 2700K/CRI 90 / 23W - 2870 lm - 3000K/CRI 90



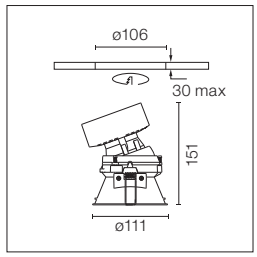

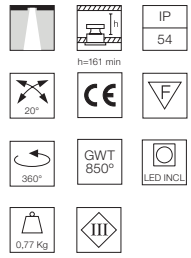

LED Einbauleuchte.Transformator nicht inbegriffen.
Installationsrahmen nicht notwendig.

Recessed luminaire with LED light source. Remote transformer not included.
Installation frame not necessary.

Empfohlene Netzgeräte / Recommended power supply*:

Non Dimmable	60.9592
Dimmable 1-10V	60.9188
Dimmable Dali	60.8847
Casambi	60.9207

* Siehe Treiberkapitel / Refer to the Drivers chapter

2700K

☐ 05.7011.B1

27° MEDIUM

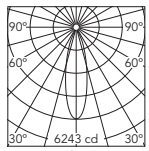

Luminous flux luminaire
1675 lm (EXTREME CUT OFF)

Beam Angle: 27°

h(m)	E(lx)	D(m)
1	6243	0.48
2	1561	0.97
3	694	1.45
4	390	1.93
5	250	2.41

3000K

☐ 05.7016.B1

27° MEDIUM

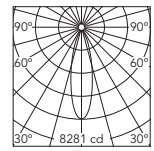

Luminous flux luminaire
2222 lm (EXTREME CUT OFF)

Beam Angle: 27°

h(m)	E(lx)	D(m)
1	8281	0.48
2	2070	0.97
3	920	1.45
4	518	1.93
5	331	2.41

05.7011.GL

26° MEDIUM

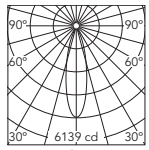

Luminous flux luminaire
1528 lm (EXTREME CUT OFF)

Beam Angle: 26°

h(m)	E(lx)	D(m)
1	6139	0.46
2	1535	0.93
3	682	1.39
4	384	1.86
5	246	2.32

05.7016.GL

26° MEDIUM

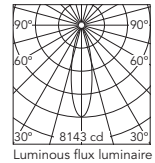

Luminous flux luminaire
2026 lm (EXTREME CUT OFF)

Beam Angle: 26°

h(m)	E(lx)	D(m)
1	8143	0.46
2	2036	0.93
3	905	1.39
4	509	1.86
5	326	2.32

05.7011.BU

27° MEDIUM

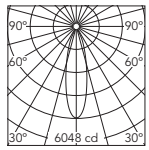

Luminous flux luminaire
1596 lm (EXTREME CUT OFF)

Beam Angle: 27°

h(m)	E(lx)	D(m)
1	6048	0.47
2	1512	0.94
3	672	1.41
4	378	1.89
5	242	2.36

05.7016.BU

27° MEDIUM

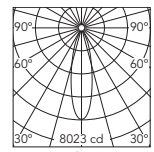

Luminous flux luminaire
2118 lm (EXTREME CUT OFF)

Beam Angle: 27°

h(m)	E(lx)	D(m)
1	8023	0.47
2	2006	0.94
3	891	1.41
4	501	1.89
5	321	2.36

05.7011.74

27° MEDIUM

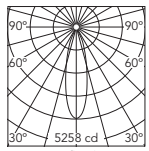

Luminous flux luminaire
1410 lm (EXTREME CUT OFF)

Beam Angle: 27°

h(m)	E(lx)	D(m)
1	5258	0.48
2	1314	0.96
3	584	1.44
4	329	1.92
5	210	2.40

05.7016.74

27° MEDIUM

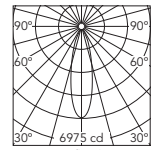

Luminous flux luminaire
1871 lm (EXTREME CUT OFF)

Beam Angle: 27°

h(m)	E(lx)	D(m)
1	6975	0.48
2	1744	0.96
3	775	1.44
4	436	1.92
5	279	2.40

05.7011.CU

27° MEDIUM

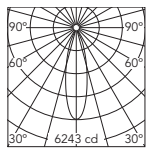

*Luminous flux luminaire
1675 lm (EXTREME CUT OFF)

Beam Angle: 27°

h(m)	E(lx)	D(m)
1	6243	0.48
2	1561	0.97
3	694	1.45
4	390	1.93
5	250	2.41

05.7016.CU

27° MEDIUM

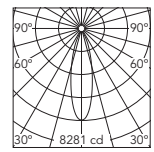

* Luminous flux luminaire
2222 lm (EXTREME CUT OFF)

Beam Angle: 27°

h(m)	E(lx)	D(m)
1	8281	0.48
2	2070	0.97
3	920	1.45
4	518	1.93
5	331	2.41

* Vorläufige Photometrien. Aktuelle Informationen finden Sie auf unserer Website / Preliminary photometries. Visit our website for updated information.

Easy Kap Ø105 Adjustable - Optic Flood

Light Source: LED Array DC 650 mA - 23W - 2690 lm - 2700K/CRI 90 / 23W - 2870 lm - 3000K/CRI 90



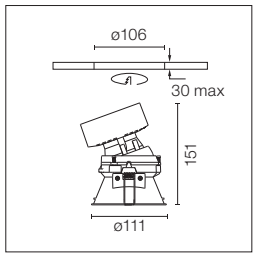

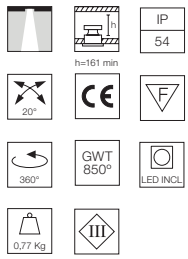

LED Einbauleuchte.Transformator nicht inbegriffen.
Installationsrahmen nicht notwendig.

Recessed luminaire with LED light source. Remote transformer not included.
Installation frame not necessary.

Empfohlene Netzgeräte / Recommended power supply*:

Non Dimmable	60.9592
Dimmable 1-10V	60.9188
Dimmable Dali	60.8847
Casambi	60.9207

* Siehe Treiberkapitel / Refer to the Drivers chapter

2700K

☐ 05.7012.B1

51° FLOOD

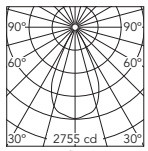

Luminous flux luminaire
1815 lm (EXTREME CUT OFF)

Beam Angle: 51°		
h(m)	E(lx)	D(m)
1	2755	0.96
2	689	1.91
3	306	2.87
4	172	3.82
5	110	4.78

3000K

☐ 05.7017.B1

51° FLOOD

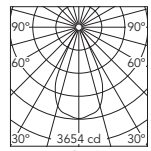

Luminous flux luminaire
2407 lm (EXTREME CUT OFF)

Beam Angle: 51°		
h(m)	E(lx)	D(m)
1	3654	0.96
2	914	1.91
3	406	2.87
4	228	3.82
5	146	4.78

■ 05.7012.GL

50° FLOOD

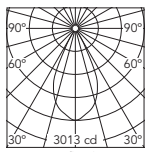

Luminous flux luminaire
1786 lm (EXTREME CUT OFF)

Beam Angle: 50°		
h(m)	E(lx)	D(m)
1	3013	0.93
2	753	1.86
3	335	2.79
4	188	3.72
5	121	4.65

■ 05.7017.GL

50° FLOOD

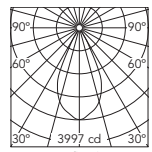

Luminous flux luminaire
2370 lm (EXTREME CUT OFF)

Beam Angle: 50°		
h(m)	E(lx)	D(m)
1	3997	0.93
2	999	1.86
3	444	2.79
4	250	3.72
5	160	4.65

■ 05.7012.BU

53° FLOOD

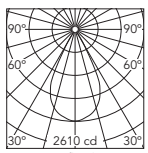

Luminous flux luminaire
1753 lm (EXTREME CUT OFF)

Beam Angle: 53°		
h(m)	E(lx)	D(m)
1	2610	1.01
2	652	2.01
3	290	3.02
4	163	4.03
5	104	5.04

■ 05.7017.BU

53° FLOOD

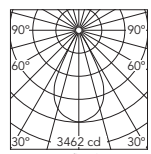

Luminous flux luminaire
2326 lm (EXTREME CUT OFF)

Beam Angle: 53°		
h(m)	E(lx)	D(m)
1	3462	1.01
2	866	2.01
3	385	3.02
4	216	4.03
5	138	5.04

■ 05.7012.74

53° FLOOD

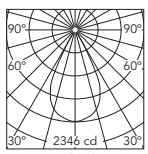

Luminous flux luminaire
1566 lm (EXTREME CUT OFF)

Beam Angle: 53°		
h(m)	E(lx)	D(m)
1	2346	1.00
2	587	2.01
3	261	3.01
4	147	4.02
5	94	5.02

■ 05.7017.74

53° FLOOD

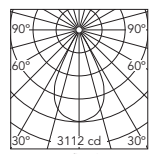

Luminous flux luminaire
2077 lm (EXTREME CUT OFF)

Beam Angle: 53°		
h(m)	E(lx)	D(m)
1	3112	1.00
2	778	2.01
3	346	3.01
4	195	4.02
5	124	5.02

■ 05.7012.CU

51° FLOOD

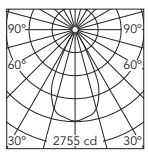

* Luminous flux luminaire
1815 lm (EXTREME CUT OFF)

Beam Angle: 51°		
h(m)	E(lx)	D(m)
1	2755	0.96
2	689	1.91
3	306	2.87
4	172	3.82
5	110	4.78

■ 05.7017.CU

51° FLOOD

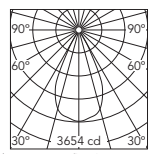

* Luminous flux luminaire
2407 lm (EXTREME CUT OFF)

Beam Angle: 51°		
h(m)	E(lx)	D(m)
1	3654	0.96
2	914	1.91
3	406	2.87
4	228	3.82
5	146	4.78

* Vorläufige Photometrien. Aktuelle Informationen finden Sie auf unserer Website / Preliminary photometries. Visit our website for updated information.

NEW

Easy Kap Ø105 Adjustable

Light Source: LED QR-CBC 51 GX5.3



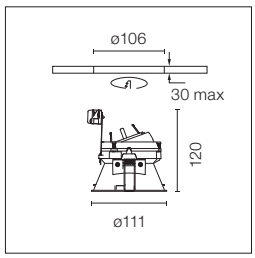

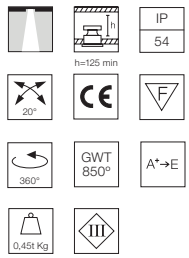

Einbauleuchte für 12V lampe.
Separater Transformator nicht inbegriffen.
Installationsrahmen nicht notwendig.
Objektivzubehör nicht erhältlich.

Recessed 12V lamp luminaire.
Remote transformer not included.
Installation frame not necessary.
Not suitable for lens accessories.

- 05.7035.B1
- 05.7035.GL
- 05.7035.BU
- 05.7035.74
- 05.7035.CU

Easy Kap Ø105 Adjustable

Light Source: LED PAR 16 GZ10



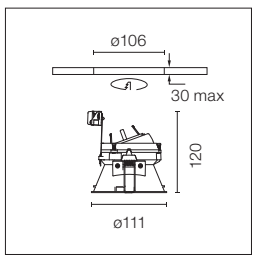

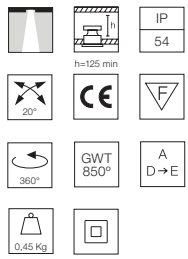

Einbauleuchte für Netzspannung.
Installationsrahmen nicht notwendig.
Objektivzubehör nicht erhältlich.

Recessed luminaire with main voltage source.
Installation frame not necessary.
Not suitable for lens accessories.

- 05.7036.B1
- 05.7036.GL
- 05.7036.BU
- 05.7036.74
- 05.7036.CU

Easy Kap Ø105 Wall-Washer

Light Source: LED Array DC 650 mA - 23W - 2690 lm - 2700K/CRI 90 / 23W - 2870 lm - 3000K/CRI 90



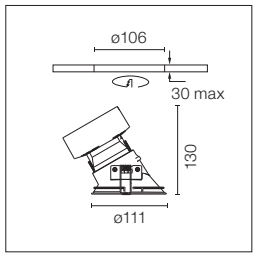

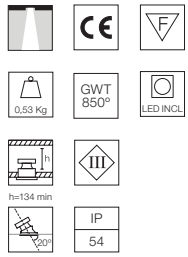

LED Einbauleuchte. Elektronischer Ferntransformator 220/240V nicht inbegriffen.
Installationsrahmen nicht notwendig.

Recessed luminaire with LED light source. Remote electronic transformer 220/240V not included.
Installation frame not necessary.

Empfohlene Netzgeräte / Recommended power supply*:

Non Dimmable	60.9592
Dimmable 1-10V	60.9188
Dimmable Dali	60.8847
Casambi	60.9207

* Siehe Treiberkapitel / Refer to the Drivers chapter

2700K

☐ 05.7020.B1

26° MEDIUM

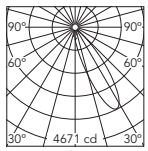

Luminous flux luminaire 1621 lm (EXTREME CUT OFF)

Beam Angle: 26°		
h(m)	E(lx)	D(m)
1	4671	0.58
2	1168	1.15
3	519	1.73
4	292	2.31
5	187	2.89

3000K

☐ 05.7021.B1

28° MEDIUM

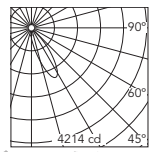

* Luminous flux luminaire 1898 lm (EXTREME CUT OFF)

Beam Angle: 28°		
h(m)	E(lx)	D(m)
1	4214	0.63
2	1054	1.26
3	468	1.89
4	263	2.52
5	169	3.16

■ 05.7020.GL

26° MEDIUM

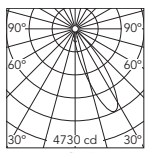

Luminous flux luminaire 1638 lm (EXTREME CUT OFF)

Beam Angle: 26°		
h(m)	E(lx)	D(m)
1	4730	0.58
2	1183	1.15
3	526	1.73
4	296	2.31
5	189	2.89

■ 05.7021.GL

28° MEDIUM

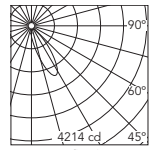

* Luminous flux luminaire 1898 lm (EXTREME CUT OFF)

Beam Angle: 28°		
h(m)	E(lx)	D(m)
1	4214	0.63
2	1054	1.26
3	468	1.89
4	263	2.52
5	169	3.16

■ 05.7020.BU

26° MEDIUM

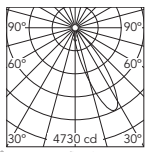

* Luminous flux luminaire 1638 lm (EXTREME CUT OFF)

Beam Angle: 26°		
h(m)	E(lx)	D(m)
1	4730	0.58
2	1183	1.15
3	526	1.73
4	296	2.31
5	189	2.89

■ 05.7021.BU

28° MEDIUM

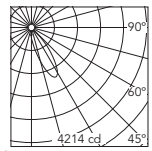

* Luminous flux luminaire 1898 lm (EXTREME CUT OFF)

Beam Angle: 28°		
h(m)	E(lx)	D(m)
1	4214	0.63
2	1054	1.26
3	468	1.89
4	263	2.52
5	169	3.16

■ 05.7020.74

28° MEDIUM

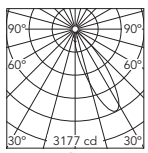

Luminous flux luminaire 1431 lm (EXTREME CUT OFF)

Beam Angle: 28°		
h(m)	E(lx)	D(m)
1	3177	0.63
2	794	1.26
3	353	1.89
4	199	2.52
5	127	3.16

■ 05.7021.74

28° MEDIUM

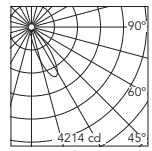

Luminous flux luminaire 1898 lm (EXTREME CUT OFF)

Beam Angle: 28°		
h(m)	E(lx)	D(m)
1	4214	0.63
2	1054	1.26
3	468	1.89
4	263	2.52
5	169	3.16

■ 05.7020.CU

26° MEDIUM

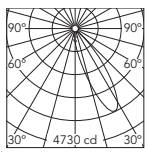

* Luminous flux luminaire 1638 lm (EXTREME CUT OFF)

Beam Angle: 26°		
h(m)	E(lx)	D(m)
1	4730	0.58
2	1183	1.15
3	526	1.73
4	296	2.31
5	189	2.89

■ 05.7021.CU

28° MEDIUM

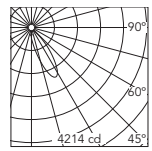

* Luminous flux luminaire 1898 lm (EXTREME CUT OFF)

Beam Angle: 28°		
h(m)	E(lx)	D(m)
1	4214	0.63
2	1054	1.26
3	468	1.89
4	263	2.52
5	169	3.16

* Vorläufige Photometrien. Aktuelle Informationen finden Sie auf unserer Website / Preliminary photometries. Visit our website for updated information.

NEW

Easy Kap Ø105 Wall-Washer

Light Source: LED QR-CBC 51 GX5.3



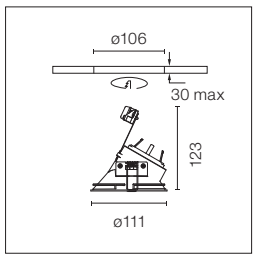

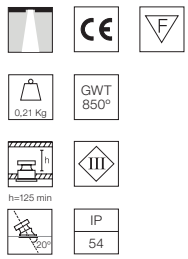

Einbauleuchte für 12V lampe.
Separater Transformator nicht inbegriffen.
Installationsrahmen nicht notwendig.
Objektivzubehör nicht erhältlich.

Recessed 12V lamp luminaire.
Remote transformer not included.
Installation frame not necessary.
Not suitable for lens accessories.

- 05.7040.B1
- 05.7040.GL
- 05.7040.BU
- 05.7040.74
- 05.7040.CU

Easy Kap Ø105 Wall-Washer

Light Source: LED PAR 16 GZ10



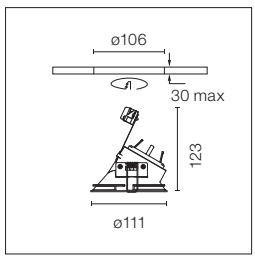

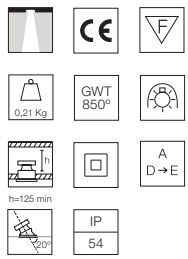

Einbauleuchte für Netzspannung.
Installationsrahmen nicht notwendig.
Objektivzubehör nicht erhältlich.

Recessed luminaire with main voltage source.
Installation frame not necessary.
Not suitable for lens accessories.

- 05.7041.B1
- 05.7041.GL
- 05.7041.BU
- 05.7041.74
- 05.7041.CU

Zubehör / Accessories

Vorinstallationsrahmen No Trim. Kap ø50.	Installation frame No Trim. Kap ø50.		Kap ø50 Round ☐ 08.9114.00
Vorinstallationsrahmen No Trim. Kap ø80 / ø80 Plus.	Installation frame No Trim. Kap ø80 / ø80 Plus.		Kap ø80 Round ☐ 08.9102.00
Installationsrahmen No Trim. Kap □80 / □80 Plus.	Installation frame No Trim. Kap □80 / □80 Plus.		Kap 80 Square ☐ 08.9103.00
Installationsrahmen No Trim. Kap ø105 Deep.	Installation frame No Trim. Kap ø105 Deep.		Kap ø105 Deep ☐ 08.9104.00
Installationsrahmen No Trim. Kap ø105.	Installation frame No Trim. Kap ø105.		Kap ø105 ☐ 08.0132.00
Vorinstallationsrahmen No Trim. Kap ø105/□105.	Installation frame No Trim. Kap ø105/□105.		Kap 105 Square ☐ 08.8479.00
Vorinstallationsrahmen No Trim. Kap ø145/ø145 Wall-Washer.	Installation frame No Trim. Kap ø145/ø145 Wall-Washer.	 ø165	Kap ø145 ☐ 08.8156.00 Kap ø145 W-W ☐ 08.8251.00
Vorinstallationsrahmen Trim. Kap ø145/ø145 Wall Washer.	Installation frame Trim. Kap 145/ø145 Wall-Washer.	 ø155	Kap ø145 W-W ☐ 08.8491.30 08.8491.GL 08.8491.BU 08.8491.14
Installationshülse für Konkret der Ausführung. Kap ø105 Deep/ø145.	Installation can for concrete. Kap ø105 Deep/ø145.		Kap ø105 Deep ☐ 08.8420.00 Kap ø145 ☐ 08.8421.00

BON JOUR

DESIGNED BY PHILIPPE STARCK

BON JOUR Ø45	BON JOUR Ø90	BON JOUR Ø145
		
LIGHT SOURCE POWER LED 6W 575 lm 2700K/CRI 90 615 lm 3000K/CRI 90	**LIGHT SOURCE** LED ARRAY 13,5W 1500 lm 2700K/CRI 90 1600 lm 3000K/CRI 90	**LIGHT SOURCE** LED ARRAY 27W 2600 lm 2700K/CRI 90 2720 lm 3000K/CRI 90

☐ 01 Weiss
01 White

■ CU Kupfer
CU Copper

■ 14 Schwarz
14 Black





Produktbeschreibung
LED-Leuchte für Zwischendeckeneinbau.
Nach der Installation ragt die Kante der Leuchte 10 mm aus der Decke heraus und erzeugt dadurch einen einzigartigen, raffinierten optischen Effekt.
Leuchtenkörper aus Spritzgussaluminium. In 3 Größen erhältlich: Ø45 mm, Ø90 mm und Ø145 mm.
Reflektor aus glänzend eloxiertem Aluminium mit Diffusorelement aus Polycarbonat.

Einspeisung
Kabel enthalten, bereit für Anschluss an mitgelieferte Fernansteuerung.
Dimmbare Dali Ausführung erhältlich.
Auf Anfrage Ausführungen ohne Vorschaltgerät und mit 110V-Vorschaltgerät erhältlich.

Zubehör
- Einbaurahmen aus thermoplastischem Material für den Einbau in die Zwischendecke, erforderlich bei den Ausführungen mit Ø90 mm und Ø145 mm (nicht erforderlich bei der Ausführung mit Ø45 mm).
- Honeycomb-Zubehör und Blendschutzgitter (in der Ausführung mit Ø45 mm inkludiert).
- Abschirmelemente erhältlich für die Version mit ø145, mit den gleichen Eigenschaften wie die dekorative Lichtquelle Bon Jour. Details finden Sie im Flos-Katalog “The Home Collection“.

Zusatzinformationen
Schutzgrad IP44.
Schutzklasse II.

Qualitätszeichen
Das Gerät entspricht der europäischen technischen Norm EN60598-1 und den entsprechenden Zusatzregelungen.

Description
LED luminaire for recessed mounting on plasterboard ceilings.
Once installed, the luminaire edge sticks out of the ceiling 10 mm creating a unique and very refined aesthetic effect.
The luminaire´s body is injected with aluminium. It is available in three sizes: Ø45 mm, Ø90 mm and Ø145 mm.
Reflector made of anodized gloss aluminium with diffuser element made of polycarbonate.

Power Supply
Cabling included, ready to be powered by included remote driver.
Dali dimmable version available.
Versions without driver and 110V driver available on request.

Accessories
- Installation frame made from thermoplastic material for installation in suspended ceilings required for the Ø90 mm and Ø145 mm versions (not necessary for Ø45 mm version).
- Honeycomb and cross screening cylinder (included for Ø45 mm version).
- Screening accesories available for the ø145 version, with the same finishes as the decorative Bon Jour luminaire. See the Flos “The Home Collection” catalogue for more information.

Additional Information
IP44 protection grade.
Insulation class II.

Standard Compliance and Quality Marks
EN60598-1 European Technical Standards and any subsequent additions.

Ø45

Ø90 / Ø145

Bon Jour Ø45

Light Source: Power LED DC 500 mA - 6W - 575 lm - 2700K/CRI 90 / 6W - 615 lm - 3000K/CRI 90



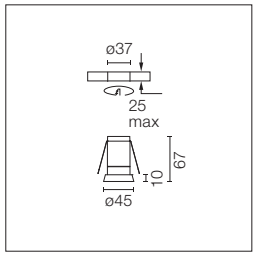



LED Einbauleuchte. Fernnetzgerät mit 220/240V im Lieferumfang enthalten. Notwendiger Zugang zum Treiber durch Registrierung.

Inkludiertes Zubehör (Honeycomb und Blendschutzgitter).

Recessed luminaire with LED light source. Remote 220/240V power supply included. It is necessary to anticipate a space for accessing the driver.
Accessories included (honeycomb and screening crosspiece).

2700K
Non Dimmable
☐ 03.2001.01
Dali Version
☐ 03.2001.01.DA

24°

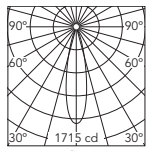

Luminous flux luminaire 352 lm

Beam Angle:	24°
h(m)	E(lx) D(m)
1	1715 0.42
2	429 0.84
3	191 1.27
4	107 1.69
5	69 2.11

3000K
Non Dimmable
☐ 03.2006.01
Dali Version
☐ 03.2006.01.DA

25°

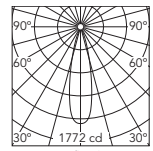

Luminous flux luminaire 392 lm

Beam Angle:	25°
h(m)	E(lx) D(m)
1	1772 0.45
2	443 0.89
3	197 1.34
4	111 1.79
5	71 2.23

2700K
Non Dimmable
■ 03.2001.CU
Dali Version
■ 03.2001.CU.DA

24°

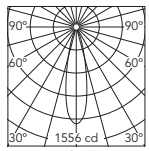

Luminous flux luminaire 335 lm

Beam Angle:	24°
h(m)	E(lx) D(m)
1	1556 0.43
2	389 0.85
3	173 1.28
4	97 1.71
5	62 2.14

3000K
Non Dimmable
■ 03.2006.CU
Dali Version
■ 03.2006.CU.DA

24°

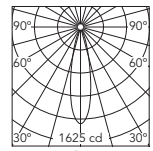

Luminous flux luminaire 340 lm

Beam Angle:	24°
h(m)	E(lx) D(m)
1	1625 0.42
2	406 0.83
3	181 1.25
4	102 1.67
5	65 2.09

2700K
Non Dimmable
■ 03.2001.14
Dali Version
■ 03.2001.14.DA

23°

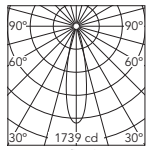

Luminous flux luminaire 352 lm

Beam Angle:	23°
h(m)	E(lx) D(m)
1	1739 0.41
2	435 0.83
3	193 1.24
4	109 1.66
5	70 2.07

3000K
Non Dimmable
■ 03.2006.14
Dali Version
■ 03.2006.14.DA

24°

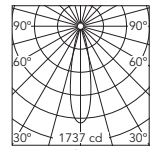

Luminous flux luminaire 362 lm

Beam Angle:	24°
h(m)	E(lx) D(m)
1	1737 0.42
2	434 0.84
3	193 1.26
4	109 1.68
5	69 2.10

Bon Jour Ø90

Light Source: LED Array DC 500 mA - 13,5W - 1500 lm - 2700K/CRI 90 / 13,5W - 1600 lm - 3000K/CRI 90



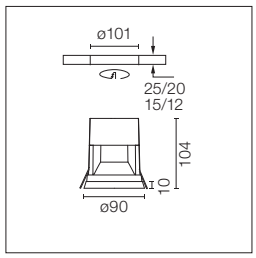



LED Einbauleuchte. Fernnetzgerät mit 220/240V im Lieferumfang enthalten.

Der Rahmen für das Einbaugehäuse ist getrennt zu bestellen.

Recessed luminaire with LED light source. Remote 220/240V power supply included.

Pre-installation frame must be ordered separately.

2700K
Non Dimmable
☐ 03.2003.01
Dali Version
☐ 03.2003.01.DA

56°

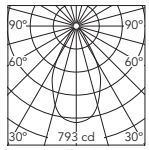

Luminous flux luminaire 736 lm

Beam Angle:	56°
h(m)	E(lx) D(m)
1	793 1.07
2	198 2.14
3	88 3.21
4	50 4.28
5	32 5.35

3000K
Non Dimmable
☐ 03.2007.01
Dali Version
☐ 03.2007.01.DA

56°

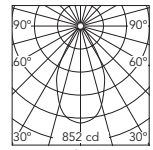

Luminous flux luminaire 781 lm

Beam Angle:	56°
h(m)	E(lx) D(m)
1	852 1.06
2	213 2.13
3	95 3.19
4	53 4.25
5	34 5.32

2700K
Non Dimmable
■ 03.2003.CU
Dali Version
■ 03.2003.CU.DA

34°

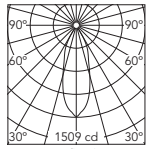

Luminous flux luminaire 640 lm

Beam Angle:	34°
h(m)	E(lx) D(m)
1	1509 0.60
2	377 1.21
3	168 1.81
4	94 2.42
5	60 3.02

3000K
Non Dimmable
■ 03.2007.CU
Dali Version
■ 03.2007.CU.DA

35°

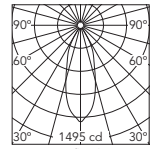

Luminous flux luminaire 655 lm

Beam Angle:	35°
h(m)	E(lx) D(m)
1	1495 0.63
2	374 1.26
3	166 1.89
4	93 2.52
5	60 3.14

2700K
Non Dimmable
■ 03.2003.14
Dali Version
■ 03.2003.14.DA

56°

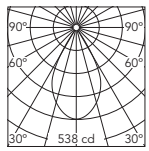

Luminous flux luminaire 383 lm

Beam Angle:	56°
h(m)	E(lx) D(m)
1	538 1.07
2	135 2.15
3	60 3.22
4	34 4.29
5	22 5.37

3000K
Non Dimmable
■ 03.2007.14
Dali Version
■ 03.2007.14.DA

57°

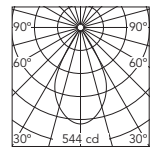

Luminous flux luminaire 389 lm

Beam Angle:	57°
h(m)	E(lx) D(m)
1	544 1.08
2	136 2.15
3	60 3.23
4	34 4.30
5	22 5.38

Bon Jour Ø145

Light Source: LED Array DC 900 mA - 27W - 2600 lm - 2700K/CRI 90 / 27W - 2720 lm - 3000K/CRI 90



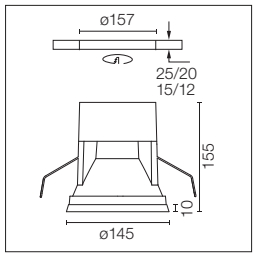



LED Einbauleuchte. Fernnetzgerät mit 220/240V im Lieferumfang enthalten.

Der Rahmen für das Einbaugehäuse ist getrennt zu bestellen.

Recessed luminaire with LED light source. Remote 220/240V power supply included.

Pre-installation frame must be ordered separately.

2700K
Non Dimmable
☐ 03.2005.01
Dali Version
☐ 03.2005.01.DA



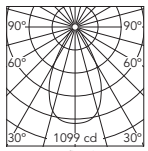

Luminous flux luminaire
1085 lm

Beam Angle:	57°
h(m)	E(lx) D(m)
1	1099 1.10
2	275 2.19
3	122 3.29
4	69 4.38
5	44 5.48

3000K
Non Dimmable
☐ 03.2008.01
Dali Version
☐ 03.2008.01.DA



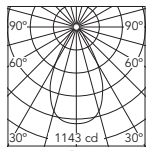

Luminous flux luminaire
1135 lm

Beam Angle:	58°
h(m)	E(lx) D(m)
1	1143 1.10
2	286 2.20
3	127 3.31
4	71 4.41
5	46 5.51

2700K
Non Dimmable
■ 03.2005.CU
Dali Version
■ 03.2005.CU.DA



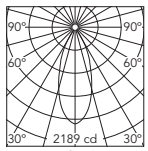

Luminous flux luminaire
1063 lm

Beam Angle:	39°
h(m)	E(lx) D(m)
1	2189 0.71
2	547 1.42
3	243 2.13
4	137 2.83
5	88 3.54

3000K
Non Dimmable
■ 03.2008.CU
Dali Version
■ 03.2008.CU.DA



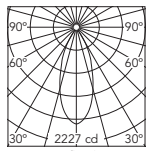

Luminous flux luminaire
1085 lm

Beam Angle:	39°
h(m)	E(lx) D(m)
1	2227 0.71
2	557 1.42
3	247 2.13
4	139 2.84
5	89 3.55

2700K
Non Dimmable
■ 03.2005.14
Dali Version
■ 03.2005.14.DA



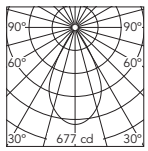

Luminous flux luminaire
484 lm

Beam Angle:	56°
h(m)	E(lx) D(m)
1	677 1.05
2	169 2.11
3	75 3.16
4	42 4.21
5	27 5.27

3000K
Non Dimmable
■ 03.2008.14
Dali Version
■ 03.2008.14.DA



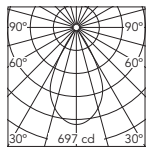

Luminous flux luminaire
501 lm

Beam Angle:	56°
h(m)	E(lx) D(m)
1	697 1.06
2	174 2.11
3	77 3.17
4	44 4.23
5	28 5.28

Zubehör / Accessories

Bon Jour Ø90

Kleiner Rahmen.

Pre-installation frame.



08.8974.00

Honeycomb und Querabschirmung.

Honeycomb and screening crosspiece.



08.8976.14

Bon Jour Ø145

Kleiner Rahmen.

Pre-installation frame.



08.8975.00

Honeycomb und Querabschirmung.

Honeycomb and screening crosspiece.



08.8980.14

Dekoratives Abschirmelement als Zubehör.



08.8977.00

Decorative screening accessory.



08.8978.00



08.8979.00

LIGHT SHOOTER

DESIGNED BY FLOS ARCHITECTURAL

FIXED
TRIM / NO TRIM



ADJUSTABLE
TRIM / NO TRIM



WALL-WASHER
TRIM / NO TRIM



LIGHT SOURCE
POWER LED
10W
850 lm
2700K/CRI 90
910 lm
3000K/CRI 90

LIGHT SOURCE
HIGH
POWER LED
11W
910 lm
2700K/CRI 90
1060 lm
3000K/CRI 90

☐ 40 Weiss
40 White



■ 14 Schwarz
14 Black



Drehbar um 360° und schwenkbar 40°.
Can be rotated 360° and swivelled 40°.

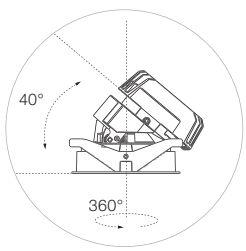

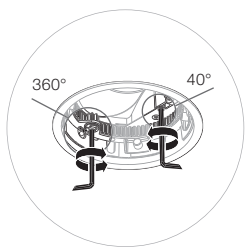

IP54

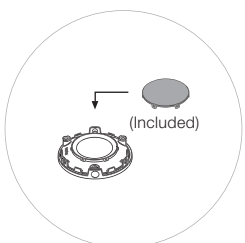

Produktbeschreibung
Einbauleuchten als hochleistungsfähige LED, und dichroitische LED. Leuchte mit einer Kombination aus modernster LED-Technologie und einem hocheffizienten konischen System, das durch sein Design höchste Leistung mit ausgezeichnetem Blendschutz verbinden soll. LED in Leistungsstufen bis 11W erhältlich. Für Trim und No Trim Geräte, feste Ausführung, verstellbare Ausführung und Wandfluter-Ausführung erhältlich.
Die einstellbare Ausführung verfügt über einen integrierten Winkelmesser, der mittels eines einfach handzuhabenden und präzisen Mechanismus bei der Einstellung des gewünschten Strahlwinkels behilflich ist und somit Einbauzeit spart. Durch die Torx-Verriegelung wird der gewünschte Strahlwinkel gesichert.
Die festen und verstellbaren LED-Ausführungen sind jeweils mit engstrahlender und breitstrahlender Optik (Spot bzw. Flood) erhältlich.
Zur Gewährleistung einer perfekten Übereinstimmung innerhalb ein und derselben Anlage ist auch die Wandfluter-Ausführung mit den gleichen LED-Optionen wie die feste und verstellbare Ausführung erhältlich.

Reflektoren
Die festen und verstellbaren LED-Ausführungen sind jeweils mit engstrahlender und breitstrahlender Optik (Spot bzw. Flood) erhältlich.

Einspeisung
Kabel enthalten, bereit für Anschluss an mitgelieferte Fernansteuerung.
Versionen ohne Ansteuerung und 1-10V Dimmausführung auf Wunsch erhältlich.

Zubehör
LED:
Die Ausstattung aller Modelle entspricht der Schutzart IP54.
- Elliptische Verteilerlinse.
- Honeycomb.

Zusatzinformationen
Bei den ausrichtbaren Ausführungen: Schwenkwinkel 40° und Drehwinkel 360°.
Schutzgrad IP44.
Schutzklasse II.

Qualitätszeichen
Das Gerät entspricht der europäischen technischen Norm EN60598-1 und den entsprechenden Zusatzregelungen.

Description
High performance LED and LED dichroic recessed luminaires. Combines the latest LED technology and a very efficient conical system designed to combine high performance with excellent glare protection.
Available in wattages up to 11W in LED. Available for Trim and No Trim installations and fixed, adjustable and Wall-Washer versions.
The adjustable version has an integrated goniometer to achieve the desired beam and its easy-to-use precision mechanism makes it easy to handle and quick to install. Its Torx block mechanism ensures the desired beam angle.
The fixed and adjustable LED versions are available with enclosed and open optics (spot and flood).
To ensure complete coherency in the same installation, the Wall-Washer version is available with the same LED options as the fixed and adjustable versions.

Reflectors
The fixed and adjustable LED versions are available with enclosed and open optics (spot and flood).

Power Supply
Cabling included, ready to be powered by included remote driver.
Versions without driver and 1-10V dimmable available on request.

Accessories
LED:
All the models include an accessory for IP54.
- Elliptical distribution lens.
- Honeycomb.

Additional Information
In the adjustable versions, 40° tilting and 360° rotation.
IP44 protection grade.
Insulation class II.

Standard Compliance and Quality Marks
EN60598-1 European Technical Standards and any subsequent additions.

Trim

No Trim

Light Shooter Fixed Trim

Light Source: Power LED 10W - 850 lm - 2700K/CRI 90 / 10W - 910 lm - 3000K/CRI 90



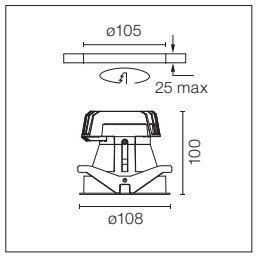

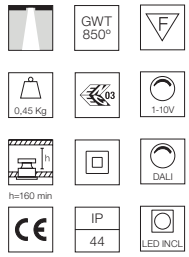

Hochleistungs LED Einbauleuchte. Fernnetzgerät mit 220-240V im Lieferumfang enthalten.

High-performance recessed luminaire with LED light source. Remote 220-240V power supply included.

Light Shooter Fixed No Trim



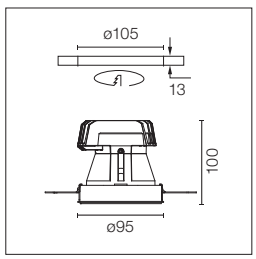

Der Einbaurahmen ist bei der No Trim Version inbegriffen.

Pre-installation frame included in No Trim versions.

2700K - Trim

Non Dimmable

☐ 03.6509.40A
■ 03.6509.14A

Dali Version/1-10V

☐ 03.6509.40ADA
■ 03.6509.14ADA

12° SPOT

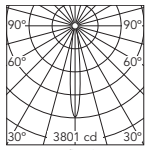

Luminous flux luminaire 332 lm (EXTREME CUT OFF)

Beam Angle: 12°

h(m)	E(lx)	D(m)
1	3801	0.22
2	950	0.43
3	422	0.65
4	238	0.86
5	152	1.08

2700K - No Trim

Non Dimmable

☐ 03.6529.40A
■ 03.6529.14A

Dali Version/1-10V

☐ 03.6529.40ADA
■ 03.6529.14ADA

3000K - Trim

Non Dimmable

☐ 03.6506.40A
■ 03.6506.14A

Dali Version/1-10V

☐ 03.6506.40ADA
■ 03.6506.14ADA

12° SPOT

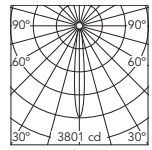

Luminous flux luminaire 332 lm (EXTREME CUT OFF)

Beam Angle: 12°

h(m)	E(lx)	D(m)
1	3801	0.22
2	950	0.43
3	422	0.65
4	238	0.86
5	152	1.08

3000K - No Trim

Non Dimmable

☐ 03.6526.40A
■ 03.6526.14A

Dali Version/1-10V

☐ 03.6526.40ADA
■ 03.6526.14ADA

2700K - Trim

Non Dimmable

☐ 03.6510.40A
■ 03.6510.14A

Dali Version/1-10V

☐ 03.6510.40ADA
■ 03.6510.14ADA

25° FLOOD

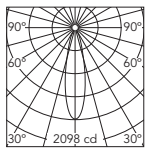

Luminous flux luminaire 544 lm (EXTREME CUT OFF)

Beam Angle: 25°

h(m)	E(lx)	D(m)
1	2098	0.44
2	524	0.88
3	233	1.33
4	131	1.77
5	84	2.21

2700K - No Trim

Non Dimmable

☐ 03.6530.40A
■ 03.6530.14A

Dali Version/1-10V

☐ 03.6530.40ADA
■ 03.6530.14ADA

3000K - Trim

Non Dimmable

☐ 03.6507.40A
■ 03.6507.14A

Dali Version/1-10V

☐ 03.6507.40ADA
■ 03.6507.14ADA

25° FLOOD

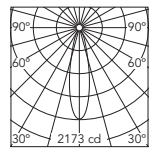

Luminous flux luminaire 564 lm (EXTREME CUT OFF)

Beam Angle: 25°

h(m)	E(lx)	D(m)
1	2173	0.44
2	543	0.88
3	241	1.33
4	136	1.77
5	87	2.21

3000K - No Trim

Non Dimmable

☐ 03.6527.40A
■ 03.6527.14A

Dali Version/1-10V

☐ 03.6527.40ADA
■ 03.6527.14ADA

Light Shooter Adjustable Trim

Light Source: Power LED 10W - 850 lm - 2700K/CRI 90 / 10W - 910 lm - 3000K/CRI 90



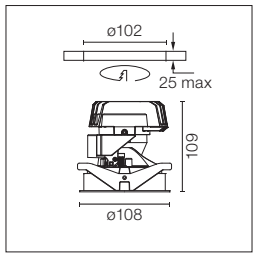

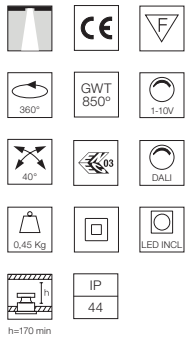

Hochleistungs LED Einbauleuchte. Fernnetzgerät mit 220-240V im Lieferumfang enthalten.

High-performance recessed luminaire with LED light source. Remote 220-240V power supply included.

Light Shooter Adjustable No Trim



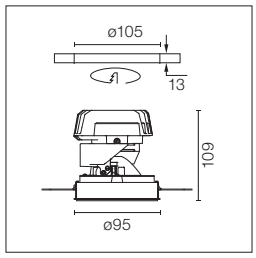

Der Einbaurahmen ist bei der No Trim Version inbegriffen.

Pre-installation frame included in No Trim versions.

2700K - Trim
Non Dimmable
- ☐ 03.6503.40A
- ■ 03.6503.14A

Dali Version/1-10V
- ☐ 03.6503.40ADA
- ■ 03.6503.14ADA

13° SPOT

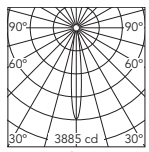

Luminous flux luminaire 317 lm (EXTREME CUT OFF)

Beam Angle: 13°

h(m)	E(lx)	D(m)
1	3885	0.22
2	971	0.44
3	432	0.66
4	243	0.88
5	155	1.10

2700K - No Trim
Non Dimmable
- ☐ 03.6523.40A
- ■ 03.6523.14A

Dali Version/1-10V
- ☐ 03.6523.40ADA
- ■ 03.6523.14ADA

3000K - Trim
Non Dimmable
- ☐ 03.6500.40A
- ■ 03.6500.14A

Dali Version/1-10V
- ☐ 03.6500.40ADA
- ■ 03.6500.14ADA

13° SPOT

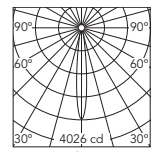

Luminous flux luminaire 328 lm (EXTREME CUT OFF)

Beam Angle: 13°

h(m)	E(lx)	D(m)
1	4026	0.22
2	1006	0.44
3	447	0.66
4	252	0.88
5	161	1.10

3000K - No Trim
Non Dimmable
- ☐ 03.6520.40A
- ■ 03.6520.14A

Dali Version/1-10V
- ☐ 03.6520.40ADA
- ■ 03.6520.14ADA

2700K - Trim
Non Dimmable
- ☐ 03.6504.40A
- ■ 03.6504.14A

Dali Version/1-10V
- ☐ 03.6504.40ADA
- ■ 03.6504.14ADA

25° FLOOD

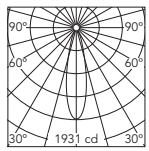

Luminous flux luminaire 474 lm (EXTREME CUT OFF)

Beam Angle: 25°

h(m)	E(lx)	D(m)
1	1931	0.44
2	483	0.88
3	215	1.32
4	121	1.75
5	77	2.19

2700K - No Trim
Non Dimmable
- ☐ 03.6524.40A
- ■ 03.6524.14A

Dali Version/1-10V
- ☐ 03.6524.40ADA
- ■ 03.6524.14ADA

3000K - Trim
Non Dimmable
- ☐ 03.6501.40A
- ■ 03.6501.14A

Dali Version/1-10V
- ☐ 03.6501.40ADA
- ■ 03.6501.14ADA

25° FLOOD

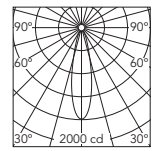

Luminous flux luminaire 491 lm (EXTREME CUT OFF)

Beam Angle: 25°

h(m)	E(lx)	D(m)
1	2000	0.44
2	500	0.88
3	222	1.32
4	125	1.75
5	80	2.19

3000K - No Trim
Non Dimmable
- ☐ 03.6521.40A
- ■ 03.6521.14A

Dali Version/1-10V
- ☐ 03.6521.40ADA
- ■ 03.6521.14ADA

Light Shooter Wall-Washer Trim

Light Source: Power LED 10W - 850 lm - 2700K/CRI 90 / 10W - 910 lm - 3000K/CRI 90



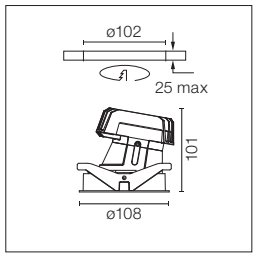

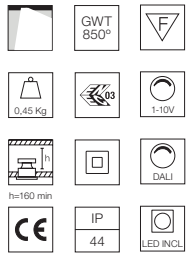

Hochleistungs LED Einbauleuchte. Fernnetzgerät mit 220-240V im Lieferumfang enthalten.

High-performance recessed luminaire with LED light source. Remote 220-240V power supply included.

Light Shooter Wall-Washer No Trim



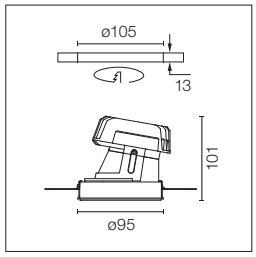

Der Einbaurahmen ist bei der No Trim Version inbegriffen.

Pre-installation frame included in No Trim versions.

2700K - Trim

Non Dimmable

- 03.6514.40A
- 03.6514.14A

Dali Version/1-10V

- 03.6514.40ADA
- 03.6514.14ADA

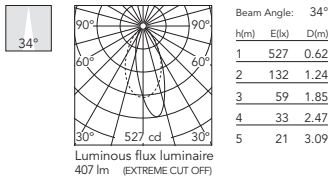

Luminous flux luminaire
407 lm (EXTREME CUT OFF)

Beam Angle: 34°

h(m)	E(lx)	D(m)
1	527	0.62
2	132	1.24
3	59	1.85
4	33	2.47
5	21	3.09

2700K - No Trim

Non Dimmable

- 03.6534.40A
- 03.6534.14A

Dali Version/1-10V

- 03.6534.40ADA
- 03.6534.14ADA

3000K - Trim

Non Dimmable

- 03.6512.40A
- 03.6512.14A

Dali Version/1-10V

- 03.6512.40ADA
- 03.6512.14ADA

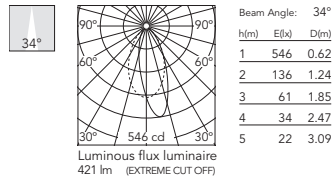

Luminous flux luminaire
421 lm (EXTREME CUT OFF)

Beam Angle: 34°

h(m)	E(lx)	D(m)
1	546	0.62
2	136	1.24
3	61	1.85
4	34	2.47
5	22	3.09

3000K - No Trim

Non Dimmable

- 03.6532.40A
- 03.6532.14A

Dali Version/1-10V

- 03.6532.40ADA
- 03.6532.14ADA

Light Shooter HP Fixed Trim

Light Source: High Power LED 11W - 910 lm - 2700K/CRI 90 / 11W - 1060 lm - 3000K/CRI 90



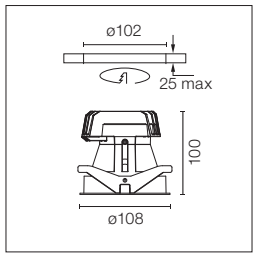

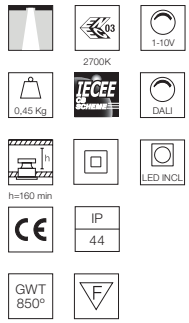

Hochleistungs LED Einbauleuchte. Fernnetzgerät mit 220-240V im Lieferumfang enthalten.

High-performance recessed luminaire with LED light source. Remote 220-240V power supply included.

Light Shooter HP Fixed No Trim



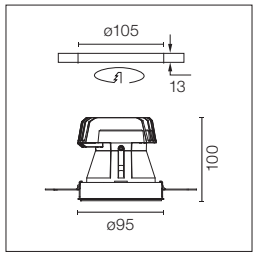

Der Einbaurahmen ist bei der No Trim Version inbegriffen.

Pre-installation frame included in No Trim versions.

2700K - Trim

Non Dimmable

- ☐ 03.6566.40
- ■ 03.6566.14

Dali Version/1-10V

- ☐ 03.6566.40.DA
- ■ 03.6566.14.DA

15° SPOT

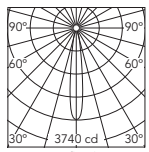

Luminous flux luminaire 412 lm (EXTREME CUT OFF)

Beam Angle: 15°

h(m)	E(lx)	D(m)
1	3740	0.26
2	935	0.53
3	416	0.79
4	234	1.05
5	150	1.31

2700K - No Trim

Non Dimmable

- ☐ 03.6576.40
- ■ 03.6576.14

Dali Version/1-10V

- ☐ 03.6576.40.DA
- ■ 03.6576.14.DA

3000K - Trim

Non Dimmable

- ☐ 03.6564.40A
- ■ 03.6564.14A

Dali Version/1-10V

- ☐ 03.6564.40ADA
- ■ 03.6564.14ADA

15° SPOT

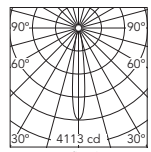

Luminous flux luminaire 448 lm (EXTREME CUT OFF)

Beam Angle: 15°

h(m)	E(lx)	D(m)
1	4113	0.26
2	1028	0.52
3	457	0.78
4	257	1.04
5	165	1.30

3000K - No Trim

Non Dimmable

- ☐ 03.6574.40A
- ■ 03.6574.14A

Dali Version/1-10V

- ☐ 03.6574.40ADA
- ■ 03.6574.14ADA

2700K - Trim

Non Dimmable

- ☐ 03.6567.40
- ■ 03.6567.14

Dali Version/1-10V

- ☐ 03.6567.40.DA
- ■ 03.6567.14.DA

29° FLOOD

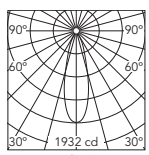

Luminous flux luminaire 625 lm (EXTREME CUT OFF)

Beam Angle: 29°

h(m)	E(lx)	D(m)
1	1932	0.52
2	483	1.04
3	215	1.56
4	121	2.08
5	77	2.60

2700K - No Trim

Non Dimmable

- ☐ 03.6577.40
- ■ 03.6577.14

Dali Version/1-10V

- ☐ 03.6577.40.DA
- ■ 03.6577.14.DA

3000K - Trim

Non Dimmable

- ☐ 03.6565.40A
- ■ 03.6565.14A

Dali Version/1-10V

- ☐ 03.6565.40ADA
- ■ 03.6565.14ADA

29° FLOOD

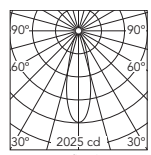

Luminous flux luminaire 647 lm (EXTREME CUT OFF)

Beam Angle: 29°

h(m)	E(lx)	D(m)
1	2025	0.52
2	506	1.04
3	225	1.56
4	127	2.08
5	81	2.60

3000K - No Trim

Non Dimmable

- ☐ 03.6575.40A
- ■ 03.6575.14A

Dali Version/1-10V

- ☐ 03.6575.40ADA
- ■ 03.6575.14ADA

Light Shooter HP Adjustable Trim

Light Source: High Power LED 11W - 910 lm - 2700K/CRI 90 / 11W - 1060 lm - 3000K/CRI 90



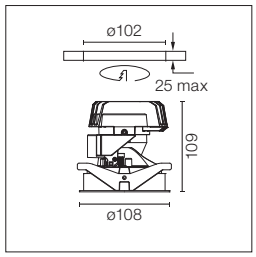

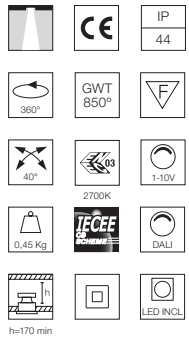

Hochleistungs LED Einbauleuchte. Fernnetzgerät mit 220-240V im Lieferumfang enthalten.

High-performance recessed luminaire with LED light source. Remote 220-240V power supply included.

Light Shooter HP Adjustable No Trim



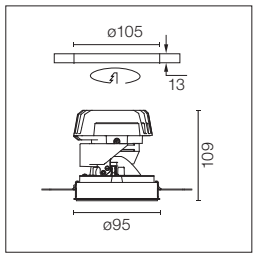

Der Einbaurahmen ist bei der No Trim Version inbegriffen.

Pre-installation frame included in No Trim versions.

2700K - Trim
Non Dimmable
- ☐ 03.6562.40
- ■ 03.6562.14

Dali Version/1-10V
- ☐ 03.6562.40.DA
- ■ 03.6562.14.DA

14° SPOT

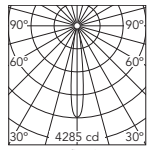

Luminous flux luminaire 420 lm (EXTREME CUT OFF)

Beam Angle: 14°

h(m)	E(lx)	D(m)
1	4285	0.25
2	1071	0.51
3	476	0.76
4	268	1.02
5	171	1.27

2700K - No Trim
Non Dimmable
- ☐ 03.6572.40
- ■ 03.6572.14

Dali Version/1-10V
- ☐ 03.6572.40.DA
- ■ 03.6572.14.DA

3000K - Trim
Non Dimmable
- ☐ 03.6560.40A
- ■ 03.6560.14A

Dali Version/1-10V
- ☐ 03.6560.40ADA
- ■ 03.6560.14ADA

14° SPOT

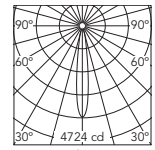

Luminous flux luminaire 453 lm (EXTREME CUT OFF)

Beam Angle: 14°

h(m)	E(lx)	D(m)
1	4724	0.25
2	1181	0.50
3	525	0.75
4	295	0.99
5	189	1.24

3000K -No Trim
Non Dimmable
- ☐ 03.6570.40A
- ■ 03.6570.14A

Dali Version/1-10V
- ☐ 03.6570.40ADA
- ■ 03.6570.14ADA

2700K - Trim
Non Dimmable
- ☐ 03.6563.40
- ■ 03.6563.14

Dali Version/1-10V
- ☐ 03.6563.40.DA
- ■ 03.6563.14.DA

29° FLOOD

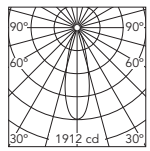

Luminous flux luminaire 592 lm (EXTREME CUT OFF)

Beam Angle: 29°

h(m)	E(lx)	D(m)
1	1912	0.51
2	478	1.03
3	212	1.54
4	119	2.05
5	76	2.56

2700K - No Trim
Non Dimmable
- ☐ 03.6573.40
- ■ 03.6573.14

Dali Version/1-10V
- ☐ 03.6573.40.DA
- ■ 03.6573.14.DA

3000K - Trim
Non Dimmable
- ☐ 03.6561.40A
- ■ 03.6561.14A

Dali Version/1-10V
- ☐ 03.6561.40ADA
- ■ 03.6561.14ADA

28° FLOOD

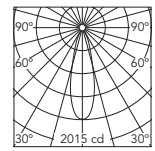

Luminous flux luminaire 598 lm (EXTREME CUT OFF)

Beam Angle: 28°

h(m)	E(lx)	D(m)
1	2015	0.50
2	504	1.01
3	224	1.51
4	126	2.02
5	81	2.52

3000K - No Trim
Non Dimmable
- ☐ 03.6571.40A
- ■ 03.6571.14A

Dali Version/1-10V
- ☐ 03.6571.40ADA
- ■ 03.6571.14ADA

Light Shooter HP Wall-Washer Trim

Light Source: High Power LED 11W - 910 lm - 2700K/CRI 90 / 11W - 1060 lm - 3000K/CRI 90



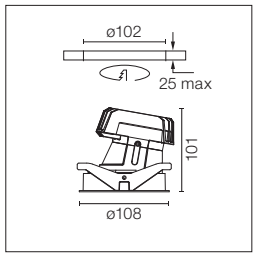

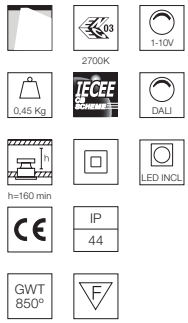

Hochleistungs LED Einbauleuchte. Fernnetzgerät mit 220-240V im Lieferumfang enthalten.

High-performance recessed luminaire with LED light source. Remote 220-240V power supply included.

Light Shooter HP Wall-Washer No Trim



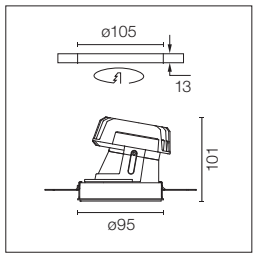

Der Einbaurahmen ist bei der No Trim Version inbegriffen.

Pre-installation frame included in No Trim versions.

2700K - Trim

Non Dimmable

- ☐ 03.6569.40
- ■ 03.6569.14

Dali Version/1-10V

- ☐ 03.6569.40.DA
- ■ 03.6569.14.DA



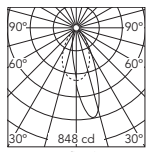

Luminous flux luminaire
529 lm (EXTREME CUT OFF)

Beam Angle: 26°

h(m)	E(lx)	D(m)
1	848	0.49
2	212	0.98
3	94	1.47
4	53	1.96
5	34	2.45

2700K - No Trim

Non Dimmable

- ☐ 03.6579.40
- ■ 03.6579.14

Dali Version/1-10V

- ☐ 03.6579.40.DA
- ■ 03.6579.14.DA

3000K - Trim

Non Dimmable

- ☐ 03.6568.40A
- ■ 03.6568.14A

Dali Version/1-10V

- ☐ 03.6568.40ADA
- ■ 03.6568.14ADA



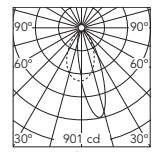

Luminous flux luminaire
577 lm (EXTREME CUT OFF)

Beam Angle: 27°

h(m)	E(lx)	D(m)
1	901	0.51
2	225	1.02
3	100	1.53
4	56	2.04
5	36	2.55

3000K - No Trim

Non Dimmable

- ☐ 03.6578.40A
- ■ 03.6578.14A

Dali Version/1-10V

- ☐ 03.6578.40ADA
- ■ 03.6578.14ADA

Zubehör / Accessories

Elliptische linse.	Elliptical lens.		08.8041.68
Honeycomb.	Honeycomb.		08.8412.14

LIGHT SNIPER

DESIGNED BY FLOS ARCHITECTURAL

FIXED | ADJUSTABLE | WALL-WASHER



LIGHT SOURCE
POWER LED
11W
910 lm
2700K/CRI 90
1060 lm
3000K/CRI 90

06 Chrom
06 Chrome

GL Mattgold
GL Matt Gold

14 Mattschwarz
14 Matt Black

Light Sniper
Round / Square



Drehbar um 360° und schwenkbar 35°.
Can be rotated 360° and swivelled 35°.

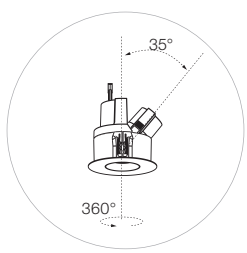

Produktbeschreibung
Einbauleuchten mit hohem Leistungsgrad für Lampen LED. Hohem Komfort dank der zurückgesetzten Positionierung des sichtbaren Lichtes.
Leuchtenkörper bestehend aus zwei Elementen aus Aluminiumdruckguss. Runder oder viereckiger Vorderrahmen aus Stahlblech mit 1 mm Stärke in der Farbe Mattweiß (RAL 9001). Kegelformiger Schirm aus Zamak mit Einspritzverfahren realisiert und in drei Farben verfügbar: Schwarz, Mattgold und Chrom. Feste, schwenkbare und Wall-washer-Ausführungen.
Bei den Wall-washer-Ausführungen ist die Diffusionslinse aus Borosilicat.

Einspeisung
Vorverkabelung inbegriffen, mit Fernvorrichtungen einsatzbereit.
Netzteil eingeschlossen 220-240V.

Zubehör
- Deckenschutzzubehör. Bei dem Einsatz an schwachen Decken.
- Flush-Zubehör. Es ermöglicht den Einsatz an der Wand- oder Deckenkante.
- CAN-Zubehör. Es vereinfacht den Einsatz an Betondecken. Das Zubehör muss zur Verfügung stehen, bevor die Betondecke gebaut wird.
- Honeycomb.
- Farbfilter.

Zusatzinformationen
Bei den ausrichtbaren Ausführungen: Schwenkwinkel 40° und Drehwinkel 360°.
Schutzgrad IP23, IP44 je nach Modell.
Schutzklasse I, II, III je nach Modell.
Auf normal entflammbaren Oberflächen einsetzbar.

Qualitätszeichen
Das Gerät entspricht der europäischen technischen Norm EN60598-1 und den entsprechenden Zusatzregelungen.

Description
High performance recessed luminaires for LED version. They offer a high comfort due to the back visual position of light source.
Body of the luminaire made of two bodies of injected aluminium. Round or square front ring made of steel sheet 1 mm thick with white matt finish (RAL 9001). It incorporates shielded cones made in zamak injection in three sets: black, matt gold and chrome. Fixed, tilt and wall-washers versions.
In wall-washer versions a distribution lens made of borosilicate is incorporated.

Power Supply
Cabling included, ready to be powered by remote devices. Remote 220-240V power supply included.

Accessories
- Accessory for ceilling protection. Recommended for delicate ceiling installation.
- Accessory flush. Allows flush installation to ceiling or wall.
- CAN accessory for installation in concrete. Facilitates installation on concrete ceilings. It is necessary to install fixture prior to the concrete ceiling.
- Honeycomb.
- Chromatic filters.

Additional Information
In the adjustable versions, the possibility of tilting of 40° and 360° rotation.
IP23, IP44 protection grade depending on the versions.
Insulation class I, II, III depending on the versions.
Suitable for installation on normally inflammable surfaces.

Standard Compliance and Quality Marks
EN60598-1 European Technical Standards and any subsequent additions.

Fixed

Adjustable

Light Sniper Fixed Round

Light Source: Power LED 11W - 910 lm - 2700K/CRI 90 / 11W - 1060 lm - 3000K/CRI 90



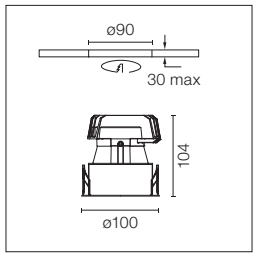

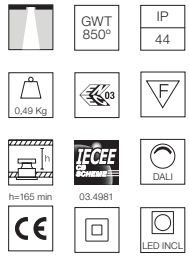

Hochleistungs LED Einbauleuchte. Fernnetzgerät mit 220-240V im Lieferumfang enthalten.

High-performance recessed luminaire with LED light source. Remote 220-240V power supply included.

2700K
Non Dimmable
03.4981.06
03.4981.GL
03.4981.14
Dali Version / 1-10V / Push
03.4981.06.DA
03.4981.GL.DA
03.4981.14.DA

15° SPOT

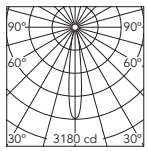

Luminous flux luminaire
351 lm (EXTREME CUT OFF)

Beam Angle: 15°

h(m)	E(lx)	D(m)
1	3180	0.27
2	795	0.53
3	353	0.80
4	199	1.07
5	127	1.33

3000K
Non Dimmable
03.4980.06A
03.4980.GLA
03.4980.14A
Dali Version / 1-10V / Push
03.4980.06ADA
03.4980.GLADA
03.4980.14ADA

15° SPOT

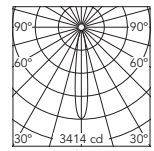

Luminous flux luminaire
377 lm (EXTREME CUT OFF)

Beam Angle: 15°

h(m)	E(lx)	D(m)
1	3414	0.27
2	854	0.53
3	379	0.80
4	213	1.07
5	137	1.33

2700K
Non Dimmable
03.4993.06
03.4993.GL
03.4993.14
Dali Version / 1-10V / Push
03.4993.06.DA
03.4993.GL.DA
03.4993.14.DA

28° MEDIUM

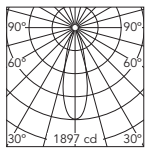

Luminous flux luminaire
558 lm (EXTREME CUT OFF)

Beam Angle: 28°

h(m)	E(lx)	D(m)
1	1897	0.51
2	474	1.01
3	211	1.52
4	119	2.02
5	76	2.53

3000K
Non Dimmable
03.4992.06A
03.4992.GLA
03.4992.14A
Dali Version / 1-10V / Push
03.4992.06ADA
03.4992.GLADA
03.4992.14ADA

28° MEDIUM

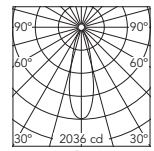

Luminous flux luminaire
599 lm (EXTREME CUT OFF)

Beam Angle: 28°

h(m)	E(lx)	D(m)
1	2036	0.51
2	509	1.01
3	226	1.52
4	127	2.02
5	81	2.53

Light Sniper Fixed Square

Light Source: Power LED 11W - 910 lm - 2700K/CRI 90 / 11W - 1060 lm - 3000K/CRI 90



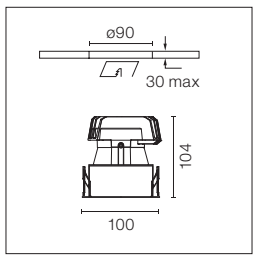



Hochleistungs LED Einbauleuchte. Fernnetzgerät mit 220-240V im Lieferumfang enthalten.

High-performance recessed luminaire with LED light source. Remote 220-240V power supply included.

2700K
Non Dimmable
03.4983.06
03.4983.GL
03.4983.14
Dali Version / 1-10V / Push
03.4983.06.DA
03.4983.GL.DA
03.4983.14.DA

14° SPOT

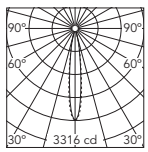

Luminous flux luminaire
335 lm (EXTREME CUT OFF)

Beam Angle: 14°

h(m)	E(lx)	D(m)
1	3316	0.25
2	829	0.50
3	368	0.75
4	207	0.99
5	133	1.24

3000K
Non Dimmable
03.4982.06A
03.4982.GLA
03.4982.14A
Dali Version / 1-10V / Push
03.4982.06ADA
03.4982.GLADA
03.4982.14ADA

14° SPOT

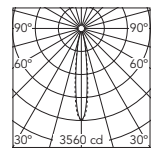

Luminous flux luminaire
360 lm (EXTREME CUT OFF)

Beam Angle: 14°

h(m)	E(lx)	D(m)
1	3560	0.25
2	890	0.50
3	396	0.75
4	222	0.99
5	142	1.24

2700K
Non Dimmable
03.4995.06
03.4995.GL
03.4995.14
Dali Version / 1-10V / Push
03.4995.06.DA
03.4995.GL.DA
03.4995.14.DA

26° MEDIUM

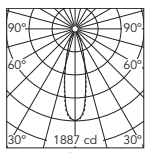

Luminous flux luminaire
537 lm (EXTREME CUT OFF)

Beam Angle: 26°

h(m)	E(lx)	D(m)
1	1887	0.47
2	472	0.93
3	210	1.40
4	118	1.87
5	75	2.34

3000K
Non Dimmable
03.4994.06A
03.4994.GLA
03.4994.14A
Dali Version / 1-10V / Push
03.4994.06ADA
03.4994.GLADA
03.4994.14ADA

26° MEDIUM

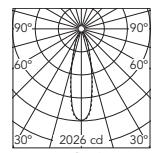

Luminous flux luminaire
576 lm (EXTREME CUT OFF)

Beam Angle: 26°

h(m)	E(lx)	D(m)
1	2026	0.47
2	506	0.93
3	225	1.40
4	127	1.87
5	81	2.34

Light Sniper Adjustable Round

Light Source: Power LED 11W - 910 lm - 2700K/CRI 90 / 11W - 1060 lm - 3000K/CRI 90



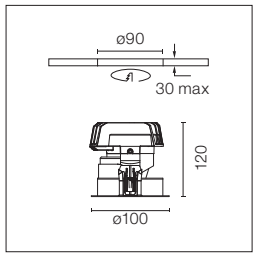



Hochleistungs LED Einbauleuchte. Fernnetzgerät mit 220-240V im Lieferumfang enthalten.

High-performance recessed luminaire with LED light source. Remote 220-240V power supply included.

2700K
Non Dimmable
03.4985.06
03.4985.GL
03.4985.14
Dali Version / 1-10V / Push
03.4985.06.DA
03.4985.GL.DA
03.4985.14.DA

15° SPOT

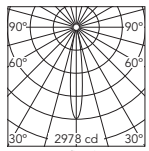

Luminous flux luminaire 277 lm (EXTREME CUT OFF)

Beam Angle: 15°		
h(m)	E(lx)	D(m)
1	2978	0.26
2	744	0.52
3	331	0.78
4	186	1.04
5	119	1.30

3000K
Non Dimmable
03.4984.06A
03.4984.GLA
03.4984.14A
Dali Version / 1-10V / Push
03.4984.06ADA
03.4984.GLADA
03.4984.14ADA

15° SPOT

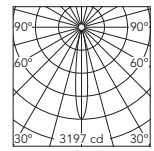

Luminous flux luminaire 297 lm (EXTREME CUT OFF)

Beam Angle: 15°		
h(m)	E(lx)	D(m)
1	3197	0.26
2	799	0.52
3	355	0.78
4	200	1.04
5	128	1.30

2700K
Non Dimmable
03.4997.06
03.4997.GL
03.4997.14
Dali Version / 1-10V / Push
03.4997.06.DA
03.4997.GL.DA
03.4997.14.DA

25° MEDIUM

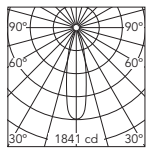

Luminous flux luminaire 445 lm (EXTREME CUT OFF)

Beam Angle: 25°		
h(m)	E(lx)	D(m)
1	1841	0.44
2	460	0.88
3	205	1.32
4	115	1.76
5	74	2.19

3000K
Non Dimmable
03.4996.06A
03.4996.GLA
03.4996.14A
Dali Version / 1-10V / Push
03.4996.06ADA
03.4996.GLADA
03.4996.14.ADA

25° MEDIUM

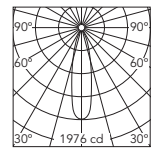

Luminous flux luminaire 477 lm (EXTREME CUT OFF)

Beam Angle: 25°		
h(m)	E(lx)	D(m)
1	1976	0.44
2	494	0.88
3	220	1.32
4	124	1.76
5	79	2.19

Light Sniper Adjustable Square

Light Source: Power LED 11W - 910 lm - 2700K/CRI 90 / 11W - 1060 lm - 3000K/CRI 90



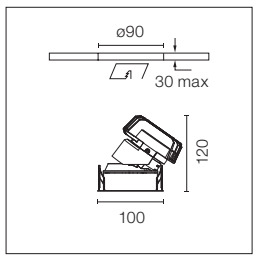



Hochleistungs LED Einbauleuchte. Fernnetzgerät mit 220-240V im Lieferumfang enthalten.

High-performance recessed luminaire with LED light source. Remote 220-240V power supply included.

2700K
Non Dimmable
03.4987.06
03.4987.GL
03.4987.14
Dali Version / 1-10V / Push
03.4987.06.DA
03.4987.GL.DA
03.4987.14.DA

13° SPOT

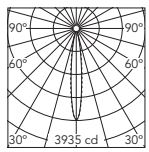

Luminous flux luminaire 338 lm (EXTREME CUT OFF)

Beam Angle: 13°		
h(m)	E(lx)	D(m)
1	3935	0.23
2	984	0.47
3	437	0.70
4	246	0.94
5	157	1.17

3000K
Non Dimmable
03.4986.06A
03.4986.GLA
03.4986.14A
Dali Version / 1-10V / Push
03.4986.06ADA
03.4986.GLADA
03.4986.14ADA

13° SPOT

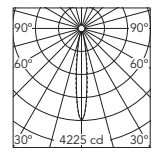

Luminous flux luminaire 363 lm (EXTREME CUT OFF)

Beam Angle: 13°		
h(m)	E(lx)	D(m)
1	4225	0.23
2	1056	0.47
3	469	0.70
4	264	0.94
5	169	1.17

2700K
Non Dimmable
03.4999.06
03.4999.GL
03.4999.14
Dali Version / 1-10V / Push
03.4999.06.DA
03.4999.GL.DA
03.4999.14.DA

25° MEDIUM

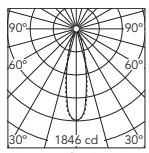

Luminous flux luminaire 503 lm (EXTREME CUT OFF)

Beam Angle: 25°		
h(m)	E(lx)	D(m)
1	1846	0.45
2	462	0.89
3	205	1.34
4	115	1.79
5	74	2.24

3000K
Non Dimmable
03.4998.06A
03.4998.GLA
03.4998.14A
Dali Version / 1-10V / Push
03.4998.06ADA
03.4998.GLADA
03.4998.14ADA

25° MEDIUM

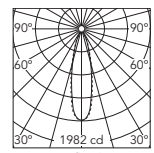

Luminous flux luminaire 540 lm (EXTREME CUT OFF)

Beam Angle: 25°		
h(m)	E(lx)	D(m)
1	1982	0.45
2	495	0.89
3	220	1.34
4	124	1.79
5	79	2.24

Light Sniper Wall-Washer Round

Light Source: Power LED 11W - 910 lm - 2700K/CRI 90 / 11W - 1060 lm - 3000K/CRI 90



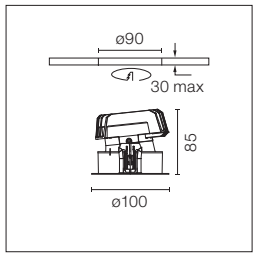

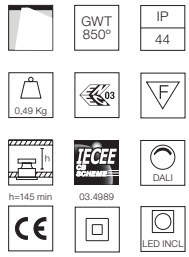

Hochleistungs LED Einbauleuchte. Fernnetzgerät mit 220-240V im Lieferumfang enthalten.

High-performance recessed luminaire with LED light source. Remote 220-240V power supply included.

2700K
Non Dimmable
03.4989.06
Dali Version / 1-10V / Push
03.4989.06.DA



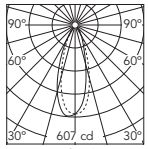

Luminous flux luminaire
322 lm (EXTREME CUT OFF)

Beam Angle: 35°

h(m)	E(lx)	D(m)
1	607	0.63
2	152	1.26
3	67	1.90
4	38	2.53
5	24	3.16

3000K
Non Dimmable
03.4988.06A
Dali Version / 1-10V / Push
03.4988.06ADA



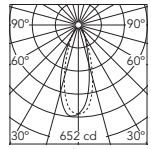

Luminous flux luminaire
346 lm (EXTREME CUT OFF)

Beam Angle: 35°

h(m)	E(lx)	D(m)
1	652	0.63
2	163	1.26
3	72	1.90
4	41	2.53
5	26	3.16

Light Sniper Wall-Washer Square

Light Source: Power LED 11W - 910 lm - 2700K/CRI 90 / 11W - 1060 lm - 3000K/CRI 90



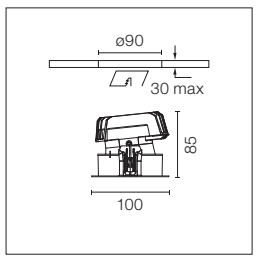

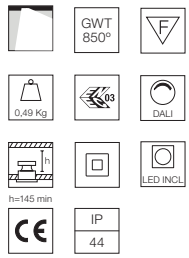

Hochleistungs LED Einbauleuchte. Fernnetzgerät mit 220-240V im Lieferumfang enthalten.

High-performance recessed luminaire with LED light source. Remote 220-240V power supply included.

2700K
Non Dimmable
03.4991.06
Dali Version / 1-10V / Push
03.4991.06.DA



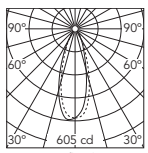

Luminous flux luminaire
316 lm (EXTREME CUT OFF)

Beam Angle: 34°

h(m)	E(lx)	D(m)
1	605	0.61
2	151	1.23
3	67	1.84
4	38	2.46
5	24	3.07

3000K
Non Dimmable
03.4990.06A
Dali Version / 1-10V / Push
03.4990.06ADA



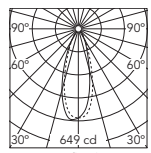

Luminous flux luminaire
339 lm (EXTREME CUT OFF)

Beam Angle: 34°

h(m)	E(lx)	D(m)
1	649	0.61
2	162	1.23
3	72	1.84
4	41	2.46
5	26	3.07

Zubehör / Accessories

Für bessere Leistungen bei der Produktfamilie Light Sniper wird folgendes Zubehör angeboten:
- Deckenschutzzubehör. Bei dem Einsatz an schwachen Decken.
- Flush-Zubehör. Es ermöglicht den Einsatz an der Wand- oder Deckenkante.
- CAN-Zubehör. Es vereinfacht den Einsatz an Betondecken. Das Zubehör muss zur Verfügung stehen, bevor die Betondecke gebaut wird.
- Farbefilter.

In order to increase the performances of the Light Sniper family, the following accessories are available:
- Accessory for ceiling protection. Recommended for delicate ceiling installation.
- “Flush” accessory, which allows a flush installation with the ceiling or wall.
- CAN accessory for installation in concrete. It facilitates installation on concrete ceilings. It is necessary to obtain and to install the accessory prior to the concrete ceiling.
- Color filters.

Runder Rahmen für Deckenanbau.

Flush ceiling round frame accessory.



08.8239.00B

Viereckiger Rahmen für Deckenanbau.

Flush ceiling square frame accessory.



08.8240.00B

Schutzzubehör für Deckeneinsatz.

Ceiling protector accessory.



1 Unit
08.8243.00
10 Units
08.8243.00.1U
50 Units
08.8243.00.5U

Einbaukörper aus Beton.

Concrete instalation can.



08.8250.00

Schutzzubehör für Deckeneinsatz.

Ceiling protector accessory.



Round
08.8229.30A



Square
08.8222.30A

Elliptische linse
Elliptical lens



08.8041.68

Honeycomb
Honeycomb



08.8412.14

UT DOWNLIGHT

DESIGNED BY FLOS ARCHITECTURAL

TRIM / NO TRIM
Ø57



LIGHT SOURCE
LED ARRAY
18W
2000 lm
3000K/CRI 80
1600 lm
3000K/CRI 90
4000K/CRI 90

TRIM / NO TRIM
Ø86



LIGHT SOURCE
LED ARRAY
HIGH
PERFORMANCES
27W
3214 lm
3000K/CRI 80
2656 lm
3000K/CRI 90
2767 lm
4000K/CRI 90

☐ 30 Weiss
30 White



■ 14 Schwarz
14 Black



Drehbar um 360° und schwenkbar 90°.
Can be rotated 360° and swivelled 90°.

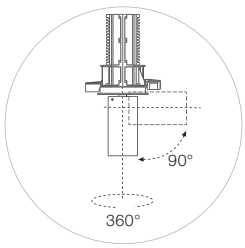

Produktbeschreibung
Innenleuchte für den Einbau mit Lichtquellen mit leistungsstarker LED-Technologie sowie DALI- und Nicht-DALI-Versionen.
Die Produktreihe ist ein zwei Größen (Ø57 und Ø86) erhältlich.
In der oberen Position fungiert sie als Downlight, in der unteren Position als schwenkbarer Strahler. Der optische Körper der Leuchte besteht aus Aluminium, das unter hohem Druck eingespritzt wird und in Pulverlackierung in Weiß oder Schwarz ausgeführt ist.
Fern-Netzteil im Lieferumfang enthalten.

Betriebsgerät
Netzteil für konstante Stromzufuhr mit oder ohne DALI-Steuerung 220-240V eingeschlossen.

Zubehör
- Querabschirmung, elliptische Linse, Fluterlinse und Honeycomb verfügbar.
- Installationsrahmen.

Zusatzinformationen
Schutzgrad IP20.
Schutzklasse II.
Auf normal entflammbaren Oberflächen einsetzbar.

Qualitätszeichen
Das Gerät entspricht der europäischen technischen Norm EN60598-1 und den entsprechenden Zusatzregelungen.

Description
Interior lighting for embedded installation with high power LED technology light sources, in Dali and Non Dali versions.
The family is available in two sizes (Ø57 and Ø86).
In an upper position it functions as a downlight, and in a lower position it functions as a swivelling projector.
The optical body of the luminaire is manufactured in high-pressure die-cast aluminium, finished in black or white powder paint.
Remote power kit included.

Power Supply
Not dimmable or dimmable Dali 220-240V, constant current, power supply included.

Accessories
- Screening crosspiece, elliptical lens, flood lens and Honeycomb.
- No Trim installation frame.

Additional Information
IP20 protection grade.
Insulation class II.
Suitable for installation on normally inflammable surfaces.

Standard Compliance and Quality Marks
EN60598-1 European Technical Standards and any subsequent additions.

Trim

No Trim

Ut Downlight Trim Ø57

Light Source: LED Array 18W - 2000 lm - 3000K/CRI 80 / 18W - 1600 lm - 3000K/CRI 90 / 18W - 1600 lm - 4000K/CRI 90



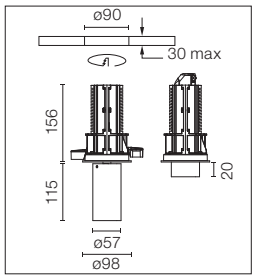



LED Einbauleuchte. Fernnetzgerät mit 220-240V, 50-60Hz inbegriffen.

Recessed luminaire with LED light source. 220-240V, 50-60Hz remote power supply included.

3000K - CRI 80

Non Dimmable
- ☐ 09.4510.30A
- ■ 09.4510.14A

Dali Version
- ☐ 09.4510.30ADA
- ■ 09.4510.14ADA

11° SPOT

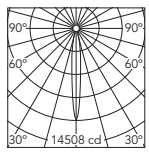

Luminous flux luminaire 1295 lm

Beam Angle: 11°

h(m)	E(lx)	D(m)
1	14508	0.19
2	3627	0.39
3	1612	0.58
4	907	0.77
5	580	0.97

4000K - CRI 90

Non Dimmable
- ☐ 09.4516.30A
- ■ 09.4516.14A

Dali Version
- ☐ 09.4516.30ADA
- ■ 09.4516.14ADA

11° SPOT

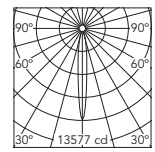

Luminous flux luminaire 1212 lm

Beam Angle: 11°

h(m)	E(lx)	D(m)
1	13577	0.19
2	3394	0.39
3	1509	0.58
4	849	0.77
5	543	0.97

3000K - CRI 90

Non Dimmable
- ☐ 09.4513.30A
- ■ 09.4513.14A

Dali Version
- ☐ 09.4513.30ADA
- ■ 09.4513.14ADA

11° SPOT

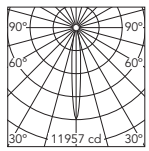

Luminous flux luminaire 1067 lm

Beam Angle: 11°

h(m)	E(lx)	D(m)
1	11957	0.19
2	2989	0.39
3	1329	0.58
4	747	0.77
5	478	0.97

3000K - CRI 80

Non Dimmable
- ☐ 09.4511.30A
- ■ 09.4511.14A

Dali Version
- ☐ 09.4511.30ADA
- ■ 09.4511.14ADA

21° MEDIUM

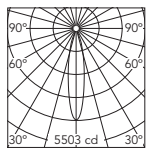

Luminous flux luminaire 981 lm

Beam Angle: 21°

h(m)	E(lx)	D(m)
1	5503	0.36
2	1376	0.72
3	611	1.09
4	344	1.45
5	220	1.81

4000K - CRI 90

Non Dimmable
- ☐ 09.4517.30A
- ■ 09.4517.14A

Dali Version
- ☐ 09.4517.30ADA
- ■ 09.4517.14ADA

21° MEDIUM

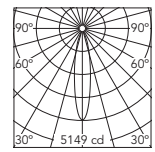

Luminous flux luminaire 918 lm

Beam Angle: 21°

h(m)	E(lx)	D(m)
1	5149	0.36
2	1287	0.72
3	572	1.09
4	322	1.45
5	206	1.81

3000K - CRI 90

Non Dimmable
- ☐ 09.4514.30A
- ■ 09.4514.14A

Dali Version
- ☐ 09.4514.30ADA
- ■ 09.4514.14ADA

21° MEDIUM

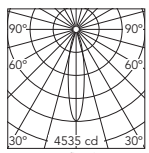

Luminous flux luminaire 808 lm

Beam Angle: 21°

h(m)	E(lx)	D(m)
1	4535	0.36
2	1134	0.72
3	504	1.09
4	283	1.45
5	181	1.81

3000K - CRI 80

Non Dimmable
- ☐ 09.4512.30A
- ■ 09.4512.14A

Dali Version
- ☐ 09.4512.30ADA
- ■ 09.4512.14ADA

43° FLOOD

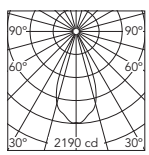

Luminous flux luminaire 995 lm

Beam Angle: 43°

h(m)	E(lx)	D(m)
1	2190	0.79
2	548	1.58
3	243	2.37
4	137	3.16
5	88	3.95

4000K - CRI 90

Non Dimmable
- ☐ 09.4518.30A
- ■ 09.4518.14A

Dali Version
- ☐ 09.4518.30ADA
- ■ 09.4518.14ADA

43° FLOOD

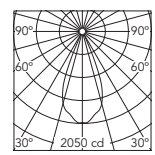

Luminous flux luminaire 932 lm

Beam Angle: 43°

h(m)	E(lx)	D(m)
1	2050	0.79
2	512	1.58
3	228	2.37
4	128	3.16
5	82	3.95

3000K - CRI 90

Non Dimmable
- ☐ 09.4515.30A
- ■ 09.4515.14A

Dali Version
- ☐ 09.4515.30ADA
- ■ 09.4515.14ADA

43° FLOOD

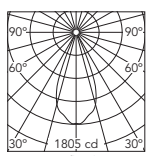

Luminous flux luminaire 820 lm

Beam Angle: 43°

h(m)	E(lx)	D(m)
1	1805	0.79
2	451	1.58
3	201	2.37
4	113	3.16
5	72	3.95

Ut Downlight No Trim Ø57

Light Source: LED Array 18W - 2000 lm - 3000K/CRI 80 / 18W - 1600 lm - 3000K/CRI 90 / 18W - 1600 lm - 4000K/CRI 90



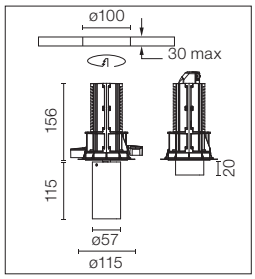



LED Einbauleuchte. Fernnetzgerät mit 220-240V, 50-60Hz inbegriffen.

Der Rahmen für das Einbaugehäuse ist getrennt zu bestellen.

Recessed luminaire with LED light source. 220-240V, 50-60Hz remote power supply included.

Pre-installation frame must be ordered separately.

3000K - CRI 80

Non Dimmable
- ☐ 09.4519.30A
- ■ 09.4519.14A

Dali Version
- ☐ 09.4519.30ADA
- ■ 09.4519.14ADA

11° SPOT

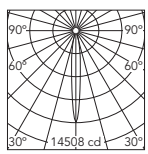

Luminous flux luminaire 1295 lm

Beam Angle:	11°
h(m)	E(lx)	D(m)
1	14508	0.19
2	3627	0.39
3	1612	0.58
4	907	0.77
5	580	0.97

3000K - CRI 90

Non Dimmable
- ☐ 09.4522.30A
- ■ 09.4522.14A

Dali Version
- ☐ 09.4522.30ADA
- ■ 09.4522.14ADA

11° SPOT

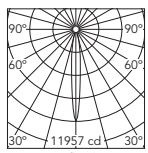

Luminous flux luminaire 1067 lm

Beam Angle:	11°
h(m)	E(lx)	D(m)
1	11957	0.19
2	2989	0.39
3	1329	0.58
4	747	0.77
5	478	0.97

4000K - CRI 90

Non Dimmable
- ☐ 09.4525.30A
- ■ 09.4525.14A

Dali Version
- ☐ 09.4525.30ADA
- ■ 09.4525.14ADA

11° SPOT

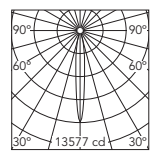

Luminous flux luminaire 1212 lm

Beam Angle:	11°
h(m)	E(lx)	D(m)
1	13577	0.19
2	3394	0.39
3	1509	0.58
4	849	0.77
5	543	0.97

3000K - CRI 80

Non Dimmable
- ☐ 09.4520.30A
- ■ 09.4520.14A

Dali Version
- ☐ 09.4520.30ADA
- ■ 09.4520.14ADA

21° MEDIUM

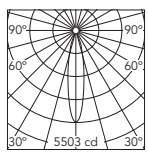

Luminous flux luminaire 981 lm

Beam Angle:	21°
h(m)	E(lx)	D(m)
1	5503	0.36
2	1376	0.72
3	611	1.09
4	344	1.45
5	220	1.81

3000K - CRI 90

Non Dimmable
- ☐ 09.4523.30A
- ■ 09.4523.14A

Dali Version
- ☐ 09.4523.30ADA
- ■ 09.4523.14ADA

21° MEDIUM

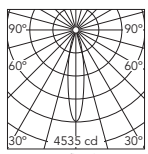

Luminous flux luminaire 808 lm

Beam Angle:	21°
h(m)	E(lx)	D(m)
1	4535	0.36
2	1134	0.72
3	504	1.09
4	283	1.45
5	181	1.81

4000K - CRI 90

Non Dimmable
- ☐ 09.4526.30A
- ■ 09.4526.14A

Dali Version
- ☐ 09.4526.30ADA
- ■ 09.4526.14ADA

21° MEDIUM

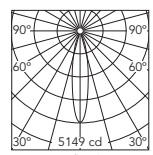

Luminous flux luminaire 918 lm

Beam Angle:	21°
h(m)	E(lx)	D(m)
1	5149	0.36
2	1287	0.72
3	572	1.09
4	322	1.45
5	206	1.81

3000K - CRI 80

Non Dimmable
- ☐ 09.4521.30A
- ■ 09.4521.14A

Dali Version
- ☐ 09.4521.30ADA
- ■ 09.4521.14ADA

43° FLOOD

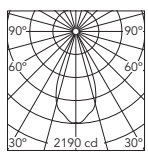

Luminous flux luminaire 995 lm

Beam Angle:	43°
h(m)	E(lx)	D(m)
1	2190	0.79
2	548	1.58
3	243	2.37
4	137	3.16
5	88	3.95

3000K - CRI 90

Non Dimmable
- ☐ 09.4524.30A
- ■ 09.4524.14A

Dali Version
- ☐ 09.4524.30ADA
- ■ 09.4524.14ADA

43° FLOOD

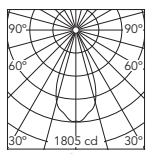

Luminous flux luminaire 820 lm

Beam Angle:	43°
h(m)	E(lx)	D(m)
1	1805	0.79
2	451	1.58
3	201	2.37
4	113	3.16
5	72	3.95

4000K - CRI 90

Non Dimmable
- ☐ 09.4527.30A
- ■ 09.4527.14A

Dali Version
- ☐ 09.4527.30ADA
- ■ 09.4527.14ADA

43° FLOOD

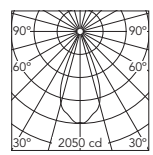

Luminous flux luminaire 932 lm

Beam Angle:	43°
h(m)	E(lx)	D(m)
1	2050	0.79
2	512	1.58
3	228	2.37
4	128	3.16
5	82	3.95

Ut Downlight Trim Ø86

Light Source: LED Array High Performances 27W - 3214 lm - 3000K/CRI 80 / 27W - 2656 lm - 3000K/CRI 90 / 27W - 2767 lm - 4000K/CRI 90



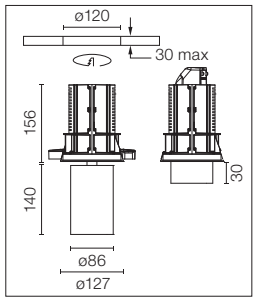



LED Einbauleuchte. Fernnetzgerät mit 220-240V, 50-60Hz inbegriffen.

Recessed luminaire with LED light source. 220-240V, 50-60Hz remote power supply included.

3000K - CRI 80

Non Dimmable

- 09.4910.30A
- 09.4910.14A

Dali Version

- 09.4910.30ADA
- 09.4910.14ADA

12° SPOT

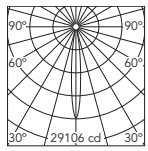

Luminous flux luminaire 2259 lm

Beam Angle: 12°

h(m)	E(lx)	D(m)
1	29106	0.21
2	7277	0.41
3	3234	0.62
4	1819	0.82
5	1164	1.03

4000K - CRI 90

Non Dimmable

- 09.4916.30A
- 09.4916.14A

Dali Version

- 09.4916.30ADA
- 09.4916.14ADA

12° SPOT

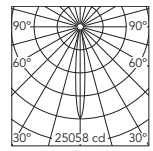

Luminous flux luminaire 1945 lm

Beam Angle: 12°

h(m)	E(lx)	D(m)
1	25058	0.21
2	6265	0.41
3	2784	0.62
4	1566	0.82
5	1002	1.03

3000K - CRI 90

Non Dimmable

- 09.4913.30A
- 09.4913.14A

Dali Version

- 09.4913.30ADA
- 09.4913.14ADA

12° SPOT

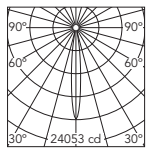

Luminous flux luminaire 1867 lm

Beam Angle: 12°

h(m)	E(lx)	D(m)
1	24053	0.21
2	6013	0.41
3	2673	0.62
4	1503	0.82
5	962	1.03

3000K - CRI 80

Non Dimmable

- 09.4911.30A
- 09.4911.14A

Dali Version

- 09.4911.30ADA
- 09.4911.14ADA

24° MEDIUM

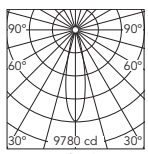

Luminous flux luminaire 2155 lm

Beam Angle: 24°

h(m)	E(lx)	D(m)
1	9780	0.43
2	2445	0.86
3	1087	1.28
4	611	1.71
5	391	2.14

4000K - CRI 90

Non Dimmable

- 09.4917.30A
- 09.4917.14A

Dali Version

- 09.4917.30ADA
- 09.4917.14ADA

24° MEDIUM

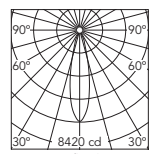

Luminous flux luminaire 1855 lm

Beam Angle: 24°

h(m)	E(lx)	D(m)
1	8420	0.43
2	2105	0.86
3	936	1.28
4	526	1.71
5	337	2.14

3000K - CRI 90

Non Dimmable

- 09.4914.30A
- 09.4914.14A

Dali Version

- 09.4914.30ADA
- 09.4914.14ADA

24° MEDIUM

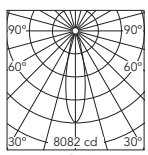

Luminous flux luminaire 1781 lm

Beam Angle: 24°

h(m)	E(lx)	D(m)
1	8082	0.43
2	2020	0.86
3	898	1.28
4	505	1.71
5	323	2.14

3000K - CRI 80

Non Dimmable

- 09.4912.30A
- 09.4912.14A

Dali Version

- 09.4912.30ADA
- 09.4912.14ADA

37° FLOOD

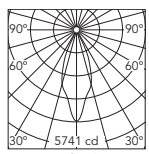

Luminous flux luminaire 2053 lm

Beam Angle: 37°

h(m)	E(lx)	D(m)
1	5741	0.67
2	1435	1.34
3	638	2.01
4	359	2.69
5	230	3.36

4000K - CRI 90

Non Dimmable

- 09.4918.30A
- 09.4918.14A

Dali Version

- 09.4918.30ADA
- 09.4918.14ADA

37° FLOOD

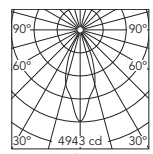

Luminous flux luminaire 1768 lm

Beam Angle: 37°

h(m)	E(lx)	D(m)
1	4943	0.67
2	1236	1.34
3	549	2.01
4	309	2.69
5	198	3.36

3000K - CRI 90

Non Dimmable

- 09.4915.30A
- 09.4915.14A

Dali Version

- 09.4915.30ADA
- 09.4915.14ADA

37° FLOOD

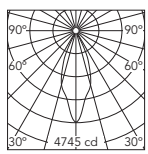

Luminous flux luminaire 1697 lm

Beam Angle: 37°

h(m)	E(lx)	D(m)
1	4745	0.67
2	1186	1.34
3	527	2.01
4	297	2.69
5	190	3.36

Ut Downlight No Trim Ø86

Light Source: LED Array High Performances 27W - 3214 lm - 3000K/CRI 80 / 27W - 2656 lm - 3000K/CRI 90 / 27W - 2767 lm - 4000K/CRI 90



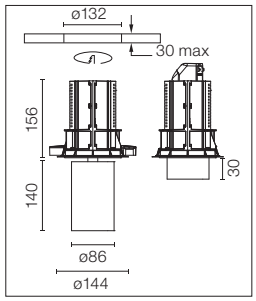



LED Einbauleuchte. Fernnetzgerät mit 220-240V, 50-60Hz inbegriffen.

Der Rahmen für das Einbaugehäuse ist getrennt zu bestellen.

Recessed luminaire with LED light source. 220-240V, 50-60Hz remote power supply included.

Pre-installation frame must be ordered separately.

3000K - CRI 80

Non Dimmable

09.4919.30A

09.4919.14A

Dali Version

09.4919.30ADA

09.4919.14ADA

12° SPOT

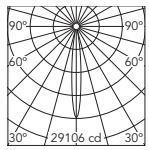

Luminous flux luminaire 2259 lm

Beam Angle: 12°

h(m)	E(lx)	D(m)
1	29106	0.21
2	7277	0.41
3	3234	0.62
4	1819	0.82
5	1164	1.03

4000K - CRI 90

Non Dimmable

09.4925.30A

09.4925.14A

Dali Version

09.4925.30ADA

09.4925.14ADA

12° SPOT

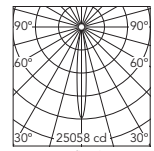

Luminous flux luminaire 1945 lm

Beam Angle: 12°

h(m)	E(lx)	D(m)
1	25058	0.21
2	6265	0.41
3	2784	0.62
4	1566	0.82
5	1002	1.03

3000K - CRI 90

Non Dimmable

09.4922.30A

09.4922.14A

Dali Version

09.4922.30ADA

09.4922.14ADA

12° SPOT

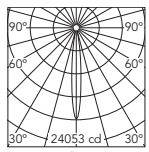

Luminous flux luminaire 1867 lm

Beam Angle: 12°

h(m)	E(lx)	D(m)
1	24053	0.21
2	6013	0.41
3	2673	0.62
4	1503	0.82
5	962	1.03

3000K - CRI 80

Non Dimmable

09.4920.30A

09.4920.14A

Dali Version

09.4920.30ADA

09.4920.14ADA

24° MEDIUM

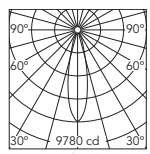

Luminous flux luminaire 2155 lm

Beam Angle: 24°

h(m)	E(lx)	D(m)
1	9780	0.43
2	2445	0.86
3	1087	1.28
4	611	1.71
5	391	2.14

4000K - CRI 90

Non Dimmable

09.4926.30A

09.4926.14A

Dali Version

09.4926.30ADA

09.4926.14ADA

24° MEDIUM

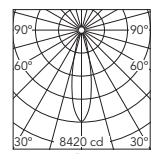

Luminous flux luminaire 1855 lm

Beam Angle: 24°

h(m)	E(lx)	D(m)
1	8420	0.43
2	2105	0.86
3	936	1.28
4	526	1.71
5	337	2.14

3000K - CRI 90

Non Dimmable

09.4923.30A

09.4923.14A

Dali Version

09.4923.30ADA

09.4923.14ADA

24° MEDIUM

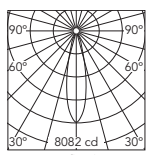

Luminous flux luminaire 1781 lm

Beam Angle: 24°

h(m)	E(lx)	D(m)
1	8082	0.43
2	2020	0.86
3	898	1.28
4	505	1.71
5	323	2.14

3000K - CRI 80

Non Dimmable

09.4921.30A

09.4921.14A

Dali Version

09.4921.30ADA

09.4921.14ADA

37° FLOOD

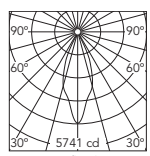

Luminous flux luminaire 2053 lm

Beam Angle: 37°

h(m)	E(lx)	D(m)
1	5741	0.67
2	1435	1.34
3	638	2.01
4	359	2.69
5	230	3.36

4000K - CRI 90

Non Dimmable

09.4927.30A

09.4927.14A

Dali Version

09.4927.30ADA

09.4927.14ADA

37° FLOOD

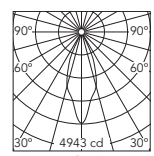

Luminous flux luminaire 1768 lm

Beam Angle: 37°

h(m)	E(lx)	D(m)
1	4943	0.67
2	1236	1.34
3	549	2.01
4	309	2.69
5	198	3.36

3000K - CRI 90

Non Dimmable

09.4924.30A

09.4924.14A

Dali Version

09.4924.30ADA

09.4924.14ADA

37° FLOOD

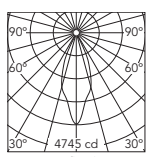

Luminous flux luminaire 1697 lm

Beam Angle: 37°

h(m)	E(lx)	D(m)
1	4745	0.67
2	1186	1.34
3	527	2.01
4	297	2.69
5	190	3.36

Zubehör / Accessories

Querabschirmung, Linsen und Honeycomb können ohne Befestigungszubehör direkt in den Leuchtenkopf eingesetzt werden.
UT Downlight Ø86: Honeycomb + Linse können gleichzeitig verwendet werden.

Screening crosspiece, lenses and Honeycomb directly installable on the head of the luminaire without needing any fastening accessory.
UT Downlight Ø86: Installation compatible with Honeycomb + Lense at the same time.

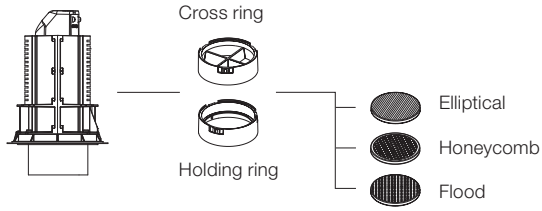

UT Downlight Ø57

Rahmen für Einbaugehäuse No Trim. Installation frame No Trim.		08.8994.30 08.8994.14
Querabschirmung Screening crosspiece		08.8429.00
Elliptische linse Elliptical lens		08.8431.00
Floodlinse Flood lens For Spot & Medium optics		08.8432.00
Honeycomb Honeycomb		08.8428.00
Konische Abschirmung Snoot shielding cone		08.0526.00

UT Downlight Ø86

Rahmen für Einbaugehäuse No Trim. Installation frame No Trim.		08.8995.30 08.8995.14
Haltering Holding ring		08.8410.00
Querabschirmung Screening crosspiece		08.8411.00
Elliptische linse Elliptical lens		08.8163.68
Floodlinse Flood lens For Spot & Medium optics		08.8175.68
Honeycomb Honeycomb		08.8495.14

LIGHT SUPPLY

DESIGNED BY FLOS ARCHITECTURAL

FIXED TRIM / NO TRIM	ADJUSTABLE TRIM / NO TRIM	WALL-WASHER TRIM / NO TRIM
		
		
LIGHT SOURCE PHOSPHOR LED 26W 2285 lm 3000K/CRI 98 28W 3000 lm 4000K/CRI 80	**LIGHT SOURCE** PHOSPHOR LED 26W 2285 lm 3000K/CRI 98 28W 3000 lm 4000K/CRI 80	**LIGHT SOURCE** PHOSPHOR LED 26W 2285 lm 3000K/CRI 98 28W 3000 lm 4000K/CRI 80
LIGHT SOURCE LED ARRAY HIGH PERFORMANCES 29W 3402 lm 3000K/CRI 80 2811 lm 3000K/CRI 90 2929 lm 4000K/CRI 90	**LIGHT SOURCE** LED ARRAY HIGH PERFORMANCES 30,1W 3402 lm 3000K/CRI 80 2811 lm 3000K/CRI 90 2929 lm 4000K/CRI 90	**LIGHT SOURCE** LED ARRAY HIGH PERFORMANCES 33,2W 3770 lm 3000K/CRI 80 3116 lm 3000K/CRI 90 3246 lm 4000K/CRI 90

Light Supply Adjustable

☐ 40 Weiss
40 White



■ 14 Schwarz
14 Black



Light Supply Fixed & Wall-Washer Trim

Außenring / External Ring	☐ Weiss White		■ Schwarz Black	
Reflektor / Reflector	▨ Aluminium Aluminium	☐ Weiss White	▨ Aluminium Aluminium	☐ Weiss White
				

Drehbar um 365° und schwenkbar 35°.
Can be rotated 365° and swivelled 35°.

Light Supply Adjustable

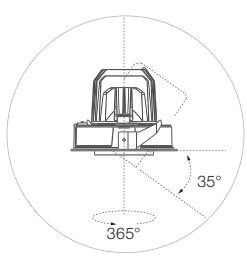

Produktbeschreibung
Neue Downlight-Familie, konzipiert für maximalen Lichtfluss in kompaktem Design. 165 mm Durchmesser bieten dank LED-Modulen modernster Technologie bis zu 3000 lm.
Erhältlich in fester, verstellbarer und Wandfluter-Ausführung.
Die verstellbare Ausführung besitzt eine demontierbare zylinderförmige Optikhalterung, die sich einfach aus der Leuchte herausdrehen lässt, so dass die Elektronik voll zugänglich ist und das verfügbare technische Zubehör installiert werden kann.
Weiteres Zubehör in Form von Strahlern mit Spot-, Medium- und Fluter-Optik ermöglicht höchste Flexibilität und nachträgliche Optimierung der Installation, so dass eine veränderte Lichtstrahldimensionierung möglich ist, ohne dass dazu die Halterung von der Decke entfernt werden muss.
Alle No Trim Versionen können in einen Standard-Vormontagerahmen aus Metall oder zum vollkommenen Einbau in eine Gipskartondecke in eine Soft Technology Montageplatte eingebaut werden.

Reflektoren
Durchgehend Reinaluminium mit Spiegel-Finish.
Symmetrischer Rundspot: Medium und Fluter für die verstellbare Ausführung, Fluter für die feste Ausführung.

Einspeisung
Kabel enthalten, bereit für Anschluss an mitgelieferte Fernansteuerung.
Versionen ohne Ansteuerung und 1-10V Dimmausführung auf Wunsch erhältlich.

Zubehör
Für verstellbare Ausführung:
- Elliptische Verteilerlinse.
- Honeycomb.
-Austauschreflektor für Spot-, Medium- und Fluteroptikausführung.
Für alle No Trim Ausführungen:
- Vormontagerahmen oder Soft Architecture Montageplatte für verstellbare Ausführung.

Zusatzinformationen
Bei den ausrichtbaren Ausführungen: Schwenkwinkel 35° und Drehwinkel 365°.
Schutzgrad IP23, IP44 je nach Modell.
Schutzklasse II.

Qualitätszeichen
Das Gerät entspricht der europäischen technischen Norm EN60598-1 und den entsprechenden Zusatzregelungen.

Description
New downlight family developed to get a maximum flux in a compact design. 165mm diameter offering up to 3000 lm thanks to latest technology LED modules.
Available in fixed, adjustable and wall-washer version.
Adjustable version features a dismountable optic support cylinder, to be easily unscrewed from the luminaire, in order to completely access the electronic and to install the professional accessories available.
To offer maximum flexibility and installation evolution in time, reflector of spot, medium and flood optic are also available as accessories, to change the light beam dimension without even needing to dismount the fixture from the ceiling.
All Light Supply No Trim versions can be mounted in a standard pre-installation metal frame or, for total integration in plasterboard ceiling, in a Soft Technology installation plate.

Reflectors
All super pure aluminum with specular finish. Circular roto symmetrical spot, medium and flood for the adjustable version, flood for the fixed version.

Power Supply
Cabling included, ready to be powered by included remote driver.
Versions without driver and 1-10V dimmable available on request.

Accessories
For adjustable version:
- Elliptical distribution lens.
- Honeycomb.
- Spare part of spot, medium, flood optics reflectors.
For all No Trim versions:
- Pre-installation frame or Soft Architecture installation plate for adjustable version.

Additional Information
In the adjustable versions, 35° tilt and 365° rotation.
IP23, IP44 protection grade depending on the versions.
Insulation class II.

Standard Compliance and Quality Marks
EN60598-1 European Technical Standards and any subsequent additions.

Fixed / Adjustable / Wall-Washer Trim
Fixed No Trim
Adjustable No Trim
Wall-Washer No Trim



Die LED-Module mit Phosphor-LED erreichen dank der Remote-Phosphor-Technologie je nach Modell einen Farbwiedergabeindex von bis zu 98 und bieten die bestmögliche Lichtqualität und Wahrnehmung von Gegenständen und Raum.
Alle Versionen mit 3000 K sind auf Anfrage in der “Händlerversion“ erhältlich. Dieses Modell ist mit einem speziellen Phosphor-LED-Modul ausgerüstet, das die Lichtfrequenz einer Halogen-Metalldampflampe reproduziert und in puncto Energieeinsparung und Zuverlässigkeit die heutzutage üblichen Vorteile bietet.
Die innovative Lösung verbessert nicht nur die Farbwahrnehmung und die Darstellung von weißem Licht, sondern verringert auch die ultraviolette Strahlung, die für Kunstwerke schädlich ist, weshalb sie sich insbesondere für die kommerzielle Anwendung und die Nutzung in Museen eignet.
Die LED-Module der Modellreihe LED Array entsprechen dem neuesten Stand der Technik, der sich durch eine geringere Durchschnittstemperatur im elektronischen Betrieb auszeichnet. Dank dieser Eigenschaft kann die Lichtquelle, innerhalb der Sicherheitsparameter, mit einer höheren Leistung betrieben werden und einen 20 % größeren Lichtstrom erzeugen.

Thanks to remote-phosphor technology, the LED modules of the Phosphor LED version offer maximum quality light, the perception of objects and spaces, reaching chromatic reproduction indices of 98, depending on the version.
All the 3000K versions are available under request in the “Retail version”. This option has a special Phosphor LED module that, with all the advantages regarding energy saving and reliability available on the market, reproduces the frequency of the light of a metal halide lamp. This innovative solution improves the perception of colours and the representation of white, in addition to reducing the radiation of the violet spectrum, damaging to works of art, so, it is especially indicated for commercial and museum purposes.
The LED modules installed on the LED Array versions have cutting-edge technology that permit a lower average temperature in the electronics. Thanks to this feature, the luminaire can operate at a higher power inside the safety parameters, yet still offer 20% added luminous flux.

Light Supply Fixed Trim

Light Source: Phosphor LED 26W - 2285 lm - 3000K/CRI 98 / 28W - 3000 lm - 4000K/CRI 80



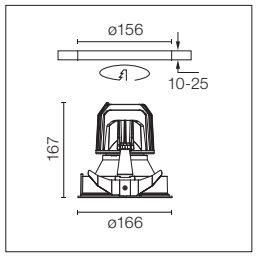

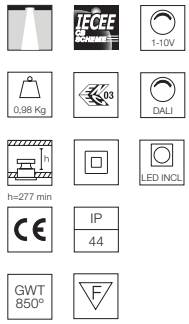

LED Einbauleuchte. Fernnetzgerät mit 220/240V im Lieferumfang enthalten.

E= Außenfarbe
I= Innenfarbe.

Recessed luminaire with LED light source. Remote 220/240V power supply included.

E= External Finish
I= Internal Finish.

Light Supply Fixed No Trim



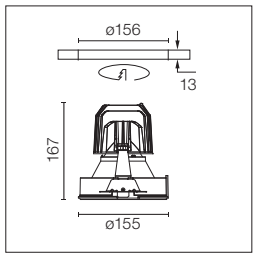

Vorinstallationsrahmen. Muss separat bestellt werden.

Pre-installation frame. To be ordered separately.

3000K - CRI 98

E I **Trim**
03.6611.3B
03.6611.3C
E I Dali Version/1-10V
03.6611.3B.DA
03.6611.3C.DA
E I
03.6611.1B
03.6611.1C
E I Dali Version/1-10V
03.6611.1B.DA
03.6611.1C.DA

No Trim
03.6626.40
03.6626.06
Dali Version/1-10V
03.6626.40.DA
03.6626.06.DA

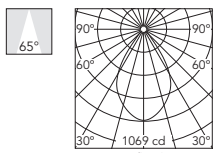

Luminous flux luminaire
1158 lm (EXTREME CUT OFF)
@White Reflector

Beam Angle: 65°

h(m)	E(lx)	D(m)
1	1069	1.27
2	267	2.54
3	119	3.80
4	67	5.07
5	43	6.34

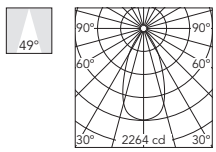

Luminous flux luminaire
1576 lm (EXTREME CUT OFF)
@Aluminium Reflector

Beam Angle: 49°

h(m)	E(lx)	D(m)
1	2264	0.91
2	566	1.81
3	252	2.72
4	142	3.63
5	91	4.54

4000K - CRI 80

E I **Trim**
03.6610.3B
03.6610.3C
E I Dali Version/1-10V
03.6610.3B.DA
03.6610.3C.DA
E I
03.6610.1B
03.6610.1C
E I Dali Version/1-10V
03.6610.1B.DA
03.6610.1C.DA

No Trim
03.6625.40
03.6625.06
Dali Version/1-10V
03.6625.40.DA
03.6625.06.DA

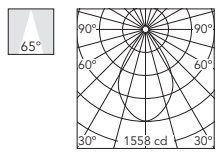

Luminous flux luminaire
1696 lm (EXTREME CUT OFF)
@White Reflector

Beam Angle: 65°

h(m)	E(lx)	D(m)
1	1558	1.27
2	390	2.55
3	173	3.82
4	97	5.10
5	62	6.37

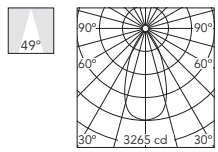

Luminous flux luminaire
2270 lm (EXTREME CUT OFF)
@Aluminium Reflector

Beam Angle: 49°

h(m)	E(lx)	D(m)
1	3265	0.91
2	816	1.81
3	363	2.72
4	204	3.62
5	131	4.53

Light Supply Adjustable Trim

Light Source: Phosphor LED 26W - 2285 lm - 3000K/CRI 98



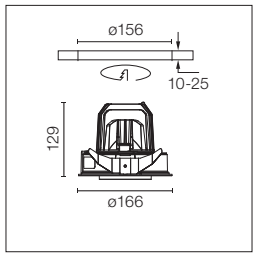

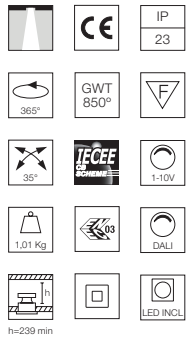

LED Einbauleuchte. Fernnetzgerät mit 220/240V im Lieferumfang enthalten.

Recessed luminaire with LED light source. Remote 220/240V power supply included.

Light Supply Adjustable No Trim



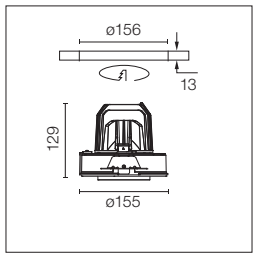

Vormontagerahmen oder Soft Architecture Montageplatte für No Trim Ausführung. Muss separat bestellt werden.

Pre-installation frame or Soft Architecture installation plate for No Trim installation. To be ordered separately.

3000K - CRI 98
Trim
- 03.6606.40
- 03.6606.14

Dali Version/1-10V
- 03.6606.40.DA
- 03.6606.14.DA

No Trim
- 03.6621.40
- 03.6621.14

Dali Version/1-10V
- 03.6621.40.DA
- 03.6621.14.DA

16° SPOT

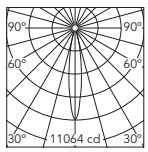

Luminous flux luminaire
1363 lm (EXTREME CUT OFF)

Beam Angle: 16°

h(m)	E(lx)	D(m)
1	11064	0.28
2	2766	0.56
3	1229	0.84
4	692	1.12
5	443	1.40

4000K - CRI 80
Trim
- 03.6603.40
- 03.6603.14

Dali Version/1-10V
- 03.6603.40.DA
- 03.6603.14.DA

No Trim
- 03.6618.40
- 03.6618.14

Dali Version/1-10V
- 03.6618.40.DA
- 03.6618.14.DA

16° SPOT

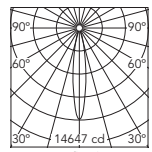

Luminous flux luminaire
1871 lm (EXTREME CUT OFF)

Beam Angle: 16°

h(m)	E(lx)	D(m)
1	14647	0.29
2	3662	0.58
3	1627	0.87
4	915	1.15
5	586	1.44

3000K - CRI 98
Trim
- 03.6607.40
- 03.6607.14

Dali Version/1-10V
- 03.6607.40.DA
- 03.6607.14.DA

No Trim
- 03.6622.40
- 03.6622.14

Dali Version/1-10V
- 03.6622.40.DA
- 03.6622.14.DA

24° MEDIUM

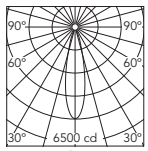

Luminous flux luminaire
1297 lm (EXTREME CUT OFF)

Beam Angle: 24°

h(m)	E(lx)	D(m)
1	6500	0.42
2	1625	0.84
3	722	1.27
4	406	1.69
5	260	2.11

4000K - CRI 80
Trim
- 03.6604.40
- 03.6604.14

Dali Version/1-10V
- 03.6604.40.DA
- 03.6604.14.DA

No Trim
- 03.6619.40
- 03.6619.14

Dali Version/1-10V
- 03.6619.40.DA
- 03.6619.14.DA

24° MEDIUM

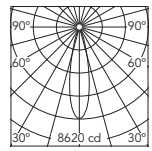

Luminous flux luminaire
1743 lm (EXTREME CUT OFF)

Beam Angle: 24°

h(m)	E(lx)	D(m)
1	8620	0.42
2	2155	0.85
3	958	1.27
4	539	1.70
5	345	2.12

3000K - CRI 98
Trim
- 03.6608.40
- 03.6608.14

Dali Version/1-10V
- 03.6608.40.DA
- 03.6608.14.DA

No Trim
- 03.6623.40
- 03.6623.14

Dali Version/1-10V
- 03.6623.40.DA
- 03.6623.14.DA

33° FLOOD

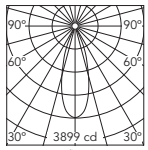

Luminous flux luminaire
1292 lm (EXTREME CUT OFF)

Beam Angle: 33°

h(m)	E(lx)	D(m)
1	3899	0.59
2	975	1.18
3	433	1.77
4	244	2.37
5	156	2.96

4000K - CRI 80
Trim
- 03.6605.40
- 03.6605.14

Dali Version/1-10V
- 03.6605.40.DA
- 03.6605.14.DA

No Trim
- 03.6620.40
- 03.6620.14

Dali Version/1-10V
- 03.6620.40.DA
- 03.6620.14.DA

33° FLOOD

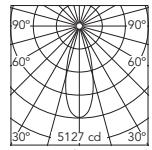

Luminous flux luminaire
1725 lm (EXTREME CUT OFF)

Beam Angle: 33°

h(m)	E(lx)	D(m)
1	5127	0.60
2	1282	1.19
3	570	1.79
4	320	2.39
5	205	2.99

Light Supply Wall-Washer Trim

Light Source: Phosphor LED 26W - 2285 lm - 3000K/CRI 98 / 28W - 3000 lm - 4000K/CRI 80



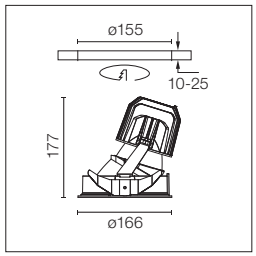

1-10V · 1,01 Kg · 03 · DALI · h=290 min · LED INCL · IP 44 · GWT 850°

LED Einbauleuchte. Fernnetzgerät mit 220/240V im Lieferumfang enthalten.

E= Außenfarbe
I= Innenfarbe.

Recessed luminaire with LED light source. Remote 220/240V power supply included.

E= External Finish
I= Internal Finish.

Light Supply Wall-Washer No Trim



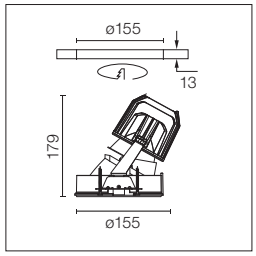

Vorinstallationsrahmen. Muss separat bestellt werden.

Pre-installation frame. To be ordered separately.

3000K - CRI 98

E I **Trim**
- 03.6614.3B
- 03.6614.3C

E I Dali Version/1-10V
- 03.6614.3B.DA
- 03.6614.3C.DA

E I
- 03.6614.1B
- 03.6614.1C

E I Dali Version/1-10V
- 03.6614.1B.DA
- 03.6614.1C.DA

No Trim
- 03.6629.40
- 03.6629.06

Dali Version/1-10V
- 03.6629.40.DA
- 03.6629.06.DA

38°

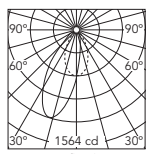

Luminous flux luminaire
1355 lm (EXTREME CUT OFF)
@White Reflector

Beam Angle: 38°

h(m)	E(lx)	D(m)
1	1564	0.77
2	391	1.55
3	174	2.32
4	98	3.09
5	63	3.86

35°

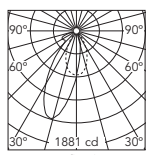

Luminous flux luminaire
1401 lm (EXTREME CUT OFF)
@Aluminium Reflector

Beam Angle: 35°

h(m)	E(lx)	D(m)
1	1881	0.71
2	470	1.41
3	209	2.12
4	118	2.83
5	75	3.53

4000K - CRI 80

E I **Trim**
- 03.6613.3B
- 03.6613.3C

E I Dali Version/1-10V
- 03.6613.3B.DA
- 03.6613.3C.DA

E I
- 03.6613.1B
- 03.6613.1C

E I Dali Version/1-10V
- 03.6613.1B.DA
- 03.6613.1C.DA

No Trim
- 03.6628.40
- 03.6628.06

Dali Version/1-10V
- 03.6628.40.DA
- 03.6628.06.DA

37°

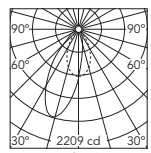

Luminous flux luminaire
1918 lm (EXTREME CUT OFF)
@White Reflector

Beam Angle: 37°

h(m)	E(lx)	D(m)
1	2209	0.76
2	552	1.53
3	245	2.29
4	138	3.06
5	88	3.82

35°

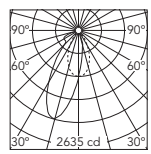

Luminous flux luminaire
1967 lm (EXTREME CUT OFF)
@Aluminium Reflector

Beam Angle: 35°

h(m)	E(lx)	D(m)
1	2635	0.70
2	659	1.40
3	293	2.10
4	165	2.79
5	105	3.49

Light Supply Fixed Trim

Light Source: LED Array High Performances 29W - 3402 lm - 3000K/CRI 80 / 29W - 2811 lm - 3000K/CRI 90 / 29W - 2929 lm - 4000K/CRI 90



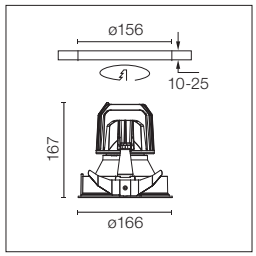

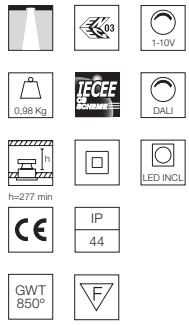

LED Einbauleuchte. Fernnetzgerät mit 220/240V im Lieferumfang enthalten.

E= Außenfarbe
I= Innenfarbe.

Recessed luminaire with LED light source. Remote 220/240V power supply included.

E= External Finish
I= Internal Finish.

Light Supply Fixed No Trim



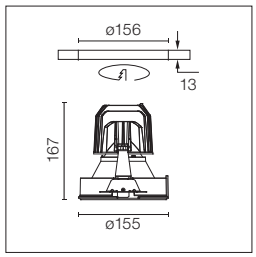

Vorinstallationsrahmen. Muss separat bestellt werden.

Pre-installation frame. To be ordered separately.

3000K - CRI 90

E I **Trim**
- 03.6811.3BA
- 03.6811.3CA

E I Dali Version/1-10V
- 03.6811.3BADA
- 03.6811.3CADA

E I
- 03.6811.1BA
- 03.6811.1CA

E I Dali Version/1-10V
- 03.6811.1BADA
- 03.6811.1CADA

No Trim
- 03.6826.40A
- 03.6826.06A

Dali Version/1-10V
- 03.6826.40ADA
- 03.6826.06ADA

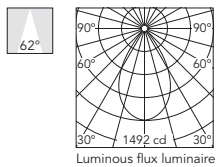

Luminous flux luminaire
1487 lm (EXTREME CUT OFF)
@White Reflector

Beam Angle: 62°

h(m)	E(lx)	D(m)
1	1492	1.19
2	373	2.39
3	166	3.58
4	93	4.77
5	60	5.97

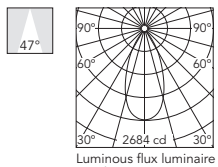

Luminous flux luminaire
1755 lm (EXTREME CUT OFF)
@Aluminium Reflector

Beam Angle: 47°

h(m)	E(lx)	D(m)
1	2684	0.86
2	671	1.73
3	298	2.59
4	168	3.46
5	107	4.32

3000K - CRI 80

E I **Trim**
- 03.6809.3BA
- 03.6809.3CA

E I Dali Version/1-10V
- 03.6809.3BADA
- 03.6809.3CADA

E I
- 03.6809.1BA
- 03.6809.1CA

E I Dali Version/1-10V
- 03.6809.1BADA
- 03.6809.1CADA

No Trim
- 03.6824.40A
- 03.6824.06A

Dali Version/1-10V
- 03.6824.40ADA
- 03.6824.06ADA

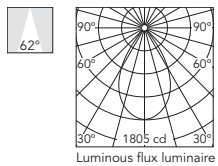

Luminous flux luminaire
1799 lm (EXTREME CUT OFF)
@White Reflector

Beam Angle: 62°

h(m)	E(lx)	D(m)
1	1805	1.19
2	451	2.39
3	201	3.58
4	113	4.77
5	72	5.97

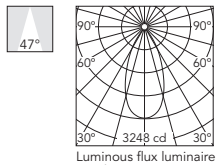

Luminous flux luminaire
2123 lm (EXTREME CUT OFF)
@Aluminium Reflector

Beam Angle: 47°

h(m)	E(lx)	D(m)
1	3248	0.86
2	812	1.73
3	361	2.59
4	203	3.46
5	130	4.32

4000K - CRI 90

E I **Trim**
- 03.6810.3BA
- 03.6810.3CA

E I Dali Version/1-10V
- 03.6810.3BADA
- 03.6810.3CADA

E I
- 03.6810.1BA
- 03.6810.1CA

E I Dali Version/1-10V
- 03.6810.1BADA
- 03.6810.1CADA

No Trim
- 03.6825.40A
- 03.6825.06A

Dali Version/1-10V
- 03.6825.40ADA
- 03.6825.06ADA

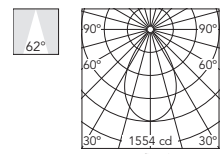

Luminous flux luminaire
1549 lm (EXTREME CUT OFF)
@White Reflector

Beam Angle: 62°

h(m)	E(lx)	D(m)
1	1554	1.19
2	389	2.39
3	173	3.58
4	97	4.77
5	62	5.97

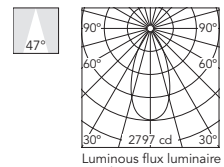

Luminous flux luminaire
1828 lm (EXTREME CUT OFF)
@Aluminium Reflector

Beam Angle: 47°

h(m)	E(lx)	D(m)
1	2797	0.86
2	699	1.73
3	311	2.59
4	175	3.46
5	112	4.32

Light Supply Adjustable Trim

Light Source: LED Array High Performances 30,1W - 2811 lm - 3000K/CRI 90 / 30,1W - 2929 lm - 4000K/CRI 90



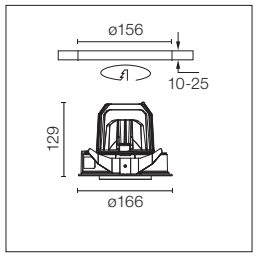



LED Einbauleuchte. Fernnetzgerät mit 220/240V im Lieferumfang enthalten.

Recessed luminaire with LED light source. Remote 220/240V power supply included.

Light Supply Adjustable No Trim



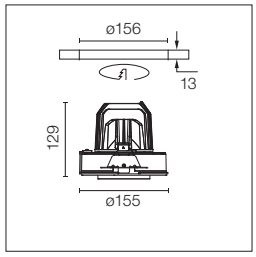

Vormontagerahmen oder Soft Architecture Montageplatte für No Trim Ausführung. Muss separat bestellt werden.

Pre-installation frame or Soft Architecture installation plate for No Trim installation. To be ordered separately.

3000K - CRI 90
Trim
- ☐ 03.6806.40A
- ■ 03.6806.14A

Dali Version/1-10V
- ☐ 03.6806.40ADA
- ■ 03.6806.14ADA

No Trim
- ☐ 03.6821.40A
- ■ 03.6821.14A

Dali Version/1-10V
- ☐ 03.6821.40ADA
- ■ 03.6821.14ADA

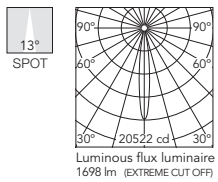

Luminous flux luminaire
1698 lm (EXTREME CUT OFF)

Beam Angle:	13°	
h(m)	E(lx)	D(m)
1	20522	0.23
2	5131	0.46
3	2280	0.69
4	1283	0.92
5	821	1.15

4000K - CRI 90
Trim
- ☐ 03.6803.40A
- ■ 03.6803.14A

Dali Version/1-10V
- ☐ 03.6803.40ADA
- ■ 03.6803.14ADA

No Trim
- ☐ 03.6818.40A
- ■ 03.6818.14A

Dali Version/1-10V
- ☐ 03.6818.40ADA
- ■ 03.6818.14ADA

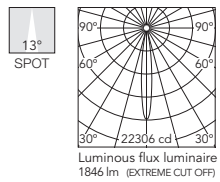

Luminous flux luminaire
1846 lm (EXTREME CUT OFF)

Beam Angle:	13°	
h(m)	E(lx)	D(m)
1	22306	0.23
2	5576	0.46
3	2478	0.69
4	1394	0.92
5	892	1.15

3000K - CRI 90
Trim
- ☐ 03.6807.40A
- ■ 03.6807.14A

Dali Version/1-10V
- ☐ 03.6807.40ADA
- ■ 03.6807.14ADA

No Trim
- ☐ 03.6822.40A
- ■ 03.6822.14A

Dali Version/1-10V
- ☐ 03.6822.40ADA
- ■ 03.6822.14ADA

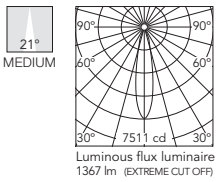

Luminous flux luminaire
1367 lm (EXTREME CUT OFF)

Beam Angle:	21°	
h(m)	E(lx)	D(m)
1	7511	0.37
2	1878	0.75
3	835	1.12
4	469	1.49
5	300	1.87

4000K - CRI 90
Trim
- ☐ 03.6804.40A
- ■ 03.6804.14A

Dali Version/1-10V
- ☐ 03.6804.40ADA
- ■ 03.6804.14ADA

No Trim
- ☐ 03.6819.40A
- ■ 03.6819.14A

Dali Version/1-10V
- ☐ 03.6819.40ADA
- ■ 03.6819.14ADA

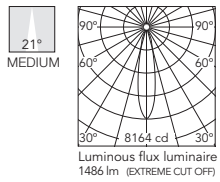

Luminous flux luminaire
1486 lm (EXTREME CUT OFF)

Beam Angle:	21°	
h(m)	E(lx)	D(m)
1	8164	0.37
2	2041	0.75
3	907	1.12
4	510	1.49
5	327	1.87

3000K - CRI 90
Trim
- ☐ 03.6808.40A
- ■ 03.6808.14A

Dali Version/1-10V
- ☐ 03.6808.40ADA
- ■ 03.6808.14ADA

No Trim
- ☐ 03.6823.40A
- ■ 03.6823.14A

Dali Version/1-10V
- ☐ 03.6823.40ADA
- ■ 03.6823.14ADA

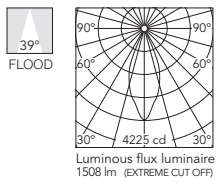

Luminous flux luminaire
1508 lm (EXTREME CUT OFF)

Beam Angle:	39°	
h(m)	E(lx)	D(m)
1	4225	0.71
2	1056	1.42
3	469	2.14
4	264	2.85
5	169	3.56

4000K - CRI 90
Trim
- ☐ 03.6805.40A
- ■ 03.6805.14A

Dali Version/1-10V
- ☐ 03.6805.40ADA
- ■ 03.6805.14ADA

No Trim
- ☐ 03.6820.40A
- ■ 03.6820.14A

Dali Version/1-10V
- ☐ 03.6820.40ADA
- ■ 03.6820.14ADA

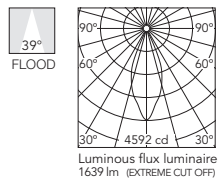

Luminous flux luminaire
1639 lm (EXTREME CUT OFF)

Beam Angle:	39°	
h(m)	E(lx)	D(m)
1	4592	0.71
2	1148	1.42
3	510	2.14
4	287	2.85
5	184	3.56

Light Supply Adjustable Trim

Light Source: LED Array High Performances 30,1W - 3402 lm - 3000K CRI 80



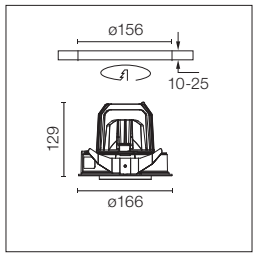

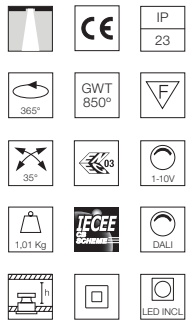

LED Einbauleuchte. Fernnetzgerät mit 220/240V im Lieferumfang enthalten.

Recessed luminaire with LED light source. Remote 220/240V power supply included.

Light Supply Adjustable No Trim



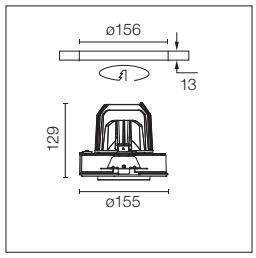

Vormontagerahmen oder Soft Architecture Montageplatte für No Trim Ausführung. Muss separat bestellt werden.

Pre-installation frame or Soft Architecture installation plate for No Trim installation. To be ordered separately.

3000K - CRI 80
Trim
- 03.6800.40A
- 03.6800.14A

Dali Version/1-10V
- 03.6800.40ADA
- 03.6800.14ADA

No Trim
- 03.6815.40A
- 03.6815.14A

Dali Version/1-10V
- 03.6815.40ADA
- 03.6815.14ADA



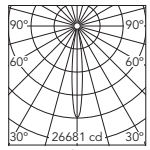

Luminous flux luminaire
2208 lm (EXTREME CUT OFF)

Beam Angle: 13°

h(m)	E(lx)	D(m)
1	26681	0.23
2	6670	0.46
3	2965	0.69
4	1668	0.92
5	1067	1.15

3000K - CRI 80
Trim
- 03.6801.40A
- 03.6801.14A

Dali Version/1-10V
- 03.6801.40ADA
- 03.6801.14ADA

No Trim
- 03.6816.40A
- 03.6816.14A

Dali Version/1-10V
- 03.6816.40ADA
- 03.6816.14.ADA



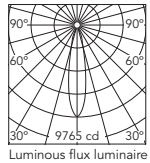

Luminous flux luminaire
1777 lm (EXTREME CUT OFF)

Beam Angle: 21°

h(m)	E(lx)	D(m)
1	9765	0.37
2	2441	0.75
3	1085	1.12
4	610	1.49
5	391	1.87

3000K - CRI 80
Trim
- 03.6802.40A
- 03.6802.14A

Dali Version/1-10V
- 03.6802.40ADA
- 03.6802.14ADA

No Trim
- 03.6817.40A
- 03.6817.14A

Dali Version/1-10V
- 03.6817.40ADA
- 03.6817.14ADA



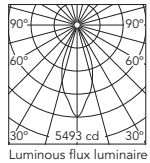

Luminous flux luminaire
1960 lm (EXTREME CUT OFF)

Beam Angle: 39°

h(m)	E(lx)	D(m)
1	5493	0.71
2	1373	1.42
3	610	2.14
4	343	2.85
5	220	3.56

Light Supply Wall-Washer Trim

Light Source: LED Array High Performances 33,2W - 3770 lm - 3000K/CRI 80 / 33,2W - 3116 lm - 3000K/CRI 90 / 33,2W - 3246 lm - 4000K/CRI 90



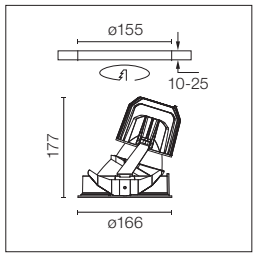

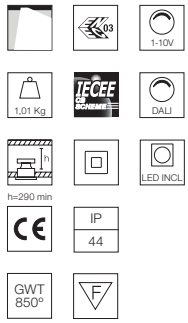

LED Einbauleuchte. Fernnetzgerät mit 220/240V im Lieferumfang enthalten.

E= Außenfarbe
I= Innenfarbe.

Recessed luminaire with LED light source. Remote 220/240V power supply included.

E= External Finish
I= Internal Finish.

Light Supply Wall-Washer No Trim



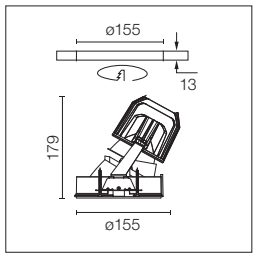

Vorinstallationsrahmen. Muss separat bestellt werden.

Pre-installation frame. To be ordered separately.

3000K - CRI 90

E I **Trim**
03.6814.3BA
03.6814.3CA
E I Dali Version/1-10V
03.6814.3BADA
03.6814.3CADA
E I
03.6814.1BA
03.6814.1CA
E I Dali Version/1-10V
03.6814.1BADA
03.6814.1CADA

No Trim
03.6829.40A
03.6829.06A
Dali Version/1-10V
03.6829.40ADA
03.6829.06ADA

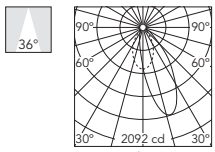

Luminous flux luminaire
1771 lm (EXTREME CUT OFF)
@White Reflector

Beam Angle:	36°
h(m)	E(lx)	D(m)
1	2092	0.74
2	523	1.48
3	232	2.22
4	131	2.95
5	84	3.69

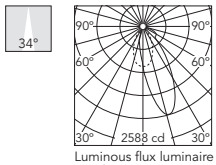

Luminous flux luminaire
1909 lm (EXTREME CUT OFF)
@Aluminium Reflector

Beam Angle:	34°
h(m)	E(lx)	D(m)
1	2588	0.67
2	647	1.35
3	288	2.02
4	162	2.69
5	104	3.37

3000K - CRI 80

E I **Trim**
03.6812.3BA
03.6812.3CA
E I Dali Version/1-10V
03.6812.3BADA
03.6812.3CADA
E I
03.6812.1BA
03.6812.1CA
E I Dali Version/1-10V
03.6812.1BADA
03.6812.1CADA

No Trim
03.6827.40A
03.6827.06A
Dali Version/1-10V
03.6827.40ADA
03.6827.06ADA

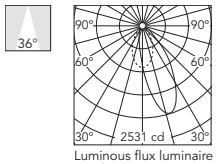

Luminous flux luminaire
2142 lm (EXTREME CUT OFF)
@White Reflector

Beam Angle:	36°
h(m)	E(lx)	D(m)
1	2531	0.74
2	633	1.48
3	281	2.22
4	158	2.95
5	101	3.69

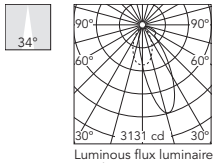

Luminous flux luminaire
2310 lm (EXTREME CUT OFF)
@Aluminium Reflector

Beam Angle:	34°
h(m)	E(lx)	D(m)
1	3131	0.67
2	783	1.35
3	348	2.02
4	196	2.69
5	125	3.37

4000K - CRI 90

E I **Trim**
03.6813.3BA
03.6813.3CA
E I Dali Version/1-10V
03.6813.3BADA
03.6813.3CADA
E I
03.6813.1BA
03.6813.1CA
E I Dali Version/1-10V
03.6813.1BADA
03.6813.1CADA

No Trim
03.6828.40A
03.6828.06A
Dali Version/1-10V
03.6828.40ADA
03.6828.06ADA

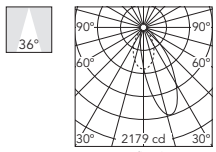

Luminous flux luminaire
1845 lm (EXTREME CUT OFF)
@White Reflector

Beam Angle:	36°
h(m)	E(lx)	D(m)
1	2179	0.74
2	545	1.48
3	242	2.22
4	136	2.95
5	87	3.69

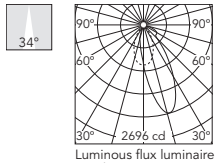

Luminous flux luminaire
1989 lm (EXTREME CUT OFF)
@Aluminium Reflector

Beam Angle:	34°
h(m)	E(lx)	D(m)
1	2696	0.67
2	674	1.35
3	300	2.02
4	168	2.69
5	108	3.37

Zubehör / Accessories

Vormontagerahmen.

Pre-installation frame.



Adjustable No Trim
08.8119.00



Fixed No Trim
08.8359.00



Wall-Washer No Trim
08.8137.00

Soft Architecture Montageplatte für Einbau in Gipskartonflächen.

Soft Architecture installation plate for integration in plasterboard.



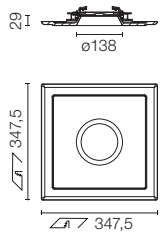

Adjustable No Trim
SA.6600.1

For Phosphor LED

Austauschreflektor für verstellbare Lichtquelle.

Light Supply Adjustable spare reflector.



Spot
08.8413.00
Medium
08.8414.00
Flood
08.8415.00

Zubehör / Accessories

For LED Array

Austauschreflektor für verstellbare Lichtquelle.	Light Supply Adjustable spare reflector.		Spot 08.8450.00 Medium 08.8451.00 Flood 08.8452.00
Querabschirmung.	Screening crosspiece.		08.8242.14
Elliptische linse.	Elliptical lens.		08.8118.68
Honeycomb.	Honeycomb.	 	Kleine Zellen/Small Cells 08.8049.14 Große Zellen/Big Cells 08.8377.14
Hoch effizienter zylinder.	Highly-efficient cylinder.		08.8453.40 08.8453.14

PURE DOWNLIGHT

DESIGNED BY KNUD HOLSCHER

TRIM / NO TRIM





LIGHT SOURCE
PHOSPHOR
LED
13,6W
1490 lm
3000K/CRI 80
11,9W
1057 lm
3000K/CRI 98

LIGHT SOURCE
POWER LED
15,7W
1400 lm
2700K/CRI 80
3000K/CRI 80

LIGHT SOURCE
QR-CBC 51
GX5.3
max 50W

LED Retrofit Compatible*

* Kontaktieren Sie uns bitte, um eine Liste kompatibler Retrofit-LED-Glühbirnen zu erhalten / Please get in touch with us for compatible LED Retrofit bulb list.

☐ 30 Weiss/RAL 9001
30 White

■ 02 Grau/RAL 9006
02 Grey

■ 14 Schwarz/RAL 9005
14 Black

Pure Downlight Trim







Pure Downlight No Trim







Drehbar um 360° und schwenkbar 60°.
Can be rotated 360° and swivelled 60°.

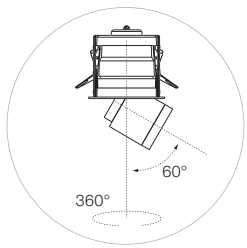

Produktbeschreibung
LED-Inneneinbauleuchte, auch für Halogen- oder LED-Retrofitlampen erhältlich. Leuchtmittelhalterung aus Keramik oder selbstlöschendem Technopolymer, mit einpoliger, teflon-isolierter Zuleitung mit doppelter, transparenter Isolierung. Der Leuchtenkörper besteht aus einem lichtstreuenden Element aus Aluminium, das auf die Leuchtmittelhalterung aufgesetzt ist, aus einem Vorsatzhalterring aus schwarzem, thermoplastischen Material und einem 4 mm starkem Hartglas. Leuchtenkörper, Schließkappe und ausrichtbare Leuchtenhalterung sind aus Aluminiumlegierungsdruckguss, weiss, grau oder schwarz pulverlackiert.

Reflektoren
Alle Optiken sind aus hochglanzpoliertem Reinstaluminium.
Rund symmetrisch strahlend für Spot (15°) oder Wide Flood (51°).

Betriebsgerät
Vorverkabelung inbegriffen; Ausgestattet für externes Betriebsgerät.
Schnellanschluss an das Betriebsgerät für Entladungslampen mit Wieland-Steckverbinder.

Zubehör
- Elliptische Lichtstreulinse aus 4 mm starkem gehärtetem Glas.
- Blendschutzgitter aus Aluminiumzellen mit schwarzer Beschichtung.
- Farbfilter.

Zusatzinformationen
Ausrichtbarkeit um 60° auf der Vertikalachse und um 360° auf der Horizontalachse.
Schutzgrad IP20.
Schutzklasse I, II, III je nach Modell.
Auf normal entflammbaren Oberflächen einsetzbar.

Qualitätszeichen
Das Gerät entspricht der europäischen technischen Norm EN60598-1 und den entsprechenden Zusatzregelungen.

Description
Recessed LED luminaire for indoor application, also available for halogen or LED retrofit lamps. Self-extinguishing ceramic or engineering plastic lamp holders, with single-pole, transparent electric wires with double Teflon insulation. Aluminum body, placed above the lamp holder, black thermoplastic and 4 mm tempered glass screen-support ring. Die-cast aluminum alloy body, cover and adjustable lamp support, powder-coated white, grey or black.

Reflectors
All super pure aluminum with specular finish.
Circular rotosymmetrical from 15° spot to 51° wide flood.

Power Supply
Pre-wiring included; ready for remote power supply.
Wieland connectors used for discharge control gear providing quick installation time.

Accessories
- 4 mm tempered glass elliptical distribution lens.
- Anti-glare grid in aluminium cells with black liquid paint finish.
- Chromatic filters.

Additional Information
0° - 360° horizontal rotation, 0° - 60° vertical rotation.
IP20 protection grade.
Insulation class I, II, III depending on the versions.
Suitable for installation on normally inflammable surfaces.

Standard Compliance and Quality Marks
EN60598-1 European Technical Standards and any subsequent additions.

Pure Downlight Trim

Light Source: Phosphor LED 13,6W - 1490 lm - 3000K/CRI 80 / 11,9W - 1057 lm 3000K/CRI 98



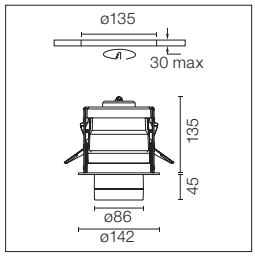



LED Einbauleuchte. Elektronischer Ferntransformator 220/240V inbegriffen.

Der Rahmen für das Einbaugehäuse ist getrennt zu bestellen.

Recessed luminaire with LED light source. Remote electronic transformer 220/240V included.

Installation frame must be ordered separately.

Pure Downlight No Trim



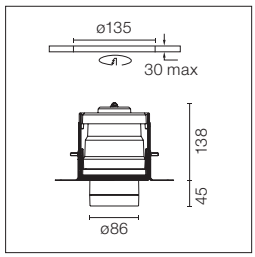

3000K - CRI 80

Non Dimmable

- 09.1635.30C
- 09.1635.02C
- 09.1635.14C

Dali Version

- 09.1635.30CDA
- 09.1635.02CDA
- 09.1635.14CDA

1-10V

- 09.1635.30C1V
- 09.1635.02C1V
- 09.1635.14C1V

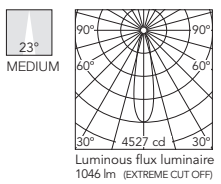

Luminous flux luminaire
1046 lm (EXTREME CUT OFF)

Beam Angle: 23°

h(m)	E(lx)	D(m)
1	4527	0.40
2	1132	0.81
3	503	1.21
4	283	1.62
5	181	2.02

3000K - CRI 98

Non Dimmable

- 09.1630.30C
- 09.1630.02C
- 09.1630.14C

Dali Version

- 09.1630.30CDA
- 09.1630.02CDA
- 09.1630.14CDA

1-10V

- 09.1630.30C1V
- 09.1630.02C1V
- 09.1630.14C1V

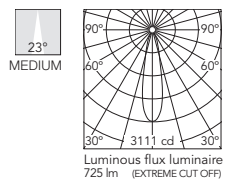

Luminous flux luminaire
725 lm (EXTREME CUT OFF)

Beam Angle: 23°

h(m)	E(lx)	D(m)
1	3111	0.41
2	778	0.82
3	346	1.22
4	194	1.63
5	124	2.04

3000K - CRI 80

Non Dimmable

- 09.1636.30C
- 09.1636.02C
- 09.1636.14C

Dali Version

- 09.1636.30CDA
- 09.1636.02CDA
- 09.1636.14CDA

1-10V

- 09.1636.30C1V
- 09.1636.02C1V
- 09.1636.14C1V

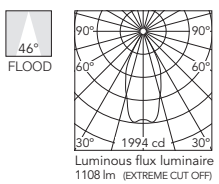

Luminous flux luminaire
1108 lm (EXTREME CUT OFF)

Beam Angle: 46°

h(m)	E(lx)	D(m)
1	1994	0.84
2	499	1.68
3	222	2.52
4	125	3.36
5	80	4.19

3000K - CRI 98

Non Dimmable

- 09.1631.30C
- 09.1631.02C
- 09.1631.14C

Dali Version

- 09.1631.30CDA
- 09.1631.02CDA
- 09.1631.14CDA

1-10V

- 09.1631.30C1V
- 09.1631.02C1V
- 09.1631.14C1V

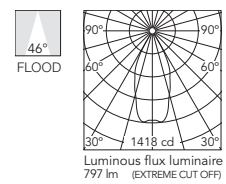

Luminous flux luminaire
797 lm (EXTREME CUT OFF)

Beam Angle: 46°

h(m)	E(lx)	D(m)
1	1418	0.84
2	355	1.69
3	158	2.53
4	89	3.37
5	57	4.21

3000K - CRI 80

Non Dimmable

- 09.1637.30C
- 09.1637.02C
- 09.1637.14C

Dali Version

- 09.1637.30CDA
- 09.1637.02CDA
- 09.1637.14CDA

1-10V

- 09.1637.30C1V
- 09.1637.02C1V
- 09.1637.14C1V

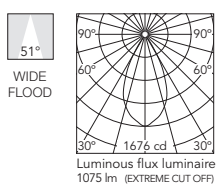

Luminous flux luminaire
1075 lm (EXTREME CUT OFF)

Beam Angle: 51°

h(m)	E(lx)	D(m)
1	1676	0.95
2	419	1.89
3	186	2.84
4	105	3.79
5	67	4.74

3000K - CRI 98

Non Dimmable

- 09.1632.30C
- 09.1632.02C
- 09.1632.14C

Dali Version

- 09.1632.30CDA
- 09.1632.02CDA
- 09.1632.14CDA

1-10V

- 09.1632.30C1V
- 09.1632.02C1V
- 09.1632.14C1V

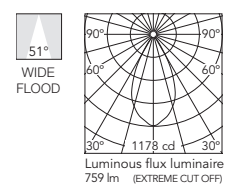

Luminous flux luminaire
759 lm (EXTREME CUT OFF)

Beam Angle: 51°

h(m)	E(lx)	D(m)
1	1178	0.95
2	295	1.91
3	131	2.86
4	74	3.82
5	47	4.77

Pure Downlight Trim

Light Source: Power LED DC 700 mA - 15,7W - 1400 lm - 2700K/CRI 80 / 15,7W - 1400 lm - 3000K/CRI80



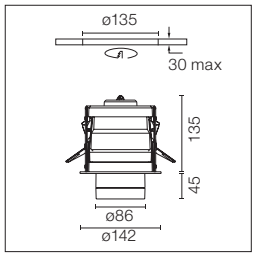

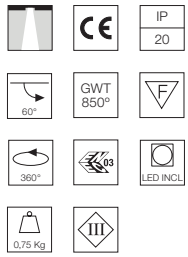

LED Einbauleuchte. Ohne Netzgerät. Recessed luminaire with LED light source. Power supply not included.

Der Rahmen für das Einbaugehäuse ist getrennt zu bestellen. Installation frame must be ordered separately.

Empfohlene Netzgeräte / Recommended power supply*:

Non Dimmable	60.9312
Dimmable 1-10V	60.8533
Dimmable Dali	60.8847
Mains Dimming	60.8534

* Siehe Treiberkapitel / Refer to the Drivers chapter

Pure Downlight No Trim



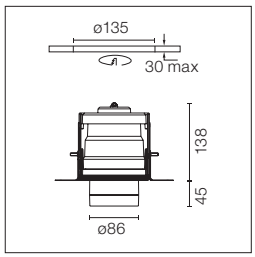

2700K - CRI 80
09.1640.30B
09.1640.02B
09.1640.14B

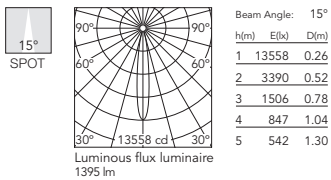

Luminous flux luminaire 1395 lm

Beam Angle: 15°

h(m)	E(lx)	D(m)
1	13558	0.26
2	3390	0.52
3	1506	0.78
4	847	1.04
5	542	1.30

3000K - CRI 80
09.1645.30B
09.1645.02B
09.1645.14B

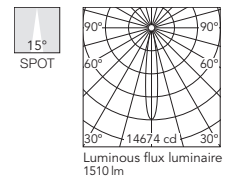

Luminous flux luminaire 1510 lm

Beam Angle: 15°

h(m)	E(lx)	D(m)
1	14674	0.26
2	3668	0.52
3	1630	0.78
4	917	1.04
5	587	1.30

2700K - CRI 80
09.1641.30B
09.1641.02B
09.1641.14B

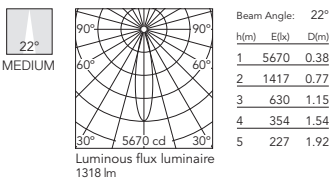

Luminous flux luminaire 1318 lm

Beam Angle: 22°

h(m)	E(lx)	D(m)
1	5670	0.38
2	1417	0.77
3	630	1.15
4	354	1.54
5	227	1.92

3000K - CRI 80
09.1646.30B
09.1646.02B
09.1646.14B

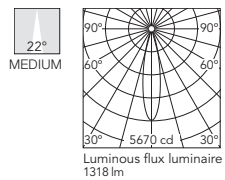

Luminous flux luminaire 1318 lm

Beam Angle: 22°

h(m)	E(lx)	D(m)
1	5670	0.38
2	1417	0.77
3	630	1.15
4	354	1.54
5	227	1.92

2700K - CRI 80
09.1642.30B
09.1642.02B
09.1642.14B

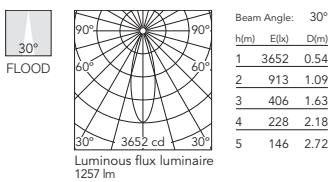

Luminous flux luminaire 1257 lm

Beam Angle: 30°

h(m)	E(lx)	D(m)
1	3652	0.54
2	913	1.09
3	406	1.63
4	228	2.18
5	146	2.72

3000K - CRI 80
09.1647.30B
09.1647.02B
09.1647.14B

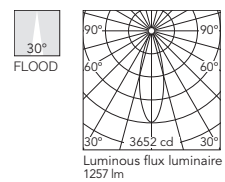

Luminous flux luminaire 1257 lm

Beam Angle: 30°

h(m)	E(lx)	D(m)
1	3652	0.54
2	913	1.09
3	406	1.63
4	228	2.18
5	146	2.72

Pure Downlight Trim

Light Source: QR-CBC 51 GX5.3 - max 50W (LED Retrofit Compatible*)



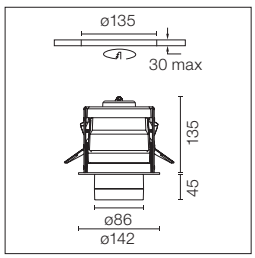



Einbauleuchte für 12V Halogenlampe. Separater Transformator nicht inbegriffen.

Der Rahmen für das Einbaugehäuse ist getrennt zu bestellen.

Recessed 12V halogen lamp luminaire. Remote transformer not included.

Installation frame must be ordered separately.

Pure Downlight No Trim



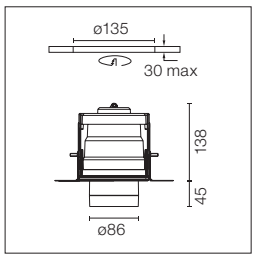

09.1600.30
09.1600.02
09.1600.14

Zubehör / Accessories

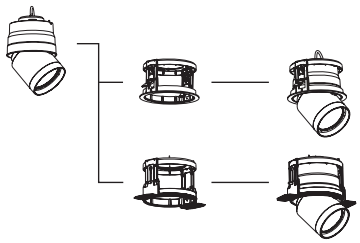

Trim

Beispiel / Example:
09.1630.30 + 08.8149.30 = TRIM

No Trim

Beispiel / Example:
09.1630.30 + 08.8152.00 = NO TRIM

Rahmen für Einbaugehäuse.

Installation frame.





Pure Downlight Trim
08.8149.30
08.8149.02
08.8149.14

Pure Downlight No Trim
08.8152.00

* Kontaktieren Sie uns bitte, um eine Liste kompatibler Retrofit-LED-Glühbirnen zu erhalten / Please get in touch with us for compatible LED Retrofit bulb list.

Zubehör / Accessories

Die elliptischen Linsen, der Abblendraster und die verschiedenen Filter sind nur mit dem Dichtungsring in dem der Leuchte entsprechenden Durchmesser zu verwenden.

Elliptical lens, honeycomb filter, different filters and flood lens, must always be used with the holding ring using the correct diameter.

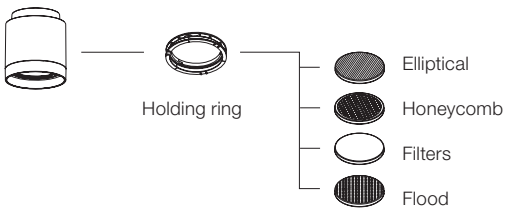

Haltering Holding ring		08.8166.14

Elliptische linse Elliptical lens		08.8163.68
Floodlinse Flood lens		08.8175.68
Honeycomb Honeycomb		08.8169.14
Blauer filter Blue filter		08.8160.64.OD
Hellblauer filter Sky blue filter		08.8160.65.OD
Amber filter Amber filter		08.8160.66.OD
Roter filter Red filter		08.8160.67.OD
U.V. filter U.V. filter		08.8160.98.OD
I.R. filter I.R. filter		08.8160.68
Hot light Hot light		08.8160.69
Cold light Cold light		08.8160.CL
Daylight Daylight		08.8160.DL
Neodimium Neodimium		08.8160.ND
Außenring PRO für Pure Downlight 1. Nur für halogenlampen, version LED auf anfrage. Pure Downlight 1 External ring accessory PRO. Only for halogen lamps, consult cor LED version.		08.8232.30 08.8232.02 08.8232.14

COMPASS

DESIGNED BY FLOS ARCHITECTURAL

ADJUSTABLE
Ø90



LIGHT SOURCE
PAR 16
GZ10
max 50W

LIGHT SOURCE
QR-CBC 51
GX5.3
max 50W

LED Retrofit Compatible*

OPAL
Ø90



LIGHT SOURCE
QT-12
GY6.35
max 50W

FIXED
Ø90



LIGHT SOURCE
QR-CBC 51
GX5.3
max 50W

LED Retrofit Compatible*

IP65
Ø95



LIGHT SOURCE
QR-CBC 51
GX5.3
max 50W

LED Retrofit Compatible*

ADJUSTABLE
Ø162



LIGHT SOURCE
QR-111
G53
max 100W

LED Retrofit Compatible*

* Kontaktieren Sie uns bitte, um eine Liste kompatibler Retrofit-LED-Glühbirnen zu erhalten / Please get in touch with us for compatible LED Retrofit bulb list.

☐ 30 Mattweiss/RAL 9001
30 Matt White



■ 02 Grau/RAL 9006
02 Grey



■ 14 Mattschwarz /RAL 9005
14 Matt Black



Compass Ø90

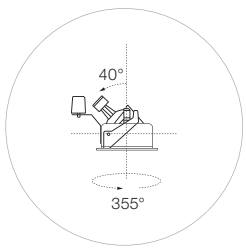

Compass Ø162

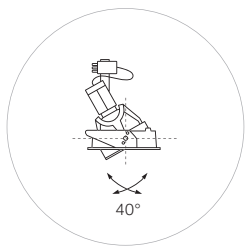

Produktbeschreibung
Strahler für Halogen- und LED retrofit Lampen.
- Feststehender Strahler:
Einbaukörper aus schwarz lackiertem Metall. Schließring aus pulverlackiertem Aluminiumlegierungsdruckguss. Lampenhalterung mit lichtstreuendem Element aus Aluminiumdruckguss. Entspiegelungsring aus schwarzem, thermoplastischem Material. 4 mm starkes, gehärtetes Schutzglas. Befestigungssystem mit rostfreien Stahlbügeln.
- Schwenkbarer Strahler:
Optikgehäuse aus pulverlackiertem Aluminiumspritzguss. Lampenhalterung mit Lichtstreuelement aus schwarz pulverlackiertem Aluminiumdruckguss. Einbauring und Abschirmring aus thermoplastischem Material; Entspiegelungsring aus schwarz pulverlackiertem Aluminiumdruckguss. 4 mm starkes, gehärtetes Schutzglas. Befestigungssystem mit rostfreien Stahlbügeln.

Zubehör
- Abschirmzylinder aus schwarzem Teflon mit Befestigung auf rostfreiem Stahlsockel.
- Zylinderblende mit drehbarem Gelenkstift aus schwarzem, thermoplastischem Material.
- Elliptische Lichtstreulinse aus 4 mm starkem Hartglas.
- Farbfilter.

Zusatzinformationen
Das kardanische Ausrichtsystem erlaubt einen Schwenkbereich von 40° in alle Richtungen.
Schutzgrad IP23, IP43, IP44, IP65 je nach Modell.
Schutzklasse II, III je nach Modell.
Auf normal entflammbaren Oberflächen einsetzbar.

Qualitätszeichen
Das Gerät entspricht der europäischen technischen Norm EN60598-1 und den entsprechenden Zusatzregelungen.

Description
Luminaire for halogen or LED retrofit lamps.
- Fixed:
Recessed body in black-painted metal. Die-cast aluminum alloy, powder-coated closing ring. Die-cast aluminum lamp support with heat dissipating element. Black thermoplastic anti-glare ring, 4 mm tempered glass cover. Stainless steel fixing brackets.
- Adjustable:
Injection-moulded aluminum reflector body with powder-coated finish. Lamp support with die-cast aluminum, black powder-coated heat dissipating element. Thermoplastic recessed ring and screening ring; die-cast aluminum, black powder-coated anti-glare ring. 4 mm tempered glass cover. Stainless steel fixing brackets.

Accessories
- Black Teflon screening cylinders on stainless steel support.
- Screening cylinder with black thermoplastic rotating pin.
- 4 mm tempered glass elliptical distribution lens.
- Chromatic filters.

Additional Information
Compass-type adjustment system, for 0° - 40° adjustment in all directions.
IP23, IP43, IP44, IP65 protection grade depending on the versions.
Insulation class II, III depending on the versions.
Suitable for installation on normally inflammable surfaces.

Standard Compliance and Quality Marks
EN60598-1 European Technical Standards and any subsequent additions.

Compass Adjustable Ø90

Light Source: PAR 16 GZ10 - max 50W



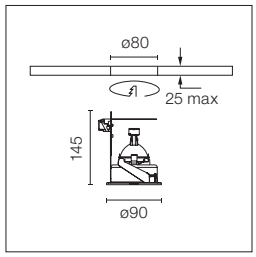



Einbauleuchte für Netzspannung.

Leuchten mit einem Blendschutzwinkel von mehr als 25°, gemäss CIBSE LG3 (L<200 cd/m2).

Recessed luminaire with main voltage source.

Light fixture with screen angle greater than 25°, as per CIBSE LG3 (L<200 cd/m2).

- 03.3506.30
- 03.3506.02
- 03.3506.14

Compass Opal C Ø90

Light Source: QT-12 GY6.35 - max 50W



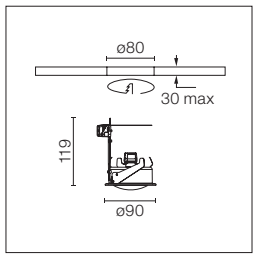

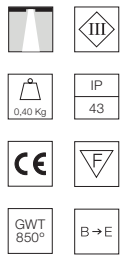

Einbauleuchte für 12V Halogenlampe. Separater Transformator nicht inbegriffen.

Recessed 12V halogen lamp luminaire. Remote transformer not included.

- 03.3539.30
- 03.3539.02
- 03.3539.14



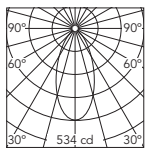

Luminous flux luminaire 950 lm

Beam Angle: 49°

h(m)	E(lx)	D(m)
1	534	0.90
2	134	1.80
3	59	2.71
4	33	3.61
5	21	4.51

Compass Opal P Ø90

Light Source: QT-12 GY6.35 - max 50W



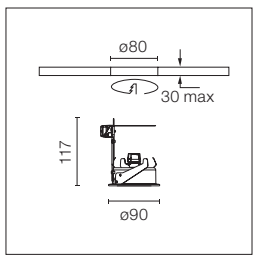

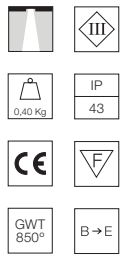

Einbauleuchte für 12V Halogenlampe. Separater Transformator nicht inbegriffen.

Recessed 12V halogen lamp luminaire. Remote transformer not included.

- 03.3538.30
- 03.3538.02
- 03.3538.14



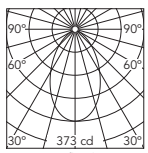

Luminous flux luminaire 910 lm

Beam Angle: 64°

h(m)	E(lx)	D(m)
1	373	1.25
2	93	2.50
3	41	3.75
4	23	5.00
5	15	6.24

Compass Adjustable Ø90

Light Source: QR-CBC 51 GX5.3 - max 50W (LED Retrofit Compatible*)



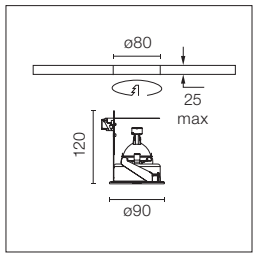



Einbauleuchte für 12V Halogenlampe. Separater Transformator nicht inbegriffen.

Leuchten mit einem Blendschutzwinkel von mehr als 25°, gemäss CIBSE LG3 (L<200 cd/m²).

Recessed 12V halogen lamp luminaire. Remote transformer not included.

Light fixture with screen angle greater than 25°, as per CIBSE LG3 (L<200 cd/m²).

- 03.3505.30
- 03.3505.02
- 03.3505.14

Compass Fixed Ø90

Light Source: QR-CBC 51 GX5.3 - max 50W (LED Retrofit Compatible*)



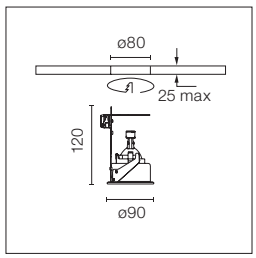

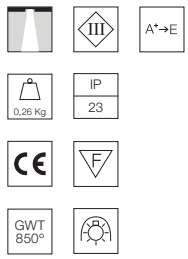

Einbauleuchte für 12V Halogenlampe. Separater Transformator nicht inbegriffen.

Leuchten mit einem Blendschutzwinkel von mehr als 25°, gemäss CIBSE LG3 (L<200 cd/m²).

Recessed 12V halogen lamp luminaire. Remote transformer not included.

Light fixture with screen angle greater than 25°, as per CIBSE LG3 (L<200 cd/m²).

- 03.3507.30
- 03.3507.02
- 03.3507.14

Compass Adjustable Ø90

Light Source: QR-CBC 51 GX5.3 - max 50W (LED Retrofit Compatible*)



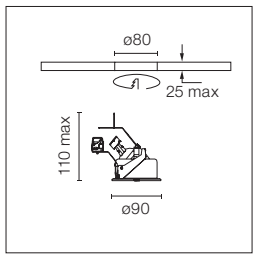

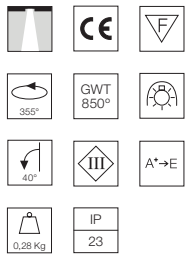

Einbauleuchte für 12V Halogenlampe. Separater Transformator nicht inbegriffen.

Recessed 12V halogen lamp luminaire. Remote transformer not included.

- 03.3508.30
- 03.3508.02
- 03.3508.14

* Kontaktieren Sie uns bitte, um eine Liste kompatibler Retrofit-LED-Glühbirnen zu erhalten / Please get in touch with us for compatible LED Retrofit bulb list.

Compass IP65 Ø95

Light Source: QR-CBC 51 GX5.3 - max 50W (LED Retrofit Compatible*)



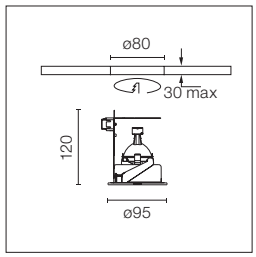

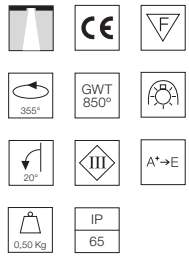

Einbauleuchte für 12V Halogenlampe. Separater Transformator nicht inbegriffen.

Recessed 12V halogen lamp luminaire. Remote transformer not included.

- 03.3502.30
- 03.3502.02
- 03.3502.14

Compass Adjustable Ø162

Light Source: QR-111 G53 - max 100W (LED Retrofit Compatible*)



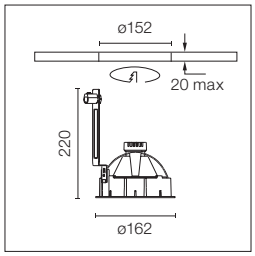

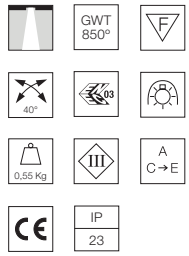

Einbauleuchte für 12V Halogenlampe. Separater Transformator nicht inbegriffen.

Recessed 12V halogen lamp luminaire. Remote transformer not included.

- 03.3520.30
- 03.3520.02
- 03.3520.14

* Kontaktieren Sie uns bitte, um eine Liste kompatibler Retrofit-LED-Glühbirnen zu erhalten / Please get in touch with us for compatible LED Retrofit bulb list.

Zubehör / Accessories

Refs: 3502 / 3505 / 3506 / 3507 / 3508

Compas Ø90/Ø95

Elliptische linse Elliptical lens		08.8041.68
Blauer filter Blue filter		08.8042.64.OD
Hellblauer filter Sky blue filter		08.8042.65.OD
Amber filter Amber filter		08.8042.66.OD
Roter filter Red filter		08.8042.67.OD
U.V. filter U.V. filter		08.8042.98.OD
I.R. Filter I.R. Filter		08.8042.68
Hot light Hot light		08.8042.69
Cold light Cold light		08.8042.CL
Daylight Daylight		08.8042.DL
Neodimium Neodimium		08.8042.ND

Compas Ø162

Querabschirmung Screening crosspiece		08.8034.14
Elliptische linse Elliptical lens		08.8930.68
Blendschutzgitter Anti-glare grid		08.8036.14
Floodlinse Flood lens		08.8931.68
Blauer filter Blue filter		08.8932.64.OD
Hellblauer filter Sky blue filter		08.8932.65.OD
Amber filter Amber filter		08.8932.66.OD
Roter filter Red filter		08.8932.67.OD
U.V. filter U.V. filter		08.8932.98.OD
I.R. filter I.R. filter		08.8933.68
Hot light Hot light		08.8932.69
Cold light Cold light		08.8932.CL
Daylight Daylight		08.8932.DL
Neodimium Neodimium		08.8932.ND

ANTHONY DOWNLIGHT

DESIGNED BY ANTONIO CITTERIO



LIGHT SOURCE
POWER LED
10W
905 lm
2700K/CRI 90
975 lm
3000K/CRI 90

40 Weiss
40 White



05 Chrom
05 Chrome



14 Schwarz
14 Black



Produktbeschreibung
Downlight, ein Design von Antonio Citterio für den Einbau in Decken, mit LED-Stromtechnik der neuesten Generation. Die Leuchten sind mit einer Drehvorrichtung (360°) und Wippvorrichtung (40°) versehen und vielseitig einsetzbar; dies erlaubt ihre genaue Ausrichtung auf zu beleuchtende Objekte. Die erhältlichen Ausführungen bieten Leuchtköpfe mit Dekoration in Weiß, Chrom und Schwarz,während der Einbaukörper immer in weiß angeboten wird. Diese neue Ausführung verfügt über zusätzliche wählbare Honeycomb-, Elypse- und Flood-Filter.

Betriebsgerät
Stromanschluss für Gleitstrom ist nicht eingeschlossen. Verfügbar in nicht regulierbaren Ausführungen und DALI-Ausführung sowohl für Netzspannungen von 110Vac als auch 230Vac.

Zusatzinformationen
Schutzgrad IP20.
Schutzklasse III.

Qualitätszeichen
Das Gerät entspricht der europäischen technischen Norm EN60598-1 und den entsprechenden Zusatzregelungen.

Description
Downlight designed by Antonio Citterio for installation in ceilings, with state-of-the-art power LED technology. Light fitting with highly versatile revolving (360°) and tilt (40°) system, enabling it to be accurately oriented towards illuminated objects. The finishes available have the light fitting heads in white, chrome and black, while the embedded body is always in white. This new version has honeycomb, elliptical and flood options.

Power Supply
Direct current power source not included Available in non-adjustable versions and DALI for network voltages 110Vac and 230Vac.

Additional Information
IP20 protection grade.
Insulation class III.

Standard Compliance and Quality Marks
EN60598-1 European Technical Standards and any subsequent additions.

Anthony Downlight

Light Source: Power LED DC 900mA - 10W - 905 lm - 2700K/CRI 90 / 10W - 975 lm - 3000K/CRI 90



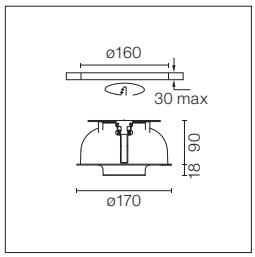

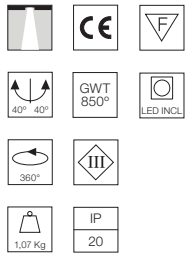

Hochleistungseinbauelement für LED-Lampe. Fernnetzgerät 220-240V nicht inbegriffen.

Einbaukörper weiß für alle Ausführungen; auf Anfrage Ausführung in schwarz erhältlich.

High-performance embedded light fixture for LED light source. Remote 220-240V power supply not included.

Standard trim cove in white for all finishes; black finish available under request.

Empfohlene Netzgeräte / Recommended power supply*:

Non Dimmable 110-240V (900mA)	60.9233
Dimmable Dali 2 220-240V	60.9186
Dimmable Dali/1-10V/Push	60.8530
Dimmable 0-10V 220-240V	60.9188
Mains Dimming	60.9467
Casambi	60.9207

* Siehe Treiberkapitel / Refer to the Drivers chapter

2700K
- 03.6415.40B
- 03.6415.05B
- 03.6415.14B



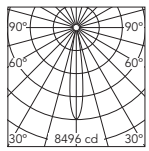

Luminous flux luminaire
795 lm

Beam Angle: 15°

h(m)	E(lx)	D(m)
1	8496	0.27
2	2124	0.54
3	944	0.81
4	531	1.09
5	340	1.36

3000K
- 03.6416.40B
- 03.6416.05B
- 03.6416.14B



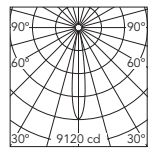

Luminous flux luminaire
853 lm

Beam Angle: 15°

h(m)	E(lx)	D(m)
1	9120	0.27
2	2280	0.54
3	1013	0.81
4	570	1.09
5	365	1.36

2700K
- 03.6417.40B
- 03.6417.05B
- 03.6417.14B



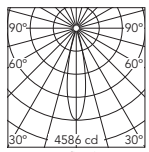

Luminous flux luminaire
827 lm

Beam Angle: 22°

h(m)	E(lx)	D(m)
1	4586	0.40
2	1147	0.79
3	510	1.19
4	287	1.58
5	183	1.98

3000K
- 03.6418.40B
- 03.6418.05B
- 03.6418.14B



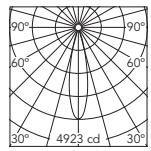

Luminous flux luminaire
888 lm

Beam Angle: 22°

h(m)	E(lx)	D(m)
1	4923	0.40
2	1231	0.79
3	547	1.19
4	308	1.58
5	197	1.98

Zubehör / Accessories

Elliptische linse.	Elliptical lens.		08.8418.68A
Honeycomb.	Honeycomb.		08.8419.14A
Floodlinse. Zum Erreichen von Flood-Optik (35°), Anthony Downlight Medium + Flood-Linse bestellen.	Flood lens. To obtain flood optics (35°) order Anthony Downlight Medium + flood lens.		08.0050.00

WAN DOWNLIGHT

DESIGNED BY JOHANNA GRAWUNDER



LIGHT SOURCE
LED ARRAY
9,2W
945 lm
3000K/CRI 80



LIGHT SOURCE
QT-14
G9
max 40W

30 Weiss
30 White

05 Hochglänzendes Aluminium
05 Polished Aluminium

14 Schwarz
14 Black

GN Grün
GN Green









Produktbeschreibung
Deckeneinbauleuchte mit direktem Licht. Halterring aus Aluminium in folgenden Ausführungen: Verchromt, glänzend weiß, glänzend grün und glänzend schwarz. Abblendschirm.
Die Leuchte verfügt über zwei verschiedene Schließringe, glänzend grün und glänzend schwarz, zur Befestigung des gehärteten Sicherheitsglases.

Reflektoren
Sandgestrahlter, chemisch gebleichter Reflektor.

Betriebsgerät
Vorverkabelung zum Anschluss eines externen Betriebsgeräts inbegriffen.

Zusatzinformationen
Schutzgrad IP44.
Schutzklasse II, III je nach Modell.
Auf normal entflammbaren Oberflächen einsetzbar.

Qualitätszeichen
Das Gerät entspricht der europäischen technischen Norm EN60598-1 und den entsprechenden Zusatzregelungen.

Description
Ceiling recessed luminary providing direct light. Aluminum ring, available in chrome, shiny white, enameled green, and shiny black finishes. Low glare shield.
Provided by two different ring due to fix the safety tempered glass, in shiny black and enameled green.

Reflectors
Sanded and chemically bleached aluminum reflector.

Power Supply
Pre-wiring included; ready for remote power supply.

Additional Information
IP44 protection grade.
Insulation class II, III depending on the versions.
Suitable for installation on normally inflammable surfaces.

Standard Compliance and Quality Marks
EN60598-1 European Technical Standards and any subsequent additions.

Wan Downlight

Light Source: LED Array DC 500 mA - 9,2W - 945 lm - 3000K/CRI 80



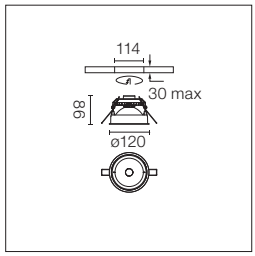

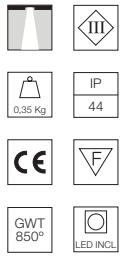

LED Einbauleuchte. Ohne Netzgerät. Recessed luminaire with LED light source. Power supply not included.

Empfohlene Netzgeräte / Recommended power supply*:

Non Dimmable	60.9160
Dimmable 1-10V	60.9188
Dimmable Dali	60.8847
Dimmable Dali 2	60.9222
Mains Dimming	60.9411
Casambi	60.9207

* Siehe Treiberkapitel / Refer to the Drivers chapter

- 03.6154.30A
- 03.6154.05A
- 03.6154.14A
- 03.6154.GNA



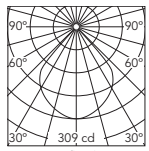

Luminous flux luminaire
436 lm

Beam Angle: 83°

h(m)	E(lx)	D(m)
1	309	1.77
2	77	3.55
3	34	5.32
4	19	7.09
5	12	8.87

Wan Downlight

Light Source: QT-14 G9 - max 40W



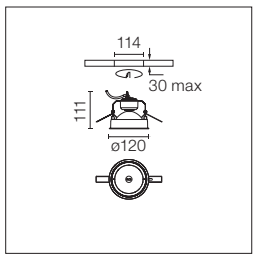



Einbauleuchte für Netzspannung. Recessed luminaire with main voltage source.

- 03.6150.30
- 03.6150.05
- 03.6150.14
- 03.6150.GN



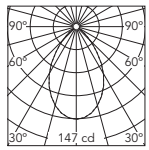

Luminous flux luminaire
460 lm

@Black Ring

Beam Angle: 68°

h(m)	E(lx)	D(m)
1	147	1.35
2	37	2.70
3	16	4.05
4	9	5.40
5	6	6.75



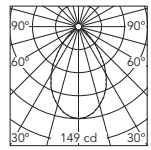

Luminous flux luminaire
460 lm

@Green Ring

Beam Angle: 69°

h(m)	E(lx)	D(m)
1	149	1.38
2	37	2.75
3	17	4.13
4	9	5.50
5	6	6.88

LIGHT SOLDIER

DESIGNED BY FLOS ARCHITECTURAL

FIXED
Ø75



ADJUSTABLE
Ø90



LIGHT SOURCE
LED ARRAY
9,2W
893 lm
2700K/CRI 90
810 lm
3000K/CRI 90

30 Weiss
30 White



02 Grau
02 Grey



14 Schwarz
14 Black



Drehbar um 360° und schwenkbar 30°.
Can be rotated 360° and swivelled 30°.

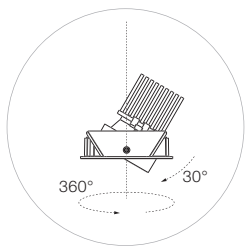

Produktbeschreibung
Einbaulichtquellen für LED-Leuchten in fester oder kippbarer Version. Sie besitzen einen runden Aluminium-Frontbügel und einen schwarzen Thermoplastring, der für einen hohen visuellen Komfort sorgt.

Reflektoren
Plastikausführung mit Öffnungsweiten 18°, 26° und 56°.

Betriebsgerät
Konstantstrom-Netzgerät nicht im Lieferumfang enthalten.

Zubehör
Verfügt über einen in der Lichtquelle integrierten Plastikdiffusor, der die Gleichförmigkeit des Lichts und den visuellen Komfort erhöht.

Zusatzinformationen
Schutzgrad IP20.
Schutzklasse III.
Auf normal entflammbaren Oberflächen einsetzbar.

Qualitätszeichen
Das Gerät entspricht der europäischen technischen Norm EN60598-1 und den entsprechenden Zusatzregelungen.

Description
Embedded light fixtures for LED light source available in fixed or tilt versions. Comprised of a round hoop at the front made of aluminium, next to a ring made of black thermoplastic material, giving great visual comfort.

Reflectors
Made of plastic, with openings of 18° - 26° and 56°.

Power Supply
Constant current power supply not included.

Accessories
With plastic diffuser to enhance light uniformity and improve visual comfort incorporated into the light fixture.

Additional Information
IP20 protection grade.
Insulation class III.
Suitable for installation on normally inflammable surfaces.

Standard Compliance and Quality Marks
EN60598-1 European Technical Standards and any subsequent additions.

Light Soldier Fixed Ø75

Light Source: LED Array DC 500 mA - 9,2W - 893 lm - 2700K/CRI 90 / 9,2W - 810 lm - 3000K/CRI 90



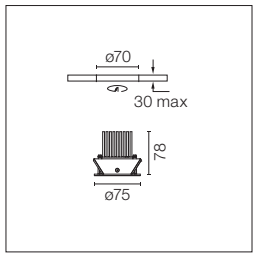

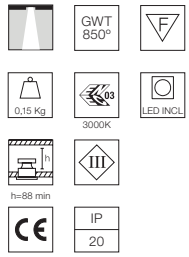

LED Einbauleuchte. Ohne Netzgerät. Recessed luminaire with LED light source. Power supply not included.

Empfohlene Netzgeräte / Recommended power supply*:

Non Dimmable 500mA	60.9160
Non Dimmable MC	60.9162
Dimmable 1-10V MC	60.9188
Dimmable Dali 1 MC	60.8847
Dimmable Dali 2 MC	60.9222
Mains Dimming MC	60.9411
Casambi	60.9207

* Siehe Treiberkapitel / Refer to the Drivers chapter

2700K
- 03.4311.30A
- 03.4311.02A
- 03.4311.14A

20° SPOT

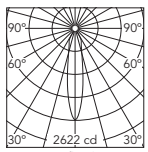

Luminous flux luminaire 700 lm

Beam Angle: 20°		
h(m)	E(lx)	D(m)
1	2622	0.35
2	655	0.70
3	291	1.04
4	164	1.39
5	105	1.74

3000K
- 03.4300.30B
- 03.4300.02B
- 03.4300.14B

20° SPOT

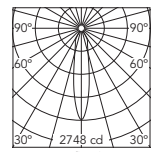

Luminous flux luminaire 734 lm

Beam Angle: 20°		
h(m)	E(lx)	D(m)
1	2748	0.35
2	687	0.70
3	305	1.04
4	172	1.39
5	110	1.74

2700K
- 03.4312.30A
- 03.4312.02A
- 03.4312.14A

27° MEDIUM

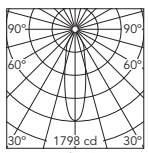

Luminous flux luminaire 668 lm

Beam Angle: 27°		
h(m)	E(lx)	D(m)
1	1798	0.48
2	450	0.95
3	200	1.43
4	112	1.90
5	72	2.38

3000K
- 03.4301.30B
- 03.4301.02B
- 03.4301.14B

27° MEDIUM

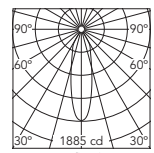

Luminous flux luminaire 700 lm

Beam Angle: 27°		
h(m)	E(lx)	D(m)
1	1885	0.48
2	471	0.95
3	209	1.43
4	118	1.90
5	75	2.38

2700K
- 03.4313.30A
- 03.4313.02A
- 03.4313.14A

57° WIDE FLOOD

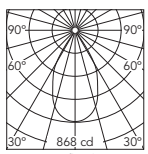

Luminous flux luminaire 652 lm

Beam Angle: 57°		
h(m)	E(lx)	D(m)
1	868	1.08
2	217	2.15
3	96	3.23
4	54	4.30
5	35	5.38

3000K
- 03.4302.30B
- 03.4302.02B
- 03.4302.14B

57° WIDE FLOOD

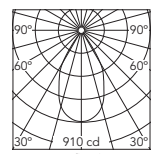

Luminous flux luminaire 683 lm

Beam Angle: 57°		
h(m)	E(lx)	D(m)
1	910	1.08
2	227	2.15
3	101	3.23
4	57	4.30
5	36	5.38

Light Soldier Adjustable Ø90

Light Source: LED Array DC 500 mA - 9,2W - 893 lm - 2700K/CRI 90 / 9,2W - 810 lm - 3000K/CRI 90



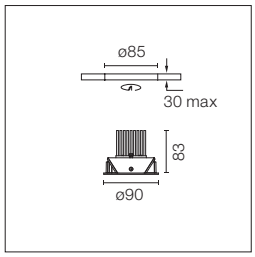

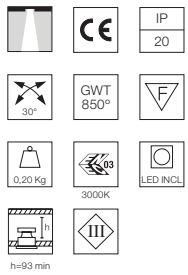

LED Einbauleuchte. Ohne Netzgerät. Recessed luminaire with LED light source. Power supply not included.

Empfohlene Netzgeräte / Recommended power supply*:

Non Dimmable 500mA	60.8650
Non Dimmable MC	60.9162
Dimmable 1-10V MC	60.8533
Dimmable Dali MC	60.9186
Mains Dimming MC	60.8534

* Siehe Treiberkapitel / Refer to the Drivers chapter

2700K
- 03.4331.30A
- 03.4331.02A
- 03.4331.14A

20° SPOT

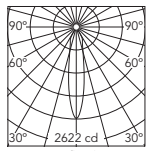

Luminous flux luminaire 700 lm

Beam Angle: 20°

h(m)	E(lx)	D(m)
1	2622	0.35
2	655	0.70
3	291	1.04
4	164	1.39
5	105	1.74

3000K
- 03.4320.30B
- 03.4320.02B
- 03.4320.14B

20° SPOT

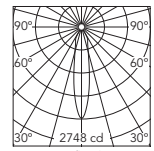

Luminous flux luminaire 734 lm

Beam Angle: 20°

h(m)	E(lx)	D(m)
1	2748	0.35
2	687	0.70
3	305	1.04
4	172	1.39
5	110	1.74

2700K
- 03.4332.30A
- 03.4332.02A
- 03.4332.14A

27° MEDIUM

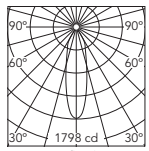

Luminous flux luminaire 668 lm

Beam Angle: 27°

h(m)	E(lx)	D(m)
1	1798	0.48
2	450	0.95
3	200	1.43
4	112	1.90
5	72	2.38

3000K
- 03.4321.30B
- 03.4321.02B
- 03.4321.14B

27° MEDIUM

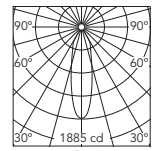

Luminous flux luminaire 700 lm

Beam Angle: 27°

h(m)	E(lx)	D(m)
1	1885	0.48
2	471	0.95
3	209	1.43
4	118	1.90
5	75	2.38

2700K
- 03.4333.30A
- 03.4333.02A
- 03.4333.14A

57° WIDE FLOOD

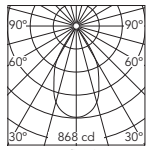

Luminous flux luminaire 652 lm

Beam Angle: 57°

h(m)	E(lx)	D(m)
1	868	1.08
2	217	2.15
3	96	3.23
4	54	4.30
5	35	5.38

3000K
- 03.4322.30B
- 03.4322.02B
- 03.4322.14B

57° WIDE FLOOD

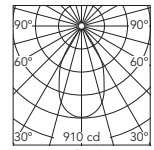

Luminous flux luminaire 683 lm

Beam Angle: 57°

h(m)	E(lx)	D(m)
1	910	1.08
2	227	2.15
3	101	3.23
4	57	4.30
5	36	5.38

	2700K		3000K	
Driver current (mA)	**Luminous flux (lm)**	**Power (W)**	**Luminous flux (lm)**	**Power (W)**
350	521	6,2	545	6,2
500	893	9,2	810	9,2

DECOFIX

DESIGNED BY FLOS ARCHITECTURAL

ROUND 1L



ROUND 2L



SQUARE 1L



SQUARE 2L



LIGHT SOURCE
LED ARRAY
9,2W
744 lm
2700K/CRI 90
945 lm
3000K/CRI 80

30 Weiss
30 White



14 Schwarz
14 Black



Abschirmkegel-Farben (inbegriffen)
Screening Cylinder Colours (included)

Silber
Silver



Gold
Gold



Schwarz
Black



Produktbeschreibung
Feste Einbaulichtquellen mit 1 und 2 Lichtern für die LED-Beleuchtung. Bietet dank der zurückgesetzten Lichtquelle einen hohen visuellen Komfort. Verfügbar in quadratischen und runden Ausführungen in Weiß und mattem Schwarz. Bestehend aus einem Aluminiumkörper mit Haltefedern für die Deckeninstallation. Jede LED ist mit einem Radiator aus Gussaluminium ausgerüstet.

Reflektoren
Hergestellt aus metallisiertem Plastik.

Betriebsgerät
Konstantstrom-Netzgerät nicht im Lieferumfang enthalten.

Zubehör
Alle Versionen verfügen, integriert in der Lichtquelle, über Abschirmzylinder in einer der Farben Schwarz, Gold oder Silber. Diese können untereinander ausgetauscht werden. Darüber hinaus verfügen die Lichtquellen über einen Plastikdiffusor, der die Gleichförmigkeit des Lichts und den visuellen Komfort verbessert.

Zusatzinformationen
Schutzgrad IP20.
Schutzklasse III.
Auf normal entflammbaren Oberflächen einsetzbar.

Qualitätszeichen
Das Gerät entspricht der europäischen technischen Norm EN60598-1 und den entsprechenden Zusatzregelungen.

Description
Fixed embedded light fixtures with 1 and 2 lights, for LED light source.
Great visual comfort due to rear position of light source.
Available in square and round versions in a matt white and black finish.
They are made up of a body made in aluminium and fixing springs to the ceiling. They have a radiator for each LED made out of injected aluminium.

Reflectors
Made of metallized plastic.

Power Supply
Constant current power supply not included.

Accessories
All versions have interchangeable screening cylinders in 3 colours: black, gold or silver, incorporated into the light fixture.
With a plastic diffuser to enhance light uniformity and improve visual comfort, incorporated into the light fixture.

Additional Information
IP20 protection grade.
Insulation class III.
Suitable for installation on normally inflammable surfaces.

Standard Compliance and Quality Marks
EN60598-1 European Technical Standards and any subsequent additions.

Decofix Round 1L

Light Source: LED Array DC 500 mA - 9,2W - 744 lm - 2700K/CRI 90 / 9,2W - 945 lm - 3000K/CRI 80



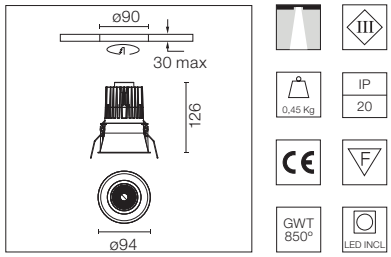

LED Einbauleuchte. Ohne Netzgerät. Recessed luminaire with LED light source. Power supply not included.

Empfohlene Netzgeräte / Recommended power supply*:

Non Dimmable	60.9160
Dimmable 1-10V	60.9188
Dimmable Dali 1	60.8847
Dimmable Dali 2	60.9222
Mains Dimming	60.9411
Casambi	60.9207

* Siehe Treiberkapitel / Refer to the Drivers chapter

2700K
☐ 09.3111.30A



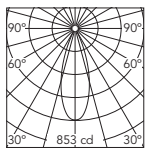

Luminous flux luminaire
332 lm

Beam Angle: 35°

h(m)	E(lx)	D(m)
1	853	0.63
2	213	1.26
3	95	1.88
4	53	2.51
5	34	3.14

3000K
☐ 09.3110.30A



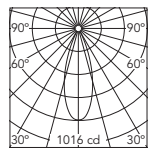

Luminous flux luminaire
396 lm

Beam Angle: 35°

h(m)	E(lx)	D(m)
1	1016	0.63
2	254	1.26
3	113	1.88
4	63	2.51
5	41	3.14

2700K
■ 09.3111.14A



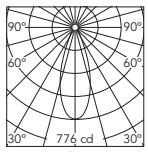

Luminous flux luminaire
395 lm

Beam Angle: 37°

h(m)	E(lx)	D(m)
1	776	0.67
2	194	1.34
3	86	2.02
4	49	2.69
5	31	3.36

3000K
■ 09.3110.14A



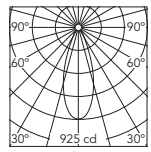

Luminous flux luminaire
471 lm

Beam Angle: 37°

h(m)	E(lx)	D(m)
1	925	0.67
2	231	1.34
3	103	2.02
4	58	2.69
5	37	3.36

Decofix Square 1L

Light Source: LED Array DC 500 mA - 9,2W - 744 lm - 2700K/CRI 90 / 9,2W - 945 lm - 3000K/CRI 80



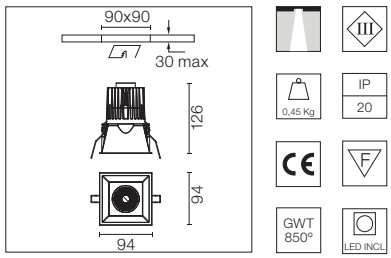

LED Einbauleuchte. Ohne Netzgerät. Recessed luminaire with LED light source. Power supply not included.

Empfohlene Netzgeräte / Recommended power supply*:

Non Dimmable	60.9160
Dimmable 1-10V	60.9188
Dimmable Dali 1	60.8847
Dimmable Dali 2	60.9222
Mains Dimming	60.9411
Casambi	60.9207

* Siehe Treiberkapitel / Refer to the Drivers chapter

2700K
☐ 09.3101.30A



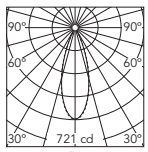

Luminous flux luminaire
280 lm

Beam Angle: 34°

h(m)	E(lx)	D(m)
1	721	0.61
2	180	1.21
3	80	1.82
4	45	2.42
5	29	3.03

3000K
☐ 09.3100.30A



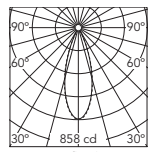

Luminous flux luminaire
334 lm

Beam Angle: 34°

h(m)	E(lx)	D(m)
1	858	0.61
2	215	1.21
3	95	1.82
4	54	2.42
5	34	3.03

2700K
■ 09.3101.14A



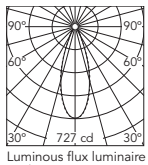

Luminous flux luminaire
368 lm

Beam Angle: 35°

h(m)	E(lx)	D(m)
1	727	0.64
2	182	1.28
3	81	1.92
4	45	2.55
5	29	3.19

3000K
■ 09.3100.14A



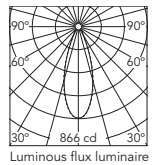

Luminous flux luminaire
438 lm

Beam Angle: 35°

h(m)	E(lx)	D(m)
1	866	0.64
2	216	1.28
3	96	1.92
4	54	2.55
5	35	3.19

Decofix Round 2L

Light Source: LED Array DC 500 mA - 2x9,2W - 2x744 lm - 2700K/CRI 90 / 2x9,2W - 2x945 lm - 3000K/CRI 80



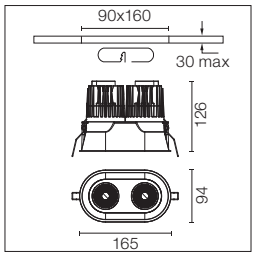

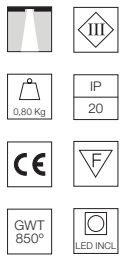

Einbaulichtquelle für 2 LED-Lampen. Ohne Netzgerät. Für jeden Optikkörper ist ein Netzgerät erforderlich.

Recessed luminaire with 2 lights for LED light source. Power supply not included. Requires one power supply for each optic body.

Empfohlene Netzgeräte / Recommended power supply*:

Non Dimmable	60.9160
Dimmable 1-10V	60.9188
Dimmable Dali 1	60.8847
Dimmable Dali 2	60.9222
Mains Dimming	60.9411
Casambi	60.9207

* Siehe Treiberkapitel / Refer to the Drivers chapter

2700K
☐ 09.3116.30A



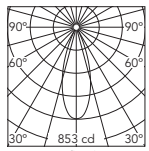

Luminous flux luminaire
332 lm

Beam Angle: 35°		
h(m)	E(lx)	D(m)
1	853	0.63
2	213	1.26
3	95	1.88
4	53	2.51
5	34	3.14

3000K
☐ 09.3115.30A



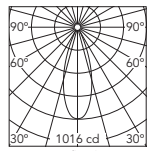

Luminous flux luminaire
396 lm

Beam Angle: 35°		
h(m)	E(lx)	D(m)
1	1016	0.63
2	254	1.26
3	113	1.88
4	63	2.51
5	41	3.14

2700K
■ 09.3116.14A



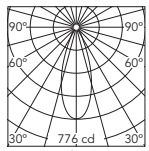

Luminous flux luminaire
395 lm

Beam Angle: 37°		
h(m)	E(lx)	D(m)
1	776	0.67
2	194	1.34
3	86	2.02
4	49	2.69
5	31	3.36

3000K
■ 09.3115.14A



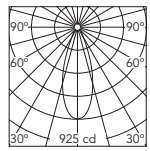

Luminous flux luminaire
471 lm

Beam Angle: 37°		
h(m)	E(lx)	D(m)
1	925	0.67
2	231	1.34
3	103	2.02
4	58	2.69
5	37	3.36

Decofix Square 2L

Light Source: LED Array DC 500 mA - 2x9,2W - 2x744 lm - 2700K/CRI 90 / 2x9,2W - 2x945 lm - 3000K/CRI 80



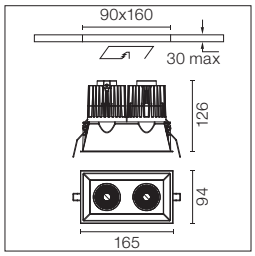

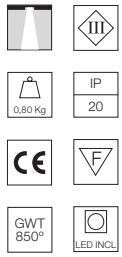

Einbaulichtquelle für 2 LED-Lampen. Ohne Netzgerät. Für jeden Optikkörper ist ein Netzgerät erforderlich.

Recessed luminaire with 2 lights for LED light source. Power supply not included. Requires one power supply for each optic body included.

Empfohlene Netzgeräte / Recommended power supply*:

Non Dimmable	60.9160
Dimmable 1-10V	60.9188
Dimmable Dali 1	60.8847
Dimmable Dali 2	60.9222
Mains Dimming	60.9411
Casambi	60.9207

* Siehe Treiberkapitel / Refer to the Drivers chapter

2700K
☐ 09.3106.30A



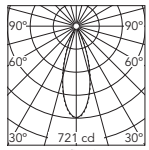

Luminous flux luminaire
280 lm

Beam Angle: 34°		
h(m)	E(lx)	D(m)
1	721	0.61
2	180	1.21
3	80	1.82
4	45	2.42
5	29	3.03

3000K
☐ 09.3105.30A



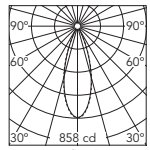

Luminous flux luminaire
334 lm

Beam Angle: 34°		
h(m)	E(lx)	D(m)
1	858	0.61
2	215	1.21
3	95	1.82
4	54	2.42
5	34	3.03

2700K
■ 09.3106.14A



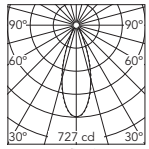

Luminous flux luminaire
368 lm

Beam Angle: 35°		
h(m)	E(lx)	D(m)
1	727	0.64
2	182	1.28
3	81	1.92
4	45	2.55
5	29	3.19

3000K
■ 09.3105.14A



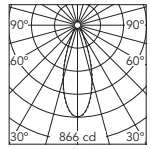

Luminous flux luminaire
438 lm

Beam Angle: 35°		
h(m)	E(lx)	D(m)
1	866	0.64
2	216	1.28
3	96	1.92
4	54	2.55
5	35	3.19

JOHNNY

DESIGNED BY FLOS ARCHITECTURAL

JOHNNY 80
TRIM / NO TRIM
1L ROUND
1L/2L SQUARE



LIGHT SOURCE
POWER LED
6,2W
560 lm
2700K/CRI 90
600 lm
3000K/CRI 90

JOHNNY 80
SEMI-RECESSED
1L/2L SQUARE



LIGHT SOURCE
POWER LED
6,2W
560 lm
2700K/CRI 90
600 lm
3000K/CRI 90

JOHNNY 120
TRIM / NO TRIM
1L ROUND
1L/2L SQUARE



JOHNNY 120
SEMI-RECESSED
1L/2L SQUARE



LIGHT SOURCE
LED ARRAY
LED ARRAY HIGH PERFORMANCE
18W
1555 lm
2700K/CRI 90
1600 lm
3000K/CRI 90

Johnny 80
Trim / No Trim



☐ 40 Weiss
40 White

■ 14 Schwarz
14 Black

Johnny 120
Trim



☐ Weiss
White

■ Schwarz
Black

Johnny 120
No Trim



■ Schwarz
Black

Innen / Inside

☐ Weiss
White

■ Schwarz
Black

Außen / Outside

☐ 40 Weiss
40 White

CE Zement
CE Concrete

TK Teak-Holz
TK Teak

■ 14 Schwarz
14 Black

Johnny 80 Semi-Recessed



Johnny 120 Semi-Recessed



Ist bis in alle Richtungen hin schwenkbar.
Can be rotated in any direction.

Johnny 80



Johnny 120

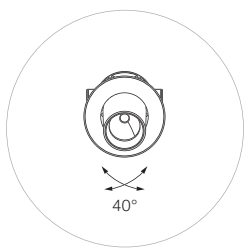

Produktbeschreibung
Beleuchtungssystem mit einem oder zwei verstellbaren Strahlern als Einbaumodell (Trim und No Trim) und Halbeinbaumodell für die Deckenmontage.
Erhältlich in zwei Größen: 80 mm und 120 mm in runder und quadratischer Ausführung.
Exklusives, leicht zu befestigendes Ausrichtungssystem ermöglicht die präzise Ausrichtung des Lichtstrahls.

Betriebsgerät
Gleichstrom-Netzgerät mit 220/240 V Fernansteuerung nicht inbegriffen.

Zubehör
Johnny 80:
- Querabschirmung und Honeycomb mitgeliefert
Johnny 120:
- Querabschirmung
- Honeycomb
- Elliptische Linse
- Floodlinse

Zusatzinformationen
Im Modell Johnny 80 ist das Ausrichtungssystem im Teleskopgehäuse eingebaut.
Schutzgrad IP20.
Auf normal entflammbaren Oberflächen einsetzbar.

Qualitätszeichen
Das Gerät entspricht der europäischen technischen Norm EN60598-1 und den entsprechenden Zusatzregelungen.

Description
Illumination system consisting of one or two adjustable lights, in the embedded version (Trim and No Trim) and semi-embedded version to be installed on the ceiling.
Available in two sizes: 80 mm and 120 mm in round and square versions.
An exclusive, easy and adjustable system that enables an accurate adjustment of the light beam.

Power Supply
Remote constant power supply 220/240V not included.

Accessories
Johnny 80:
- Screening crosspiece and honeycomb included in the product
Johnny 120:
- Screening crosspiece
- Honeycomb
- Elliptical lens
- Flood lens

Additional Information
The Johnny 80 version has a orientation system integrated into the telescopic body.
IP20 protection grade.
Suitable for installation on normally inflammable surfaces.

Standard Compliance and Quality Marks
EN60598-1 European Technical Standards and any subsequent additions.

Johnny 80 1L Trim | Johnny 80 1L No Trim | Johnny 80 2L Trim | Johnny 80 2L No Trim | Johnny 80 Semi-Recessed | Johnny 120 Trim | Johnny 120 No Trim | Johnny 120 Semi-Recessed

Johnny Ø80 Trim 1L Round

Light Source: Power LED 6,2W - 560 lm - 2700K/CRI 90 / 6,2W - 600 lm - 3000K/CRI 90



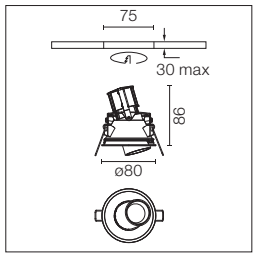



h=102 min

LED Einbauleuchte. Ohne Netzgerät. Recessed luminaire with LED light source. Power supply not included.

Inkludiertes Zubehör (Honeycomb und Blendschutzgitter). Accessories included (honeycomb and screening crosspiece).

Johnny Ø80 No Trim 1L Round



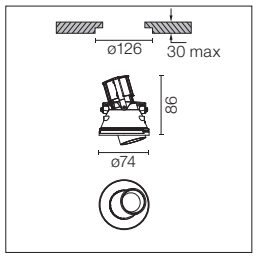

Empfohlene Netzgeräte / Recommended power supply*:

Non Dimmable	60.9160
Dimmable 1-10V	60.9188
Dimmable Dali 1	60.8847
Dimmable Dali 2	60.9222
Mains Dimming	60.9411
Casambi	60.9207

* Siehe Treiberkapitel / Refer to the Drivers chapter

2700K
- 03.0701.40
- 03.0701.14
- 03.0701.40.NT
- 03.0701.14.NT

11° SPOT

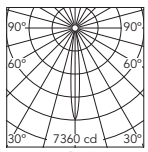

Luminous flux luminaire
385 lm (EXTREME CUT OFF)

Beam Angle: 11°

h(m)	E(lx)	D(m)
1	7360	0.19
2	1840	0.38
3	818	0.57
4	460	0.76
5	294	0.95

3000K
- 03.0700.40
- 03.0700.14
- 03.0700.40.NT
- 03.0700.14.NT

11° SPOT

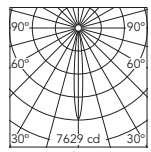

Luminous flux luminaire
399 lm (EXTREME CUT OFF)

Beam Angle: 11°

h(m)	E(lx)	D(m)
1	7629	0.19
2	1907	0.38
3	848	0.57
4	477	0.76
5	305	0.95

2700K
- 03.0705.40
- 03.0705.14
- 03.0705.40.NT
- 03.0705.14.NT

21° MEDIUM

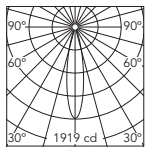

Luminous flux luminaire
359 lm (EXTREME CUT OFF)

Beam Angle: 21°

h(m)	E(lx)	D(m)
1	1919	0.37
2	480	0.74
3	213	1.12
4	120	1.49
5	77	1.86

3000K
- 03.0704.40
- 03.0704.14
- 03.0704.40.NT
- 03.0704.14.NT

21° MEDIUM

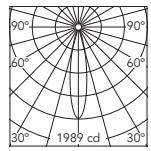

Luminous flux luminaire
373 lm (EXTREME CUT OFF)

Beam Angle: 21°

h(m)	E(lx)	D(m)
1	1989	0.37
2	497	0.74
3	221	1.12
4	124	1.49
5	80	1.86

2700K
- 03.0709.40
- 03.0709.14
- 03.0709.40.NT
- 03.0709.14.NT

31° FLOOD

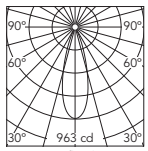

Luminous flux luminaire
300 lm (EXTREME CUT OFF)

Beam Angle: 31°

h(m)	E(lx)	D(m)
1	963	0.55
2	241	1.10
3	107	1.65
4	60	2.20
5	39	2.75

3000K
- 03.0708.40
- 03.0708.14
- 03.0708.40.NT
- 03.0708.14.NT

31° FLOOD

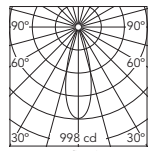

Luminous flux luminaire
311 lm (EXTREME CUT OFF)

Beam Angle: 31°

h(m)	E(lx)	D(m)
1	998	0.55
2	249	1.10
3	111	1.65
4	62	2.20
5	40	2.75

Johnny 80 Trim 1L Square

Light Source: Power LED 6,2W - 560 lm - 2700K/CRI 90 / 6,2W - 600 lm - 3000K/CRI 90



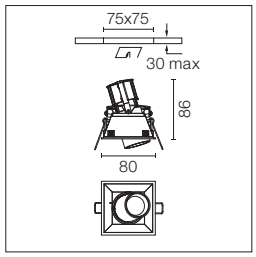



LED Einbauleuchte. Ohne Netzgerät. Recessed luminaire with LED light source. Power supply not included.

Inkludiertes Zubehör (Honeycomb und Blendschutzgitter). Accessories included (honeycomb and screening crosspiece).

Johnny 80 No Trim 1L Square



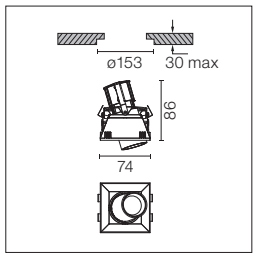

Empfohlene Netzgeräte / Recommended power supply*:

Non Dimmable	60.9160
Dimmable 1-10V	60.9188
Dimmable Dali 1	60.8847
Dimmable Dali 2	60.9222
Mains Dimming	60.9411
Casambi	60.9207

* Siehe Treiberkapitel / Refer to the Drivers chapter

2700K
- 03.0703.40
- 03.0703.14
- 03.0703.40.NT
- 03.0703.14.NT

11° SPOT

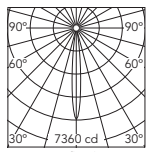

Luminous flux luminaire
385 lm (EXTREME CUT OFF)

Beam Angle: 11°

h(m)	E(lx)	D(m)
1	7360	0.19
2	1840	0.38
3	818	0.57
4	460	0.76
5	294	0.95

3000K
- 03.0702.40
- 03.0702.14
- 03.0702.40.NT
- 03.0702.14.NT

11° SPOT

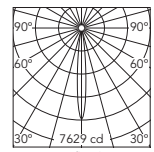

Luminous flux luminaire
399 lm (EXTREME CUT OFF)

Beam Angle: 11°

h(m)	E(lx)	D(m)
1	7629	0.19
2	1907	0.38
3	848	0.57
4	477	0.76
5	305	0.95

2700K
- 03.0707.40
- 03.0707.14
- 03.0707.40.NT
- 03.0707.14.NT

21° MEDIUM

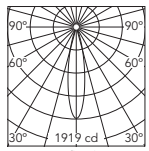

Luminous flux luminaire
359 lm (EXTREME CUT OFF)

Beam Angle: 21°

h(m)	E(lx)	D(m)
1	1919	0.37
2	480	0.74
3	213	1.12
4	120	1.49
5	77	1.86

3000K
- 03.0706.40
- 03.0706.14
- 03.0706.40.NT
- 03.0706.14.NT

21° MEDIUM

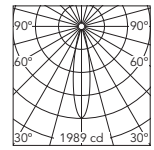

Luminous flux luminaire
373 lm (EXTREME CUT OFF)

Beam Angle: 21°

h(m)	E(lx)	D(m)
1	1989	0.37
2	497	0.74
3	221	1.12
4	124	1.49
5	80	1.86

2700K
- 03.0711.40
- 03.0711.14
- 03.0711.40.NT
- 03.0711.14.NT

31° FLOOD

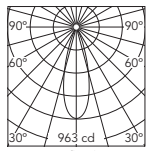

Luminous flux luminaire
300 lm (EXTREME CUT OFF)

Beam Angle: 31°

h(m)	E(lx)	D(m)
1	963	0.55
2	241	1.10
3	107	1.65
4	60	2.20
5	39	2.75

3000K
- 03.0710.40
- 03.0710.14
- 03.0710.40.NT
- 03.0710.14.NT

31° FLOOD

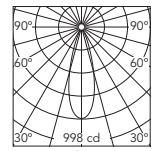

Luminous flux luminaire
311 lm (EXTREME CUT OFF)

Beam Angle: 31°

h(m)	E(lx)	D(m)
1	998	0.55
2	249	1.10
3	111	1.65
4	62	2.20
5	40	2.75

Johnny 80 Trim 2L Square

Light Source: Power LED 2x6,2W - 2x560 lm - 2700K/CRI 90 / 2x6,2W - 2x600 lm - 3000K/CRI 90



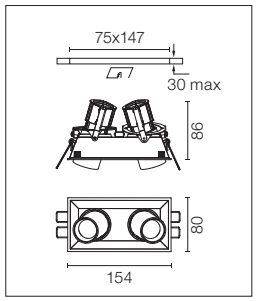

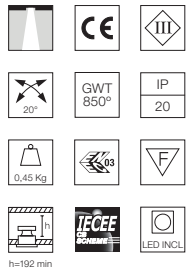

LED Einbauleuchte. Ohne Netzgerät. Für jeden Optikkörper ist ein Netzgerät erforderlich.

Inkludiertes Zubehör (Honeycomb und Blendschutzgitter).

Recessed luminaire with LED light source. Power supply not included. Requires one power supply for each optic body.

Accessories included (honeycomb and screening crosspiece).

Johnny 80 No Trim 2L Square



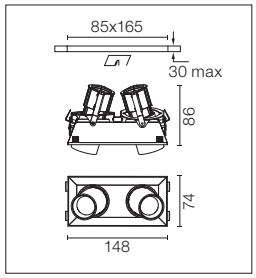

Vorinstallationsrahmen. Muss separat bestellt werden.

Pre-installation frame. To be ordered separately.

Empfohlene Netzgeräte / Recommended power supply*:

Non Dimmable	60.9160
Dimmable 1-10V	60.9188
Dimmable Dali 1	60.8847
Dimmable Dali 2	60.9222
Mains Dimming	60.9411
Casambi	60.9207

* Siehe Treiberkapitel / Refer to the Drivers chapter

2700K
- 03.0713.40
- 03.0713.14
- 03.0713.40.NT
- 03.0713.14.NT

11° SPOT

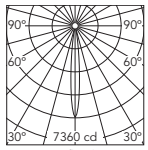

Luminous flux luminaire 385 lm (EXTREME CUT OFF)

Beam Angle: 11°

h(m)	E(lx)	D(m)
1	7360	0.19
2	1840	0.38
3	818	0.57
4	460	0.76
5	294	0.95

3000K
- 03.0712.40
- 03.0712.14
- 03.0712.40.NT
- 03.0712.14.NT

11° SPOT

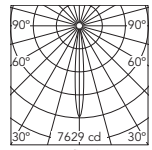

Luminous flux luminaire 399 lm (EXTREME CUT OFF)

Beam Angle: 11°

h(m)	E(lx)	D(m)
1	7629	0.19
2	1907	0.38
3	848	0.57
4	477	0.76
5	305	0.95

2700K
- 03.0715.40
- 03.0715.14
- 03.0715.40.NT
- 03.0715.14.NT

21° MEDIUM

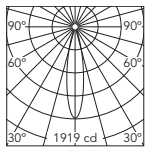

Luminous flux luminaire 359 lm (EXTREME CUT OFF)

Beam Angle: 21°

h(m)	E(lx)	D(m)
1	1919	0.37
2	480	0.74
3	213	1.12
4	120	1.49
5	77	1.86

3000K
- 03.0714.40
- 03.0714.14
- 03.0714.40.NT
- 03.0714.14.NT

21° MEDIUM

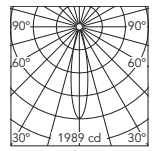

Luminous flux luminaire 373 lm (EXTREME CUT OFF)

Beam Angle: 21°

h(m)	E(lx)	D(m)
1	1989	0.37
2	497	0.74
3	221	1.12
4	124	1.49
5	80	1.86

2700K
- 03.0717.40
- 03.0717.14
- 03.0717.40.NT
- 03.0717.14.NT

31° FLOOD

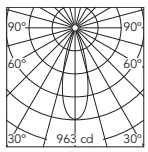

Luminous flux luminaire 300 lm (EXTREME CUT OFF)

Beam Angle: 31°

h(m)	E(lx)	D(m)
1	963	0.55
2	241	1.10
3	107	1.65
4	60	2.20
5	39	2.75

3000K
- 03.0716.40
- 03.0716.14
- 03.0716.40.NT
- 03.0716.14.NT

31° FLOOD

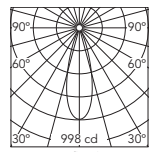

Luminous flux luminaire 311 lm (EXTREME CUT OFF)

Beam Angle: 31°

h(m)	E(lx)	D(m)
1	998	0.55
2	249	1.10
3	111	1.65
4	62	2.20
5	40	2.75

Johnny 80 Semi-Recessed 1L Square

Light Source: Power LED 6,2W - 560 lm - 2700K/CRI 90 / 6,2W - 600 lm - 3000K/CRI 90



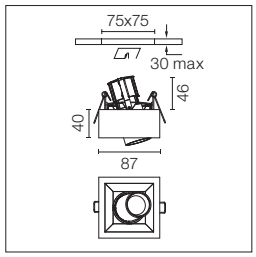

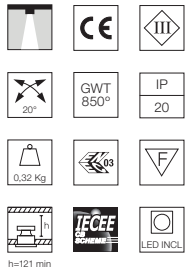

LED Halbeinbauleuchte. Ohne Netzgerät.

Inkludiertes Zubehör (Honeycomb und Blendschutzgitter).

E= Außenfarbe
I= Innenfarbe

Semi-recessed luminaire with LED light source. Power supply not included.

Accessories included (honeycomb and screening crosspiece).

E= External Finish
I= Internal Finish



Empfohlene Netzgeräte / Recommended power supply*:

Non Dimmable	60.9160
Dimmable 1-10V	60.9188
Dimmable Dali 1	60.8847
Dimmable Dali 2	60.9222
Mains Dimming	60.9411
Casambi	60.9207

* Siehe Treiberkapitel / Refer to the Drivers chapter

E I **2700K**
03.0761.40
03.0761.CE
03.0761.TK
03.0761.14

E I
03.0719.40
03.0719.CE
03.0719.TK
03.0719.14

11° SPOT

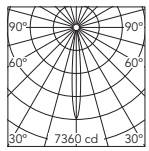

Luminous flux luminaire
385 lm (EXTREME CUT OFF)

Beam Angle: 11°

h(m)	E(lx)	D(m)
1	7360	0.19
2	1840	0.38
3	818	0.57
4	460	0.76
5	294	0.95

E I **3000K**
03.0760.40
03.0760.CE
03.0760.TK
03.0760.14

E I
03.0718.40
03.0718.CE
03.0718.TK
03.0718.14

11° SPOT

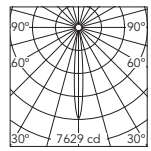

Luminous flux luminaire
399 lm (EXTREME CUT OFF)

Beam Angle: 11°

h(m)	E(lx)	D(m)
1	7629	0.19
2	1907	0.38
3	848	0.57
4	477	0.76
5	305	0.95

E I **2700K**
03.0763.40
03.0763.CE
03.0763.TK
03.0763.14

E I
03.0721.40
03.0721.CE
03.0721.TK
03.0721.14

21° MEDIUM

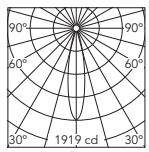

Luminous flux luminaire
359 lm (EXTREME CUT OFF)

Beam Angle: 21°

h(m)	E(lx)	D(m)
1	1919	0.37
2	480	0.74
3	213	1.12
4	120	1.49
5	77	1.86

E I **3000K**
03.0762.40
03.0762.CE
03.0762.TK
03.0762.14

E I
03.0720.40
03.0720.CE
03.0720.TK
03.0720.14

21° MEDIUM

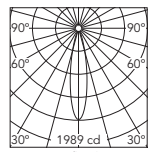

Luminous flux luminaire
373 lm (EXTREME CUT OFF)

Beam Angle: 21°

h(m)	E(lx)	D(m)
1	1989	0.37
2	497	0.74
3	221	1.12
4	124	1.49
5	80	1.86

E I **2700K**
03.0765.40
03.0765.CE
03.0765.TK
03.0765.14

E I
03.0723.40
03.0723.CE
03.0723.TK
03.0723.14

31° FLOOD

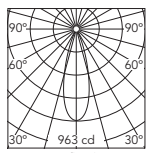

Luminous flux luminaire
300 lm (EXTREME CUT OFF)

Beam Angle: 31°

h(m)	E(lx)	D(m)
1	963	0.55
2	241	1.10
3	107	1.65
4	60	2.20
5	39	2.75

E I **3000K**
03.0764.40
03.0764.CE
03.0764.TK
03.0764.14

E I
03.0722.40
03.0722.CE
03.0722.TK
03.0722.14

31° FLOOD

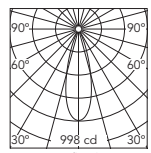

Luminous flux luminaire
311 lm (EXTREME CUT OFF)

Beam Angle: 31°

h(m)	E(lx)	D(m)
1	998	0.55
2	249	1.10
3	111	1.65
4	62	2.20
5	40	2.75

Johnny 80 Semi-Recessed 2L Square

Light Source: Power LED 2x6,2W - 2x560 lm - 2700K/CRI 90 / 2x6,2W - 2x600 lm - 3000K/CRI 90



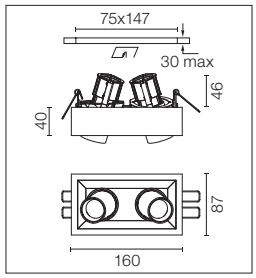

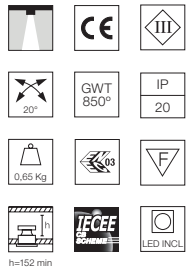

LED Halbeinbauleuchte. Ohne Netzgerät. Für jeden Optikkörper ist ein Netzgerät erforderlich.

Inkludiertes Zubehör (Honeycomb und Blendschutzgitter).

E= Außenfarbe
I= Innenfarbe

Semi-recessed luminaire with LED light source. Power supply not included. Requires one power supply for each optic body.

Accessories included (honeycomb and screening crosspiece).

E= External Finish
I= Internal Finish



Empfohlene Netzgeräte / Recommended power supply*:

Non Dimmable	60.9160
Dimmable 1-10V	60.9188
Dimmable Dali 1	60.8847
Dimmable Dali 2	60.9222
Mains Dimming	60.9411
Casambi	60.9207

* Siehe Treiberkapitel / Refer to the Drivers chapter

E I **2700K**
03.0771.40
03.0771.CE
03.0771.TK
03.0771.14

E I
03.0731.40
03.0731.CE
03.0731.TK
03.0731.14

11° SPOT

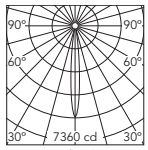

Luminous flux luminaire
385 lm (EXTREME CUT OFF)

Beam Angle: 11°

h(m)	E(lx)	D(m)
1	7360	0.19
2	1840	0.38
3	818	0.57
4	460	0.76
5	294	0.95

E I **3000K**
03.0770.40
03.0770.CE
03.0770.TK
03.0770.14

E I
03.0730.40
03.0730.CE
03.0730.TK
03.0730.14

11° SPOT

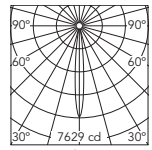

Luminous flux luminaire
399 lm (EXTREME CUT OFF)

Beam Angle: 11°

h(m)	E(lx)	D(m)
1	7629	0.19
2	1907	0.38
3	848	0.57
4	477	0.76
5	305	0.95

E I **2700K**
03.0773.40
03.0773.CE
03.0773.TK
03.0773.14

E I
03.0733.40
03.0733.CE
03.0733.TK
03.0733.14

21° MEDIUM

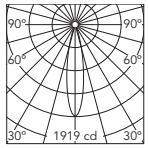

Luminous flux luminaire
359 lm (EXTREME CUT OFF)

Beam Angle: 21°

h(m)	E(lx)	D(m)
1	1919	0.37
2	480	0.74
3	213	1.12
4	120	1.49
5	77	1.86

E I **3000K**
03.0772.40
03.0772.CE
03.0772.TK
03.0772.14

E I
03.0732.40
03.0732.CE
03.0732.TK
03.0732.14

21° MEDIUM

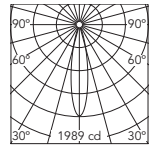

Luminous flux luminaire
373 lm (EXTREME CUT OFF)

Beam Angle: 21°

h(m)	E(lx)	D(m)
1	1989	0.37
2	497	0.74
3	221	1.12
4	124	1.49
5	80	1.86

E I **2700K**
03.0775.40
03.0775.CE
03.0775.TK
03.0775.14

E I
03.0735.40
03.0735.CE
03.0735.TK
03.0735.14

31° FLOOD

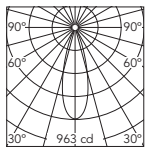

Luminous flux luminaire
300 lm (EXTREME CUT OFF)

Beam Angle: 31°

h(m)	E(lx)	D(m)
1	963	0.55
2	241	1.10
3	107	1.65
4	60	2.20
5	39	2.75

E I **3000K**
03.0774.40
03.0774.CE
03.0774.TK
03.0774.14

E I
03.0734.40
03.0734.CE
03.0734.TK
03.0734.14

31° FLOOD

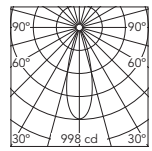

Luminous flux luminaire
311 lm (EXTREME CUT OFF)

Beam Angle: 31°

h(m)	E(lx)	D(m)
1	998	0.55
2	249	1.10
3	111	1.65
4	62	2.20
5	40	2.75

Zubehör / Accessories

Johnny 80 No Trim 1L

Installationsrahmen No Trim.
Johnny ø80.

Installation frame No Trim.
Johnny ø80.



Johnny ø80 Round
☐ 08.9102.00

Installationsrahmen No Trim.
Johnny □80.

Installation frame No Trim.
Johnny □80.



Johnny □80 Square
☐ 08.9103.00

Johnny 80 No Trim 2L Square

Installationsrahmen No Trim.
Johnny 80 2L Square.

Installation frame No Trim.
Johnny 80 2L Square.



☐ 08.9105.00

Johnny 120 Light Source

Light Source: LED Array / LED Array High Performance
Without accessories: DC 500 mA - 18W - 1770 lm - 2700K/CRI 90 / 18W - 1870 lm - 3000K/CRI 90
With accessories: DC 450 mA - 16W - 1612 lm - 2700K/CRI 90 / 16W - 1704 lm - 3000K/CRI 90



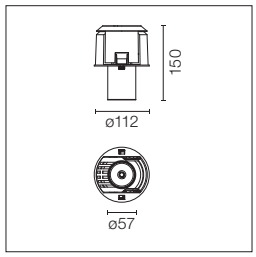



LED Einbauleuchte. Ohne Netzgerät. Es wird ein Gerät als Lichtquelle benötigt.

Recessed luminaire with LED light source. Power supply not included. One driver is needed per each light source.

**Part number with certificate: 0741 / 0743 / 0745 / 0740 / 0742 / 0744

Empfohlene Netzgeräte / Recommended power supply*:

Non Dimmable	60.9160
Dimmable 1-10V	60.9188
Dimmable Dali 1	60.8847
Dimmable Dali 2	60.9222
Mains Dimming	60.9467
Casambi	60.9207

* Siehe Treiberkapitel / Refer to the Drivers chapter

High Performance 2700K
☐ 03.0801.40
■ 03.0801.14

16° SPOT

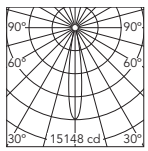

Luminous flux luminaire
1636 lm (EXTREME CUT OFF)

Beam Angle: 16°

h(m)	E(lx)	D(m)
1	15148	0.28
2	3787	0.56
3	1683	0.84
4	947	1.12
5	606	1.40

High Performance 3000K
☐ 03.0800.40
■ 03.0800.14

16° SPOT

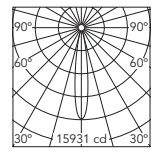

Luminous flux luminaire
1721 lm (EXTREME CUT OFF)

Beam Angle: 16°

h(m)	E(lx)	D(m)
1	15931	0.28
2	3983	0.56
3	1770	0.84
4	996	1.12
5	637	1.40

2700K
☐ 03.0741.40
■ 03.0741.14

13° SPOT

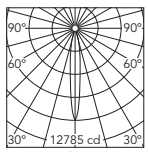

Luminous flux luminaire
1324 lm (EXTREME CUT OFF)

Beam Angle: 13°

h(m)	E(lx)	D(m)
1	12785	0.22
2	3196	0.44
3	1421	0.66
4	799	0.88
5	511	1.10

3000K
☐ 03.0740.40
■ 03.0740.14

13° SPOT

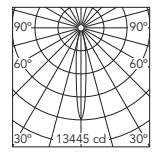

Luminous flux luminaire
1393 lm (EXTREME CUT OFF)

Beam Angle: 13°

h(m)	E(lx)	D(m)
1	13445	0.22
2	3361	0.44
3	1494	0.66
4	840	0.88
5	538	1.10

High Performance 2700K
☐ 03.0803.40
■ 03.0803.14

28° MEDIUM

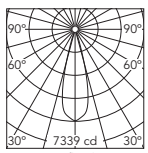

Luminous flux luminaire
1588 lm (EXTREME CUT OFF)

Beam Angle: 28°

h(m)	E(lx)	D(m)
1	7339	0.50
2	1835	1.00
3	815	1.50
4	459	2.00
5	294	2.50

High Performance 3000K
☐ 03.0802.40
■ 03.0802.14

28° MEDIUM

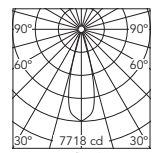

Luminous flux luminaire
1670 lm (EXTREME CUT OFF)

Beam Angle: 28°

h(m)	E(lx)	D(m)
1	7718	0.50
2	1930	1.00
3	858	1.50
4	482	2.00
5	309	2.50

2700K
☐ 03.0743.40
■ 03.0743.14

22° MEDIUM

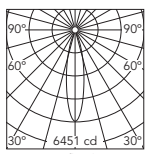

Luminous flux luminaire
1222 lm (EXTREME CUT OFF)

Beam Angle: 22°

h(m)	E(lx)	D(m)
1	6451	0.39
2	1613	0.79
3	717	1.18
4	403	1.58
5	258	1.97

3000K
☐ 03.0742.40
■ 03.0742.14

22° MEDIUM

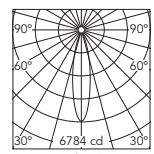

Luminous flux luminaire
1285 lm (EXTREME CUT OFF)

Beam Angle: 22°

h(m)	E(lx)	D(m)
1	6784	0.39
2	1696	0.79
3	754	1.18
4	424	1.58
5	271	1.97

High Performance 2700K
☐ 03.0805.40
■ 03.0805.14

40° FLOOD

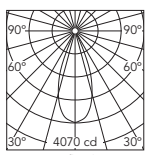

Luminous flux luminaire
1607 lm (EXTREME CUT OFF)

Beam Angle: 40°

h(m)	E(lx)	D(m)
1	4070	0.73
2	1017	1.46
3	452	2.18
4	254	2.91
5	163	3.64

High Performance 3000K
☐ 03.0804.40
■ 03.0804.14

40° FLOOD

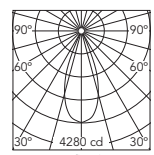

Luminous flux luminaire
1690 lm (EXTREME CUT OFF)

Beam Angle: 40°

h(m)	E(lx)	D(m)
1	4280	0.73
2	1070	1.46
3	476	2.18
4	268	2.91
5	171	3.64

2700K
☐ 03.0745.40
■ 03.0745.14

41° FLOOD

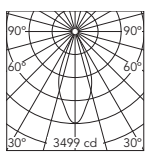

Luminous flux luminaire
1456 lm (EXTREME CUT OFF)

Beam Angle: 41°

h(m)	E(lx)	D(m)
1	3499	0.75
2	875	1.50
3	389	2.25
4	219	3.00
5	140	3.75

3000K
☐ 03.0744.40
■ 03.0744.14

41° FLOOD

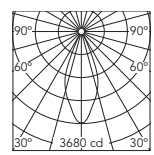

Luminous flux luminaire
1531 lm (EXTREME CUT OFF)

Beam Angle: 41°

h(m)	E(lx)	D(m)
1	3680	0.75
2	920	1.50
3	409	2.25
4	230	3.00
5	147	3.75

Johnny 120 Round 1L – Recessed Universal Frame



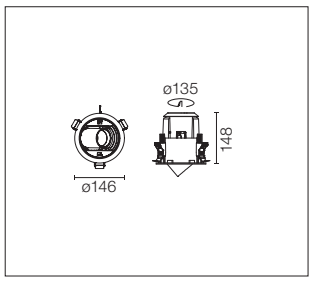

Einmalige Referenz für Trim- oder No-Trim-Deckeneinbau.
08.0555.00=enthält weißer Rahmen, um den Trim-Einbau zu vervollständigen.
08.0505.00=enthält, optional, weißer und schwarzer Rahmen, um den Trim-Einbau zu vervollständigen.

☐ 08.0555.00
\+
1x Light Source
\+
1x Driver

Unique reference for Trim or No Trim recessed installation.
08.0555.00=includes white frame to complete Trim finishing.
08.0505.00=includes optional white and black frames to complete Trim finishing.

■ 08.0505.00
\+
1x Light Source
\+
1x Driver

Johnny 120 Square 1L – Recessed Universal Frame



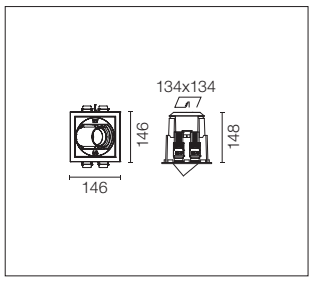

Einmalige Referenz für Trim- oder No-Trim-Deckeneinbau.
08.0550.00=enthält weißer Rahmen, um den Trim-Einbau zu vervollständigen.
08.0500.00=enthält, optional, weißer und schwarzer Rahmen, um den Trim-Einbau zu vervollständigen.

☐ 08.0550.00
\+
1x Light Source
\+
1x Driver

Unique reference for Trim or No Trim recessed installation.
08.0550.00=includes white frame to complete Trim finishing.
08.0500.00=includes optional white and black frames to complete Trim finishing.

■ 08.0500.00
\+
1x Light Source
\+
1x Driver

Johnny 120 Square 2L – Recessed Universal Frame



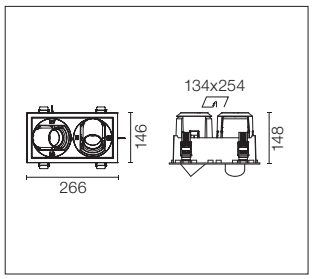

Einmalige Referenz für Trim- oder No-Trim-Deckeneinbau.
08.0551.00=enthält weißer Rahmen, um den Trim-Einbau zu vervollständigen.
08.0501.00=enthält, optional, weißer und schwarzer Rahmen, um den Trim-Einbau zu vervollständigen.

☐ 08.0551.00
\+
2x Light Source
\+
2x Driver

Unique reference for Trim or No Trim recessed installation.
08.0551.00=includes white frame to complete Trim finishing.
08.0501.00=includes optional white and black frames to complete Trim finishing.

■ 08.0501.00
\+
2x Light Source
\+
2x Driver

Johnny 120 Semi-Recessed 1L Square – Housing



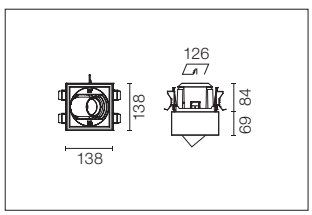

E I
08.0556.40
08.0556.CE
08.0556.TK
08.0556.14
\+
1x Light Source
\+
1x Driver

E I
08.0506.40
08.0506.CE
08.0506.TK
08.0506.14
\+
1x Light Source
\+
1x Driver

Johnny 120 Semi-Recessed 2L Square – Housing



E I
08.0557.40
08.0557.CE
08.0557.TK
08.0557.14
\+
2x Light Source
\+
2x Driver

E I
08.0507.40
08.0507.CE
08.0507.TK
08.0507.14
\+
2x Light Source
\+
2x Driver

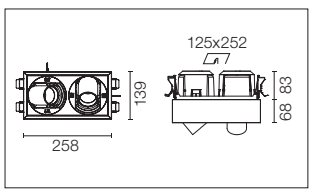

Zubehör / Accessories

Johnny 120

Querabschirmung Screening crosspiece		08.8429.00
Elliptische Linse Elliptical lens		08.8431.00

Johnny 120

Floodlinse Flood lens		08.8432.00
Honeycomb Honeycomb		08.8428.00
Konische Abschirmung Snoot shielding cone		08.0526.00

HOW TO ORDER JOHNNY 120

TRIM / NO TRIM 1L ROUND

Universal frame



08.0505.00 | 08.0555.00

\+

1x Light Source*



	2700K	3000K	2700K High Perf.	3000K High Perf.
Spot	03.0741.40 03.0741.14	03.0740.40 03.0740.14	03.0801.40 03.0801.14	03.0800.40 03.0800.14
Medium	03.0743.40 03.0743.14	03.0742.40 03.0742.14	03.0803.40 03.0803.14	03.0802.40 03.0802.14
Flood	03.0745.40 03.0745.14	03.0744.40 03.0744.14	03.0805.40 03.0805.14	03.0804.40 03.0804.14

=



No Trim

Trim White

Trim Black

TRIM / NO TRIM 1L SQUARE

Universal frame



08.0500.00 | 08.0550.00

\+

1x Light Source*



	2700K	3000K	2700K High Perf.	3000K High Perf.
Spot	03.0741.40 03.0741.14	03.0740.40 03.0740.14	03.0801.40 03.0801.14	03.0800.40 03.0800.14
Medium	03.0743.40 03.0743.14	03.0742.40 03.0742.14	03.0803.40 03.0803.14	03.0802.40 03.0802.14
Flood	03.0745.40 03.0745.14	03.0744.40 03.0744.14	03.0805.40 03.0805.14	03.0804.40 03.0804.14

=



No Trim

Trim White

Trim Black

TRIM / NO TRIM 2L SQUARE

Universal frame



08.0501.00 | 08.0551.00

\+

2x Light Source*



	2700K	3000K	2700K High Perf.	3000K High Perf.
Spot	03.0741.40 03.0741.14	03.0740.40 03.0740.14	03.0801.40 03.0801.14	03.0800.40 03.0800.14
Medium	03.0743.40 03.0743.14	03.0742.40 03.0742.14	03.0803.40 03.0803.14	03.0802.40 03.0802.14
Flood	03.0745.40 03.0745.14	03.0744.40 03.0744.14	03.0805.40 03.0805.14	03.0804.40 03.0804.14

=



No Trim

Trim White

Trim Black

* Ohne Netzgerät. Es wird ein Gerät als Lichtquelle benötigt / Power supply not included. One driver is needed per each light source.

HOW TO ORDER JOHNNY 120

SEMI-RECESSED 1L SQUARE

Housing



08.0506.40 | 08.0506.CE | 08.0506.TK | 08.0506.14



08.0556.40 | 08.0556.CE | 08.0556.TK | 08.0556.14

\+

1x Light Source*



	2700K	3000K	2700K High Perf.	3000K High Perf.
Spot	03.0741.40 03.0741.14	03.0740.40 03.0740.14	03.0801.40 03.0801.14	03.0800.40 03.0800.14
Medium	03.0743.40 03.0743.14	03.0742.40 03.0742.14	03.0803.40 03.0803.14	03.0802.40 03.0802.14
Flood	03.0745.40 03.0745.14	03.0744.40 03.0744.14	03.0805.40 03.0805.14	03.0804.40 03.0804.14

=



White | Concrete | Teak | Black

SEMI-RECESSED 2L SQUARE

Housing



08.0507.40 | 08.0507.CE | 08.0507.TK | 08.0507.14



08.0557.40 | 08.0557.CE | 08.0557.TK | 08.0557.14

\+

2x Light Source*



	2700K	3000K	2700K High Perf.	3000K High Perf.
Spot	03.0741.40 03.0741.14	03.0740.40 03.0740.14	03.0801.40 03.0801.14	03.0800.40 03.0800.14
Medium	03.0743.40 03.0743.14	03.0742.40 03.0742.14	03.0803.40 03.0803.14	03.0802.40 03.0802.14
Flood	03.0745.40 03.0745.14	03.0744.40 03.0744.14	03.0805.40 03.0805.14	03.0804.40 03.0804.14

=



White | Concrete | Teak | Black

* Ohne Netzgerät. Es wird ein Gerät als Lichtquelle benötigt / Power supply not included. One driver is needed per each light source.

COMPASS BOX RECESSED

DESIGNED BY FLOS ARCHITECTURAL

SMALL 1L / 2L	SMALL 1L / 2L	LARGE 1L / 2L
		
LIGHT SOURCE LED ARRAY 9,2W 945 lm 3000K/CRI 80	**LIGHT SOURCE** QR-CBC 51 GX5.3 max 50W  LED Retrofit Compatible*	**LIGHT SOURCE** QR-111 G53 max 100W  LED Retrofit Compatible*

* Kontaktieren Sie uns bitte, um eine Liste kompatibler Retrofit-LED-Glühbirnen zu erhalten / Please get in touch with us for compatible LED Retrofit bulb list.

☐ 30 Mattweiss/RAL 9001
30 Matt White



■ 14 Mattschwarz/RAL 9005
14 Matt Black



Schwenkbar um 20°.
Can be swivelled 20°.

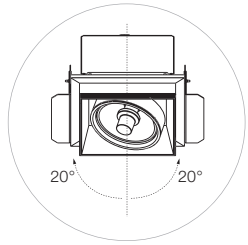

Produktbeschreibung
Für LED und Niederspannungshalogenlampen. Für den Einbau in abgehängte Decken von bis zu 30 mm Stärke.
1 oder 2 Lampen einstellbar- System.
Einbaukörper aus mattschwarz lackiertem Pressstahl und Einbaugehäuse aus Aluminiumguss mit Befestigungsvorrichtung für abgehängte Decken.
Das kardanische Ausrichtsystem ist aus mattschwarz pulverlackiertem Stahl.
Für Halogenversionen: Ein innovativer Blockiermechanismus mit schwarz lackierter Schraubenversperrung.
Klemmkasten für den Elektroanschluss über der Leuchtmittelhalterung.

Reflektoren
Reflektoren aus glänzend silbern eloxiertem Reinstaluminium.

Betriebsgerät
Vorverkabelung für externes Betriebsgerät inbegriffen.

Halogenlampen:
- Elektronischer Transformator 20/105W, 220/240V, 50/60Hz mit “leading and trailing edge” Dimmer (Phasenan- und Phasenabschnittdimmer).

Zubehör
- Schwarz lackierter Abschirmzylinder mit eingebautem Orientierungsraster.
- Honeycomb.
- Einbaugehäuse für abgehängte Decken.

Zusatzinformationen
Das kardanische Ausrichtsystem erlaubt einen Schwenkbereich von 40° in alle Richtungen.
Schutzgrad IP20.
Schutzklasse I, III je nach Modell.

Qualitätszeichen
Das Gerät entspricht der europäischen technischen Norm EN60598-1 und den entsprechenden Zusatzregelungen.

Description
Designed for LED lamps and very low voltage halogen lamps. For recess mounting in suspended ceilings of up to 30 mm thick.
1 or 2 lamp adjustable- system.
Pressed steel powder-coated recessed housing, extruded aluminum recessed trim frame for use with false ceiling systems.
Steel “compass-type” adjustment mechanism, powder-coated matt black.
For halogen versions: innovative steel bracket fixing system, painted black, with allen key locking mechanism.
Terminal block positioned on canopy housing box.

Reflectors
Super-pure, anodised-aluminum, silver reflectors with polished specular finish.

Power Supply
Pre-wiring included; ready for remote power supply.
Halogen:
- Electronic transformer 20/105W, 220/240V, 50/60Hz suitable for dimming when used with trailing edge dimmers.

Accessories
- Screening cylinder with cross baffle element incorporated, black powder-coated finish.
- Honeycomb.
- Frame needed for installation on false ceiling.

Additional Information
Compass-type adjustment system permits focusing from 0° to 40° in all directions.
IP20 protection grade.
Insulation class I, III depending on the versions.

Standard Compliance and Quality Marks
EN60598-1 European Technical Standards and any subsequent additions.

Compass Box Recessed Small 1L

Light Source: LED Array DC 500 mA - 9,2W - 945 lm - 3000K/CRI 80



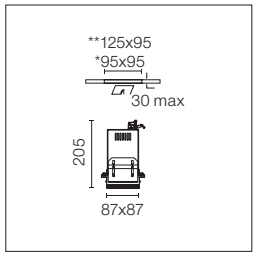

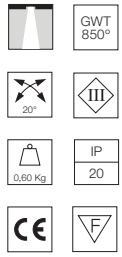

No Trim LED Einbauleuchte. Ohne Netzgerät.

No Trim recessed luminaire with LED light source. Power supply not included.

Der Rahmen für das Einbaugehäuse ist getrennt zu bestellen.

Pre-installation frame must be ordered separately.

Empfohlene Netzgeräte / Recommended power supply*:

Non Dimmable	60.9160
Dimmable 1-10V	60.9188
Dimmable Dali	60.8847
Dimmable Dali 2	60.9222
Mains Dimming	60.9411
Casambi	60.9207

* Siehe Treiberkapitel / Refer to the Drivers chapter

* Zugängliche Decke: module/offen. | Accessible ceiling: modular/open.
**Nicht zugängliche Decke. | Inaccessible ceiling.

03.2675.30A
03.2675.14A

18° SPOT

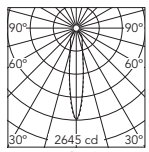

Luminous flux luminaire
789 lm (EXTREME CUT OFF)

Beam Angle: 18°		
h(m)	E(lx)	D(m)
1	2645	0.31
2	661	0.62
3	294	0.93
4	165	1.23
5	106	1.54

03.2676.30A
03.2676.14A

26° MEDIUM

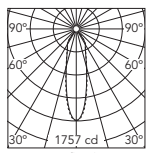

Luminous flux luminaire
783 lm (EXTREME CUT OFF)

Beam Angle: 26°		
h(m)	E(lx)	D(m)
1	1757	0.47
2	439	0.93
3	195	1.40
4	110	1.87
5	70	2.34

03.2677.30A
03.2677.14A

59° WIDE FLOOD

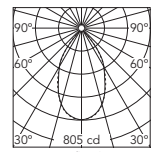

Luminous flux luminaire
739 lm (EXTREME CUT OFF)

Beam Angle: 59°		
h(m)	E(lx)	D(m)
1	805	1.14
2	201	2.28
3	89	3.42
4	50	4.56
5	32	5.70

Compass Box Recessed Small 2L

Light Source: LED Array DC 500 mA - 2x9,2W - 2x945 lm - 3000K/CRI 80



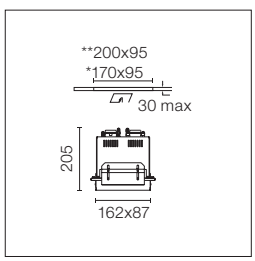

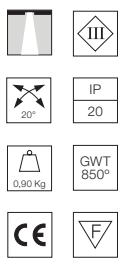

No Trim LED Einbauleuchte. Ohne Netzgerät. Für jeden Optikkörper ist ein Netzgerät erforderlich.

No Trim recessed luminaire with LED light source. Power supply not included. Requires one power supply for each optic body.

Der Rahmen für das Einbaugehäuse ist getrennt zu bestellen.

Pre-installation frame must be ordered separately.

Empfohlene Netzgeräte / Recommended power supply*:

Non Dimmable	60.9160
Dimmable 1-10V	60.9188
Dimmable Dali	60.8847
Dimmable Dali 2	60.9222
Mains Dimming	60.9411
Casambi	60.9207

* Siehe Treiberkapitel / Refer to the Drivers chapter

* Zugängliche Decke: module/offen. | Accessible ceiling: modular/open.
**Nicht zugängliche Decke. | Inaccessible ceiling.

03.2680.30A
03.2680.14A

18° SPOT

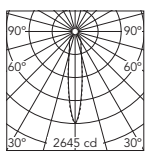

Luminous flux luminaire
789 lm (EXTREME CUT OFF)

Beam Angle: 18°		
h(m)	E(lx)	D(m)
1	2645	0.31
2	661	0.62
3	294	0.93
4	165	1.23
5	106	1.54

03.2681.30A
03.2681.14A

26° MEDIUM

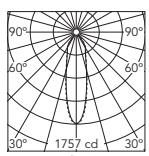

Luminous flux luminaire
783 lm (EXTREME CUT OFF)

Beam Angle: 26°		
h(m)	E(lx)	D(m)
1	1757	0.47
2	439	0.93
3	195	1.40
4	110	1.87
5	70	2.34

03.2682.30A
03.2682.14A

59° WIDE FLOOD

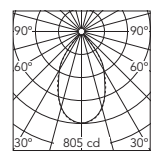

Luminous flux luminaire
739 lm (EXTREME CUT OFF)

Beam Angle: 59°		
h(m)	E(lx)	D(m)
1	805	1.14
2	201	2.28
3	89	3.42
4	50	4.56
5	32	5.70

Compass Box Recessed Small 1L

Light Source: QR-CBC 51 GX5.3 - max 50W (LED Retrofit Compatible*)



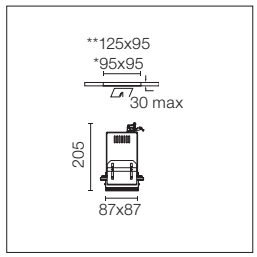

GWT 850° | A*→E | 20° | III | 0,59 Kg | IP 20 | CE | F

Einbauleuchte No Trim für 12V-Halogenlampe. Separater Transformator nicht inbegriffen.

Der Rahmen für das Einbaugehäuse ist getrennt zu bestellen.

No Trim recessed 12V halogen lamp luminaire.Remote transformer not included.

Pre-installation frame must be ordered separately.

03.2650.30
03.2650.14

* Zugängliche Decke: module/offen. | Accessible ceiling: modular/open.
**Nicht zugängliche Decke. | Inaccessible ceiling.

Compass Box Recessed Small 2L

Light Source: QR-CBC 51 GX5.3 - max 2x50W (LED Retrofit Compatible*)



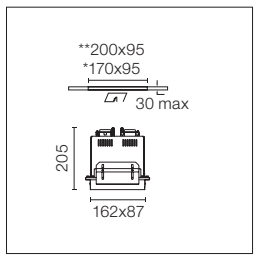

GWT 850° | 20° | III | A*→E | 0,90 Kg | IP 20 | CE | F

Einbauleuchte No Trim für 12V-Halogenlampe. Separater Transformator nicht inbegriffen.

Der Rahmen für das Einbaugehäuse ist getrennt zu bestellen.

No Trim recessed 12V halogen lamp luminaire.Remote transformer not included.

Pre-installation frame must be ordered separately.

03.2651.30
03.2651.14

* Zugängliche Decke: module/offen. | Accessible ceiling: modular/open.
**Nicht zugängliche Decke. | Inaccessible ceiling.

Compass Box Recessed Large 1L

Light Source: QR-111 G53 - max 100W (LED Retrofit Compatible*)



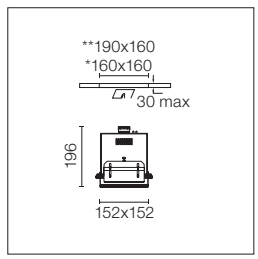

GWT 850° | 20° | III | A C→E | 1,20 Kg | IP 20 | CE | F

Einbauleuchte No Trim für 12V-Halogenlampe. Separater Transformator nicht inbegriffen.

Der Rahmen für das Einbaugehäuse ist getrennt zu bestellen.

No Trim recessed 12V halogen lamp luminaire.Remote transformer not included.

Pre-installation frame must be ordered separately.

03.2520.30
03.2520.14

* Zugängliche Decke: module/offen. | Accessible ceiling: modular/open.
**Nicht zugängliche Decke. | Inaccessible ceiling.

Compass Box Recessed Large 2L

Light Source: QR-111 G53 - max 2x100W (LED Retrofit Compatible*)



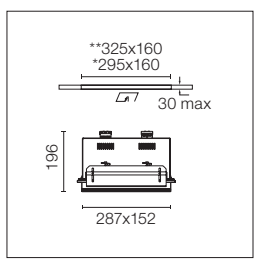

GWT 850° | 20° | III | A C→E | 1,95 Kg | IP 20 | CE | F

Einbauleuchte No Trim für 12V-Halogenlampe. Separater Transformator nicht inbegriffen.

Der Rahmen für das Einbaugehäuse ist getrennt zu bestellen.

No Trim recessed 12V halogen lamp luminaire.Remote transformer not included.

Pre-installation frame must be ordered separately.

03.2521.30
03.2521.14

* Zugängliche Decke: module/offen. | Accessible ceiling: modular/open.
**Nicht zugängliche Decke. | Inaccessible ceiling.

* Kontaktieren Sie uns bitte, um eine Liste kompatibler Retrofit-LED-Glühbirnen zu erhalten / Please get in touch with us for compatible LED Retrofit bulb list.

Zubehör / Accessories

Compass Box Recessed No Trim Small

Kleiner Rahmen für Einbaugehäuse mit 1 Lichtquelle.



08.8191.00

Pre-installation frame small single light.

Kleiner Rahmen für Einbaugehäuse mit 2 Lichtquellen.



08.8192.00

Pre-installation frame small 2 lights.

Compass Box Recessed Small

Querabschirmung
Screening crosspiece



08.8238.14

Honeycomb
Honeycomb



08.8196.14

Compass Box Recessed No Trim Large

Grosser Rahmen für Einbaugehäuse mit 1 Lichtquelle.



08.8187.00

Pre-installation frame large single light.

Grosser Rahmen für Einbaugehäuse mit 2 Lichtquellen.



08.8188.00

Pre-installation frame 2 large lights.

Compass Box Recessed Large

Querabschirmung
Screening crosspiece



08.8034.14

Honeycomb
Honeycomb



08.8036.14

BATTERY

DESIGNED BY F.A. PORSCHE

TRIM / NO TRIM SMALL
1L / 2L / 3L / 4L SQUARE



LIGHT SOURCE
LED ARRAY
16,5W
2290 lm
3000K/CRI 80

TRIM / NO TRIM SMALL
1L / 2L



LIGHT SOURCE
QR-CBC 51
GX5.3
max 50W

LED Retrofit Compatible*

TRIM / NO TRIM LARGE
1L / 2L



LIGHT SOURCE
QR-111
G53
max 100W

* Kontaktieren Sie uns bitte, um eine Liste kompatibler Retrofit-LED-Glühbirnen zu erhalten / Please get in touch with us for compatible LED Retrofit bulb list.

20 Mattweiss /RAL 9016
20 Matt White

08 Quecksilber/RAL 9007
08 Mercury

14 Mattschwarz/RAL 9005
14 Matt Black

Battery Trim



Battery No Trim



Ist bis 40° in alle Richtungen hin schwenkbar.
Can be rotated 40° in any direction.

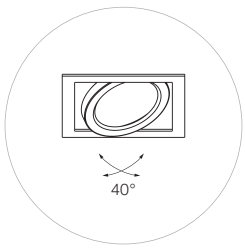

Produktbeschreibung
Strahlersystem mit 1, 2, 3 oder 4 schwenkbaren Lichtquellen zum Einbau in abgehängte Decken mit 1 bis 30 mm Dicke.Für Halogenlampen Niederspannung oder LED.
Einbaugehäuse aus mattschwarz pulverlackiertem Stahldruck mit Einbaurahmen aus stranggegossenem Aluminium mit Befestigungssystem für abgehängte Decken. (Battery No Trim).
Kardanischer Ausrichtmechanismus aus mattschwarz pulverlackiertem Stahl. Schwarz lackiertes Befestigungssystem mit Stahlklemmen und Sperrschraube. Ringe aus genarbtem Aluminiumdruckguss mit 3 mm starkem Stahlrahmen. Anschlussklemme für die Elektroanschlüsse über dem Leuchtmittelgehäuse.
Bei den Varianten mit Halogenlampen: Hochresistenter, zusätzlicher interner Ring aus PPS zur Befestigung der Lampe und des Blendschutzes.

Reflektoren
Reflektor aus Aluminium mit silbern eloxierter Aussenfläche und mit Reinstaluminium beschichteter Innenfläche. Abschirmring aus schwarzem thermoplastischem Material für Leuchtmittel mit hoher Lichtemission.

Betriebsgerät
Vorverkabelung inbegriffen; Ausgestattet für externes Betriebsgerät.
Halogenlampen:
- Elektronischer Transformator 20/105W, 220/240V, 50/60Hz mit “trailing edge” Dimmer.

Zubehör
- Abschirmzylinder mit eingebautem, schwarz pulverlackiertem Ausrichtgitter.
- Honeycomb.
- Elliptische Lichtstreulinse aus 4 mm starkem Hartglas.
- Farbfilter.
- Rahmen zur Installation an abgehängten Decken (Battery No Trim).

Zusatzinformationen
Das kardanische Ausrichtsystem erlaubt einen Schwenkbereich von 40° in alle Richtungen.
Schutzgrad IP20, IP23 je nach Modell.
Schutzklasse I, III je nach Modell.

Qualitätszeichen
Das Gerät entspricht der europäischen technischen Norm EN60598-1 und den entsprechenden Zusatzregelungen.

Description
1, 2, 3 or 4 lamp adjustable- system, for recessed ceiling thicknesses of 1-30 mm. Suitable for use with LED lamps or very low voltage halogens.
Pressed steel and matt black, powder-coated recessed housing, extruded aluminum recessed trim frame for use with false ceiling systems. (Battery No Trim).
Steel “compass-type” adjustment mechanism, powder-coated matt black. Innovative steel bracket fixing system, painted black, with allen key locking mechanism. Die-cast aluminum knurled rings housed in a 3 mm steel frame. Terminal block positioned on canopy housing box.
Halogen: additional high-resistance PPS inner ring, for mounting lamp and anti-glare functions.

Reflectors
Super-pure, anodised-aluminum, silver reflectors with polished specular finish.

Power Supply
Pre-wiring included; ready for remote power supply.
Halogen:
- Electronic transformer 20/105W, 220/240V, 50/60Hz suitable for dimming when used with trailing edge dimmers.

Accessories
- Screening cylinder with cross baffle element incorporated, black powder-coated finish.
- Honeycomb.
- 4 mm tempered glass elliptical distribution lens.
- Chromatic filters.
- Frame needed for installation on false ceiling (Battery No Trim).

Additional Information
Compass-type adjustment system permits focusing from 0° to 40° in all directions.
IP20, IP23 protection grade depending on the versions.
Insulation class I, III depending on the versions.

Standard Compliance and Quality Marks
EN60598-1 European Technical Standards and any subsequent additions.

Trim

No Trim

Battery Trim Small 1L

Light Source: LED Array DC 500 mA - 16,5W - 2290 lm - 3000K/CRI 80



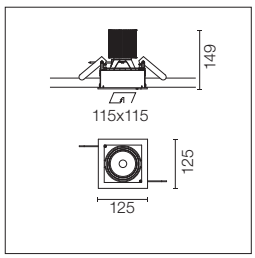

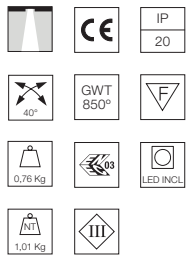

LED Einbauleuchte. Ohne Netzgerät.

Recessed luminaire with LED light source. Power supply not included.

Battery No Trim Small 1L



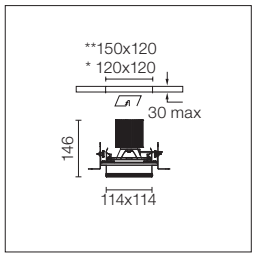

Der Rahmen für das Einbaugehäuse ist getrennt zu bestellen.

Pre-installation frame must be ordered separately.

Empfohlene Netzgeräte / Recommended power supply*:

Non Dimmable	60.9160
Dimmable 1-10V	60.9188
Dimmable Dali 1	60.8847
Dimmable Dali 2	60.9222
Mains Dimming	60.9467
Casambi	60.9207

* Siehe Treiberkapitel / Refer to the Drivers chapter

* Zugängliche Decke: module/offen. | Accessible ceiling: modular/open.
**Nicht zugängliche Decke. | Inaccessible ceiling.

04.6470.20B
04.6470.08B
04.6470.14B

04.6470.14BNT



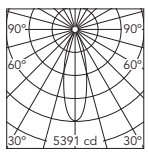

Luminous flux luminaire
1768 lm (EXTREME CUT OFF)

Beam Angle: 29°

h(m)	E(lx)	D(m)
1	5391	0.52
2	1348	1.04
3	599	1.56
4	337	2.08
5	216	2.59

04.6471.20B
04.6471.08B
04.6471.14B

04.6471.14BNT



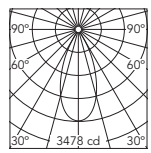

Luminous flux luminaire
1827 lm (EXTREME CUT OFF)

Beam Angle: 44°

h(m)	E(lx)	D(m)
1	3478	0.80
2	870	1.61
3	386	2.41
4	217	3.21
5	139	4.01

Battery Trim Small 2L

Light Source: LED Array DC 500 mA - 2x16,5W - 2x2290 lm - 3000K/CRI 80



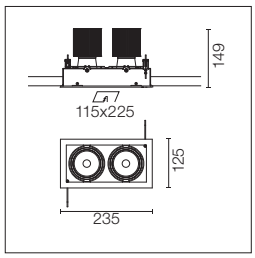

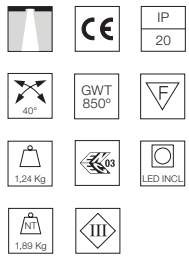

LED Einbauleuchte. Für jeden Optikkörper ist ein Netzgerät erforderlich.

Recessed luminaire with LED light source. Power supply not included. Requires one power supply for each optic body.

Battery No Trim Small 2L



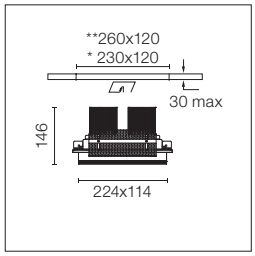

Der Rahmen für das Einbaugehäuse ist getrennt zu bestellen.

Pre-installation frame must be ordered separately.

Empfohlene Netzgeräte / Recommended power supply*:

Non Dimmable	60.9160
Dimmable 1-10V	60.9188
Dimmable Dali 1	60.8847
Dimmable Dali 2	60.9222
Mains Dimming	60.9467
Casambi	60.9207

* Siehe Treiberkapitel / Refer to the Drivers chapter

* Zugängliche Decke: module/offen. | Accessible ceiling: modular/open.
**Nicht zugängliche Decke. | Inaccessible ceiling.

04.6475.20B
04.6475.08B
04.6475.14B

04.6475.14BNT



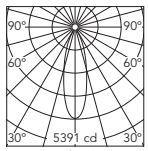

Luminous flux luminaire
1768 lm (EXTREME CUT OFF)

Beam Angle: 29°

h(m)	E(lx)	D(m)
1	5391	0.52
2	1348	1.04
3	599	1.56
4	337	2.08
5	216	2.59

04.6476.20B
04.6476.08B
04.6476.14B

04.6476.14BNT



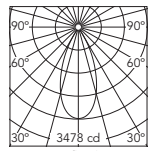

Luminous flux luminaire
1827 lm (EXTREME CUT OFF)

Beam Angle: 44°

h(m)	E(lx)	D(m)
1	3478	0.80
2	870	1.61
3	386	2.41
4	217	3.21
5	139	4.01

Battery Trim Small 3L

Light Source: LED Array DC 500 mA - 3x16,5W - 3x2290 lm - 3000K/CRI 80



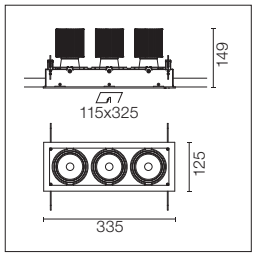

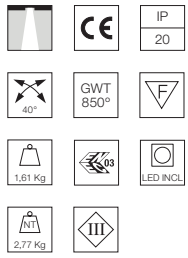

LED Einbauleuchte. Für jeden Optikkörper ist ein Netzgerät erforderlich.

Recessed luminaire with LED light source. Power supply not included. Requires one power supply for each optic body.

Battery No Trim Small 3L



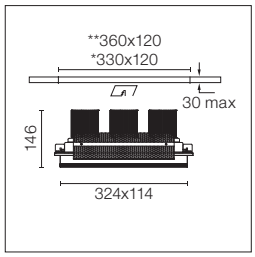

Der Rahmen für das Einbaugehäuse ist getrennt zu bestellen.

Pre-installation frame must be ordered separately.

Empfohlene Netzgeräte / Recommended power supply*:

Non Dimmable	60.9160
Dimmable 1-10V	60.9188
Dimmable Dali 1	60.8847
Dimmable Dali 2	60.9222
Mains Dimming	60.9467
Casambi	60.9207

* Siehe Treiberkapitel / Refer to the Drivers chapter

* Zugängliche Decke: module/offen. | Accessible ceiling: modular/open.
**Nicht zugängliche Decke. | Inaccessible ceiling.

04.6480.20B
04.6480.08B
04.6480.14B

04.6480.14BNT



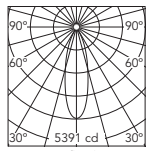

Luminous flux luminaire
1768 lm (EXTREME CUT OFF)

Beam Angle:	29°	
h(m)	E(lx)	D(m)
1	5391	0.52
2	1348	1.04
3	599	1.56
4	337	2.08
5	216	2.59

04.6481.20B
04.6481.08B
04.6481.14B

04.6481.14BNT



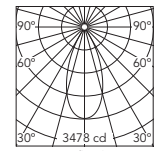

Luminous flux luminaire
1827 lm (EXTREME CUT OFF)

Beam Angle:	44°	
h(m)	E(lx)	D(m)
1	3478	0.80
2	870	1.61
3	386	2.41
4	217	3.21
5	139	4.01

Battery Trim Small 4L Square

Light Source: LED Array DC 500 mA - 4x16,5W - 4x2290 lm - 3000K/CRI 80



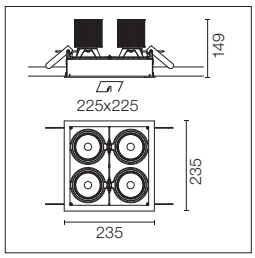

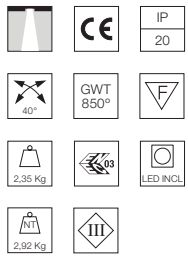

LED Einbauleuchte. Für jeden Optikkörper ist ein Netzgerät erforderlich.

Recessed luminaire with LED light source. Power supply not included. Requires one power supply for each optic body.

Battery No Trim Small 4L Square



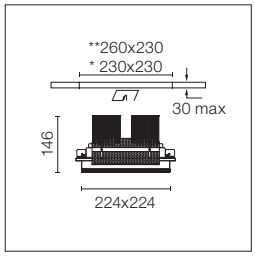

Der Rahmen für das Einbaugehäuse ist getrennt zu bestellen.

Pre-installation frame must be ordered separately.

Empfohlene Netzgeräte / Recommended power supply*:

Non Dimmable	60.9160
Dimmable 1-10V	60.9188
Dimmable Dali 1	60.8847
Dimmable Dali 2	60.9222
Mains Dimming	60.9467
Casambi	60.9207

* Siehe Treiberkapitel / Refer to the Drivers chapter

* Zugängliche Decke: module/offen. | Accessible ceiling: modular/open.
**Nicht zugängliche Decke. | Inaccessible ceiling.

04.6485.20B
04.6485.08B
04.6485.14B

04.6485.14BNT



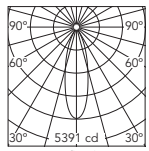

Luminous flux luminaire
1768 lm (EXTREME CUT OFF)

Beam Angle:	29°	
h(m)	E(lx)	D(m)
1	5391	0.52
2	1348	1.04
3	599	1.56
4	337	2.08
5	216	2.59

04.6486.20B
04.6486.08B
04.6486.14B

04.6486.14BNT



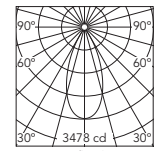

Luminous flux luminaire
1827 lm (EXTREME CUT OFF)

Beam Angle:	44°	
h(m)	E(lx)	D(m)
1	3478	0.80
2	870	1.61
3	386	2.41
4	217	3.21
5	139	4.01

Battery Trim Small 1L

Light Source: QR-CBC 51 GX5.3 - max 50W (LED Retrofit Compatible*)



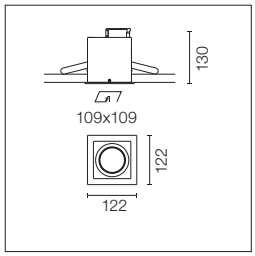



Einbauleuchte für 12V Halogenlampe. Separater Transformator nicht inbegriffen.

Zusätzlicher interner Ring aus hochresistentem Kunststoff (PPS).

Recessed 12V halogen lamp luminaire. Remote transformer not included.

Additional inner plastic (PPS) ring for lamp approaching & low glare effect.

Battery No Trim Small 1L



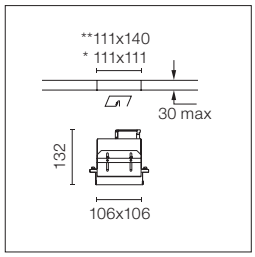

Der Rahmen für das Einbaugehäuse ist getrennt zu bestellen.

Pre-installation frame must be ordered separately.

- 04.6021.20
- 04.6021.08
- 04.6021.14

- 04.6021.20.NT
- 04.6021.08.NT
- 04.6021.14.NT

* Zugängliche Decke: module/offen. | Accessible ceiling: modular/open.
**Nicht zugängliche Decke. | Inaccessible ceiling.

Battery Trim Small 2L

Light Source: QR-CBC 51 GX5.3 - max 2x50W (LED Retrofit Compatible*)



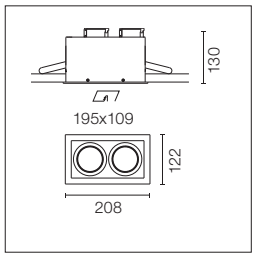



Einbauleuchte für 12V Halogenlampe. Separater Transformator nicht inbegriffen.

Zusätzlicher interner Ring aus hochresistentem Kunststoff (PPS).

Recessed 12V halogen lamp luminaire. Remote transformer not included.

Additional inner plastic (PPS) ring for lamp approaching & low glare effect.

Battery No Trim Small 2L



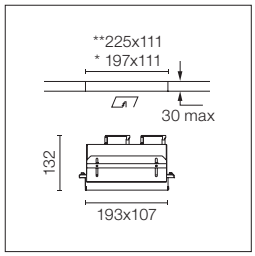

Der Rahmen für das Einbaugehäuse ist getrennt zu bestellen.

Pre-installation frame must be ordered separately.

- 04.6022.20
- 04.6022.08
- 04.6022.14

- 04.6022.20.NT
- 04.6022.08.NT
- 04.6022.14.NT

* Zugängliche Decke: module/offen. | Accessible ceiling: modular/open.
**Nicht zugängliche Decke. | Inaccessible ceiling.

* Kontaktieren Sie uns bitte, um eine Liste kompatibler Retrofit-LED-Glühbirnen zu erhalten / Please get in touch with us for compatible LED Retrofit bulb list.

Battery Trim Large 1L

Light Source: QR-111 G53 - max 100W



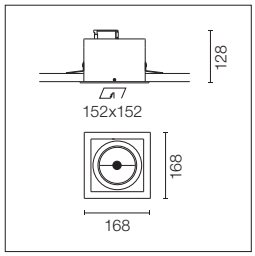



Einbauleuchte für 12V Halogenlampe. Separater Transformator nicht inbegriffen.

Recessed 12V halogen lamp luminaire. Remote transformer not included.

Battery No Trim Large 1L



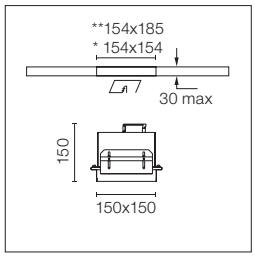

Der Rahmen für das Einbaugehäuse ist getrennt zu bestellen.

Pre-installation frame must be ordered separately.

- 04.6001.20
- 04.6001.08
- 04.6001.14

- 04.6001.20.NT
- 04.6001.08.NT
- 04.6001.14.NT

* Zugängliche Decke: module/offen. | Accessible ceiling: modular/open.
**Nicht zugängliche Decke. | Inaccessible ceiling.

Battery Trim Large 2L

Light Source: QR-111 G53 - max 2x100W



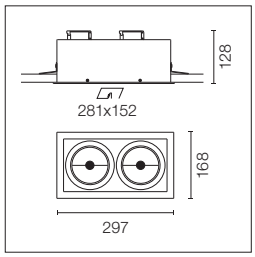



Einbauleuchte für 12V Halogenlampe. Separater Transformator nicht inbegriffen.

Recessed 12V halogen lamp luminaire. Remote transformer not included.

Battery No Trim Large 2L



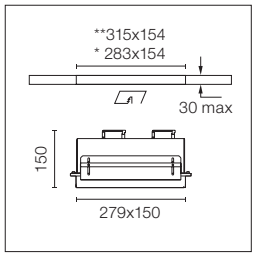

Der Rahmen für das Einbaugehäuse ist getrennt zu bestellen.

Pre-installation frame must be ordered separately.

- 04.6002.20
- 04.6002.08
- 04.6002.14

- 04.6002.20.NT
- 04.6002.08.NT
- 04.6002.14.NT

* Zugängliche Decke: module/offen. | Accessible ceiling: modular/open.
**Nicht zugängliche Decke. | Inaccessible ceiling.

* Kontaktieren Sie uns bitte, um eine Liste kompatibler Retrofit-LED-Glühbirnen zu erhalten / Please get in touch with us for compatible LED Retrofit bulb list.

Zubehör / Accessories

Battery No Trim: LED Array

Kleiner Rahmen für Einbaugehäuse mit 1 Lichtquelle.	Pre-installation frame small single light.		08.8523.00
Kleiner Rahmen für Einbaugehäuse mit 2 Lichtquellen.	Pre-installation frame small 2 lights.		08.8524.00
Kleiner Rahmen für Einbaugehäuse mit 3 Lichtquellen.	Pre-installation frame small 3 lights.		08.8525.00
Kleiner Rahmen für Einbaugehäuse mit 4 Lichtquellen.	Pre-installation frame small 4 lights.		08.8526.00

Battery No Trim: QR-CBC 51

Kleiner Rahmen für Einbaugehäuse mit 1 Lichtquelle.	Pre-installation frame small single light.		08.8080.00
Kleiner Rahmen für Einbaugehäuse mit 2 Lichtquellen.	Pre-installation frame small 2 lights.		08.8081.00

Battery No Trim: QR-111

Grosser Rahmen für Einbaugehäuse mit 1 Lichtquelle.	Pre-installation frame large single light.		08.8084.00
Grosser Rahmen für Einbaugehäuse mit 2 Lichtquellen.	Pre-installation frame large 2 lights.		08.8085.00

Zubehör / Accessories

Battery Trim / No Trim: LED Array

Honeycomb Honeycomb		08.8495.14
Blauer filter Blue filter		08.8503.64.OD
Hellblauer filter Sky blue filter		08.8503.65.OD
Amber filter Amber filter		08.8503.66.OD
Roter filter Red filter		08.8503.67.OD
Hot light Hot light		08.8503.69
Cold light Cold light		08.8503.CL
Daylight Daylight		08.8503.DL
Neodimium Neodimium		08.8503.ND

Battery Trim / No Trim: QR-111

Elliptische linse Elliptical lens		08.8025.20 08.8025.08 08.8025.14
Abschirmzylinder Screening cylinder		08.8030.20 08.8030.08 08.8030.14
Honeycomb Honeycomb		08.8029.20 08.8029.08 08.8029.14
Floodlinse Flood lens		08.8180.20 08.8180.08 08.8180.14
Blauer filter Blue filter		08.8027.20.AO 08.8027.08.AO 08.8027.14.AO
Hellblauer filter Sky blue filter		08.8027.20.AC 08.8027.08.AC 08.8027.14.AC
Amber filter Amber filter		08.8027.20.AM 08.8027.08.AM 08.8027.14.AM
Roter filter Red filter		08.8027.20.RO 08.8027.08.RO 08.8027.14.RO
U.V. filter U.V. filter		08.8027.20.UV 08.8027.08.UV 08.8027.14.UV
I.R. filter I.R. filter		08.8027.20.IR 08.8027.08.IR 08.8027.14.IR
Hot light Hot light		08.8027.20.HL 08.8027.08.HL 08.8027.14.HL
Cold light Cold light		08.8027.20.CL 08.8027.08.CL 08.8027.14.CL
Daylight Daylight		08.8027.20.DL 08.8027.08.DL 08.8027.14.DL
Neodimium Neodimium		08.8027.20.ND 08.8027.08.ND 08.8027.14.ND

MICRO BATTERY

DESIGNED BY F.A. PORSCHE

OPAL



LIGHT SOURCE
LED ARRAY
9,2W
1060 lm
3000K/CRI 90

LIGHT SOURCE
PAR 16
GZ10
max 50W

LIGHT SOURCE
QR-CBC 51
GX5.3
max 50W

FIXED ADJUSTABLE



LIGHT SOURCE
LED ARRAY
9,2W
1060 lm
3000K/CRI 90

LIGHT SOURCE
PAR 16
GZ10
max 50W

LED Retrofit
Compatible*

LIGHT SOURCE
QR-CBC 51
GX5.3
max 50W

LED Retrofit
Compatible*

* Kontaktieren Sie uns bitte, um eine Liste kompatibler Retrofit-LED-Glühbirnen zu erhalten / Please get in touch with us for compatible LED Retrofit bulb list.

☐ 20 Mattweiss/RAL 9016
20 Matt White



■ 08 Quecksilber/RAL 9007
08 Mercury



■ 14 Mattschwarz/RAL 9005
14 Matt Black



Die Modelle “adjustable” sind bis 40° in alle Richtungen hin schwenkbar.
Adjustable versions can be swivelled 40° in any direction.

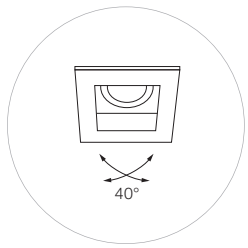

Produktbeschreibung
Einbaustrahler für Innenbereiche in starrer oder schwenkbarer Variante.Für LED, Niederspannungshalogenlampen, direkten Netzanschluss oder Metalldampflampen, die untereinander kombiniert werden können. Schwenkbarer Leuchtenkörper, gleichzeitig Lampenhalterung, aus schwarz pulverlackiertem Aluminiumdruckguss. Schliessring aus schwarz pulverlackiertem Aluminiumdruckguss. Lampenbefestigungsfeder aus rostfreiem Stahl. Einbaukörper zur Lampenabschirmung aus schwarz pulverlackiertem Stahl. Aussenrahmen aus lackiertem Aluminium. Befestigungssystem für abgehängte Decken bis zu 30 mm Dicke mit rostfreien Stahlklemmen mit Sicherheitsschraube.

Reflektoren
Der Strahler ist nur für Leuchtmittel mit eingebautem Reflektor ausgestattet.

Betriebsgerät
Elektronischer Transformator der neuesten Generation nicht inbegriffen.
Elektronischer Transformator 20/105W, 220/240V, 50/60Hz, mit “trailing edge” Dimmer.

Zubehör
Anti-Blendungszylinder. Abschirmung 40°. Nicht kompatibel mit LED-Versionen.

Zusatzinformationen
Das kardanische Ausrichtsystem erlaubt einen Schwenkbereich von 40° in alle Richtungen.
Schutzgrad: IP44 für unzugängliche Decken und Strahler mit Schutzglas; IP23 für unzugängliche Decken und Strahler ohne Schutzglas.
Schutzklasse II, III je nach Modell.
Auf normal entflammbaren Oberflächen einsetzbar.

Qualitätszeichen
Das Gerät entspricht der europäischen technischen Norm EN60598-1 und den entsprechenden Zusatzregelungen.

Description
Recessed indoor luminaire, adjustable or fixed. Suitable for use with LED lamps, very low voltage halogens or direct mains power, metal halide lamps or a combination of them. Die-cast aluminum adjustable lamp-support with black powder-coated finish. Die-cast aluminum, black powder-coated closing ring. Stainless steel lamp fixing spring. Recessed steel body for reducing lamp visibility with black powder-coated finish. Painted aluminum outer frame. Fixing system for ceiling thicknesses 0-30 mm. with steel sprung brackets.

Reflectors
The luminaire is designed for reflector lamps only.

Power Supply
Next-generation electronic transformer not included. 20/105W, 220/240V, 50/60Hz electronic transformer suitable for dimming when used with trailing edge dimmers.

Accessories
Anti-glare cylinder. Cut-off 40°. Not compatible with LED versions.

Additional Information
Compass-type adjustment system permits focusing from 0° to 40° in all directions.
IP44 protection grade in non-accessible ceilings, for luminaires with glass cover; IP23 in non-accessible ceilings, for luminaires without glass cover.
Insulation class II, III depending on the versions.
Suitable for installation on normally inflammable surfaces.

Standard Compliance and Quality Marks
EN60598-1 European Technical Standards and any subsequent additions.

Micro Battery Opal Glass

Light Source: LED Array DC 500 mA - 9,2W - 1060 lm - 3000K/CRI 90



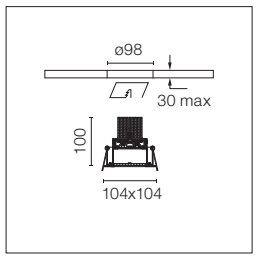

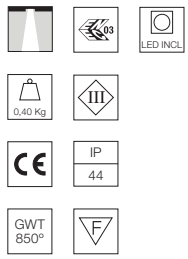

LED Einbauleuchte. Ohne Netzgerät.

Recessed luminaire with LED light source. Power supply not included.

Empfohlene Netzgeräte / Recommended power supply*:

Non Dimmable	60.9160
Dimmable 1-10V	60.9188
Dimmable Dali 1	60.8847
Dimmable Dali 2	60.9222
Mains Dimming	60.9411
Casambi	60.9207

* Siehe Treiberkapitel / Refer to the Drivers chapter

- 04.6330.20B
- 04.6330.08B
- 04.6330.14B



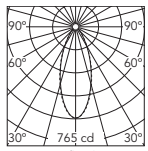

Luminous flux luminaire
581 lm (EXTREME CUT OFF)

Beam Angle: 40°

h(m)	E(lx)	D(m)
1	765	0.72
2	191	1.45
3	85	2.17
4	48	2.89
5	31	3.62

Micro Battery Opal Glass

Light Source: PAR 16 GZ10 - max 50W



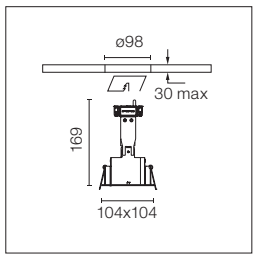

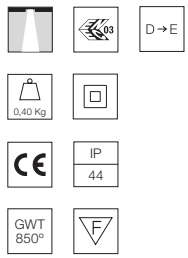

Einbauleuchte für Netzspannung.

Recessed luminaire with main voltage source.

- 04.6305.20
- 04.6305.08
- 04.6305.14

Micro Battery Opal Glass

Light Source: QR-CBC 51 GX5.3 - max 50W



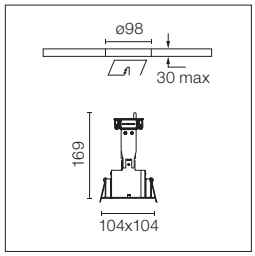

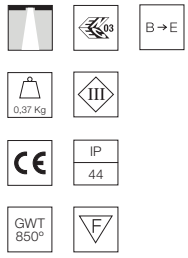

Einbauleuchte für 12V Halogenlampe. Separater Transformator nicht inbegriffen.

Recessed 12V halogen lamp luminaire. Remote transformer not included.

- 04.6300.20
- 04.6300.08
- 04.6300.14

* Kontaktieren Sie uns bitte, um eine Liste kompatibler Retrofit-LED-Glühbirnen zu erhalten / Please get in touch with us for compatible LED Retrofit bulb list.

Micro Battery Fixed

Light Source: LED Array DC 500 mA - 9,2W - 1060 lm - 3000K/CRI 90



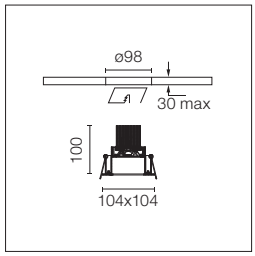

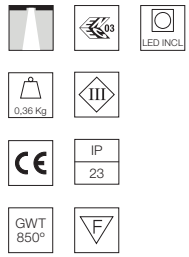

LED Einbauleuchte. Ohne Netzgerät. Recessed luminaire with LED light source. Power supply not included.

Empfohlene Netzgeräte / Recommended power supply*:

Non Dimmable	60.9160
Dimmable 1-10V	60.9188
Dimmable Dali 1	60.8847
Dimmable Dali 2	60.9222
Mains Dimming	60.9411
Casambi	60.9207

* Siehe Treiberkapitel / Refer to the Drivers chapter

04.6333.20B
04.6333.08B
04.6333.14B

17°
SPOT

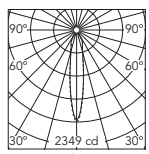

Luminous flux luminaire
611 lm (EXTREME CUT OFF)

Beam Angle: 17°

h(m)	E(lx)	D(m)
1	2349	0.31
2	587	0.61
3	261	0.92
4	147	1.23
5	94	1.54

04.6335.20B
04.6335.08B
04.6335.14B

58°
WIDE FLOOD

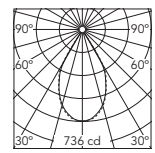

Luminous flux luminaire
589 lm (EXTREME CUT OFF)

Beam Angle: 58°

h(m)	E(lx)	D(m)
1	736	1.10
2	184	2.20
3	82	3.30
4	46	4.40
5	29	5.50

04.6334.20B
04.6334.08B
04.6334.14B

25°
MEDIUM

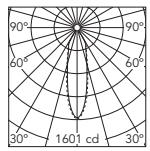

Luminous flux luminaire
614 lm (EXTREME CUT OFF)

Beam Angle: 25°

h(m)	E(lx)	D(m)
1	1601	0.45
2	400	0.90
3	178	1.35
4	100	1.80
5	64	2.25

Micro Battery Fixed

Light Source: PAR 16 GZ10 - max 50W (LED Retrofit Compatible*)



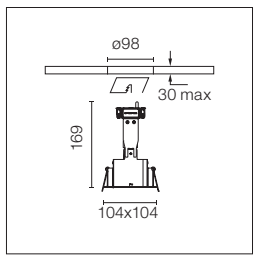

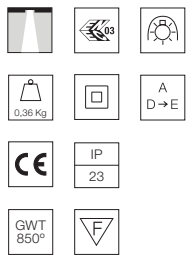

Einbauleuchte für Netzspannung. Recessed luminaire with main voltage source.

04.6306.20
04.6306.08
04.6306.14

Micro Battery Fixed

Light Source: QR-CBC 51 GX5.3 - max 50W (LED Retrofit Compatible*)



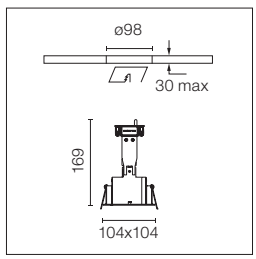

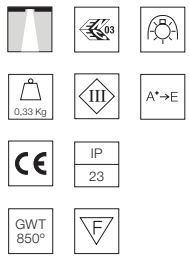

Einbauleuchte für 12V Halogenlampe. Separater Transformator nicht inbegriffen. Recessed 12V halogen lamp luminaire. Remote transformer not included.

04.6301.20
04.6301.08
04.6301.14

* Kontaktieren Sie uns bitte, um eine Liste kompatibler Retrofit-LED-Glühbirnen zu erhalten / Please get in touch with us for compatible LED Retrofit bulb list.

Micro Battery Adjustable

Light Source: LED Array DC 500 mA - 9,2W - 1060 lm - 3000K/CRI 90



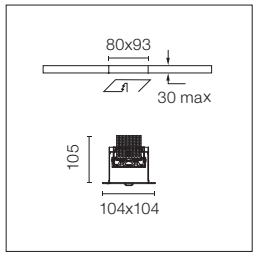

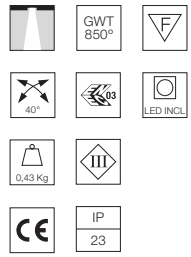

LED Einbauleuchte. Ohne Netzgerät.

Recessed luminaire with LED light source. Power supply not included.

Empfohlene Netzgeräte / Recommended power supply*:

Non Dimmable	60.9160
Dimmable 1-10V	60.9188
Dimmable Dali 1	60.8847
Dimmable Dali 2	60.9222
Mains Dimming	60.9411
Casambi	60.9207

* Siehe Treiberkapitel / Refer to the Drivers chapter

04.6336.20B
04.6336.08B
04.6336.14B

17° SPOT

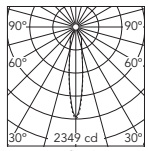

Luminous flux luminaire 611 lm (EXTREME CUT OFF)

Beam Angle: 17°

h(m)	E(lx)	D(m)
1	2349	0.31
2	587	0.61
3	261	0.92
4	147	1.23
5	94	1.54

04.6338.20B
04.6338.08B
04.6338.14B

58° WIDE FLOOD

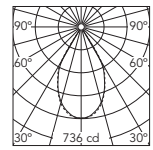

Luminous flux luminaire 589 lm (EXTREME CUT OFF)

Beam Angle: 58°

h(m)	E(lx)	D(m)
1	736	1.10
2	184	2.20
3	82	3.30
4	46	4.40
5	29	5.50

04.6337.20B
04.6337.08B
04.6337.14B

25° MEDIUM

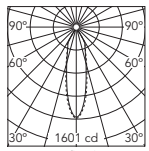

Luminous flux luminaire 614 lm (EXTREME CUT OFF)

Beam Angle: 25°

h(m)	E(lx)	D(m)
1	1601	0.45
2	400	0.90
3	178	1.35
4	100	1.80
5	64	2.25

Micro Battery Adjustable

Light Source: PAR 16 GZ10 - max 50W (LED Retrofit Compatible*)



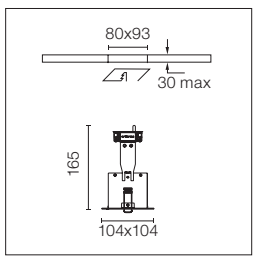

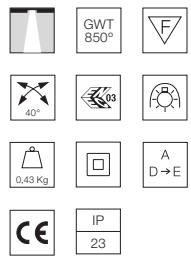

Einbauleuchte für Netzspannung.

Recessed luminaire with main voltage source.

04.6307.20
04.6307.08
04.6307.14

Micro Battery Adjustable

Light Source: QR-CBC 51 GX5.3 - max 50W (LED Retrofit Compatible*)



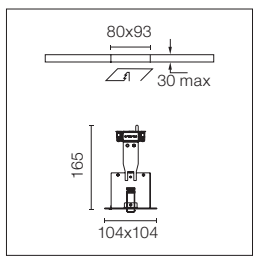

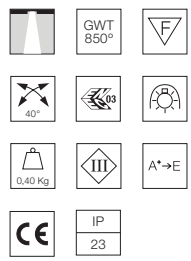

Einbauleuchte für 12V Halogenlampe. Separater Transformator nicht inbegriffen.

Recessed 12V halogen lamp luminaire. Remote transformer not included.

04.6302.20
04.6302.08
04.6302.14

Zubehör / Accessories

Anti-Blendungszylinder. Abschirmung 40°. Nicht kompatibel mit LED-Versionen.

Anti-glare cylinder. Cut-off 40°. Not compatible with LED versions.



08.8270.14

* Kontaktieren Sie uns bitte, um eine Liste kompatibler Retrofit-LED-Glühbirnen zu erhalten / Please get in touch with us for compatible LED Retrofit bulb list.

SPOTLIGHTS

Camera, Find Me, UT Spot,
Solid Pure, Pure Spot, Wan Spot,
Fort Knox.

NEW

CAMERA

DESIGNED BY KNUD HOLSCHER

IN-TRACK

CAMERA 60



LIGHT SOURCE
LED ARRAY
Up to 20W
3000K/CRI 97
Up to 1260 lm
3500K/CRI 97
Up to 1355 lm

CAMERA 90



LIGHT SOURCE
LED ARRAY
Up to 32W
3000K/CRI 97
Up to 2585 lm
3500K/CRI 97
Up to 2715 lm

GA-69

CAMERA 60



LIGHT SOURCE
LED ARRAY
Up to 20W
3000K/CRI 97
Up to 1260 lm
3500K/CRI 97
Up to 1355 lm

CAMERA 90



LIGHT SOURCE
LED ARRAY
Up to 32W
3000K/CRI 97
Up to 2585 lm
3500K/CRI 97
Up to 2715 lm

☐ WA Texturiertes Weiss
WA Textured White



■ DR Anthrazit
DR Anthracite



NEW

Produktbeschreibung
Innenleuchte für die Installation an dreiphasiger Schiene, mit leistungsstarken LED-Lichtquellen und als dimmbare und nicht dimmbare Version erhältlich.
Diese Produktgruppe ist in zwei Größen erhältlich (60 und 90).
Das optische Gehäuse der Leuchte ist das Ergebnis einer gründlichen optischen Recherche. Doppelte Fokuslinse, die speziell für diese Produkte von FLOS entwickelt wurde. Sie garantiert die maximale optische Kontrolle und eine außergewöhnliche Homogenität des Lichtstrahls. Camera nutzt die Vorteile einer innovativen, mikrostrukturierten Silikonlinse, die eine gute Kontrolle erlaubt und für absolute Effizienz, Hitzebeständigkeit und maximale Qualität bei der Lichtverteilung sorgt. Sie beinhaltet ein LED Array mit einer innovativen Lichtprojektionsbearbeitung, die eine sehr enge Optik und Allgemeinbeleuchtung ermöglicht. Vollständig integrierter “cut-off”-Dimmer.
Das optische Set beinhaltet 5 unterschiedliche Lichtstrahlöffnungen, von denen jede einzelne für eine besondere Anwendung entwickelt wurde. Ob intensiver Lichtstrahl oder Streulichteffekt, die optische Steuerung ist stets außergewöhnlich und es kommt zu keinem Lichtabfall.

Betriebsgerät
Stromversorgung mittels Konstantstrom, in nicht dimmbarer oder dimmbarer Version mittels eingebautem Potentiometer, Dali und Casambi.
Für die Steuerung mittels Casambi (maximal 200 Leuchten) müssen Casambi-Leuchten bestellt werden.
Für Mobilgeräte ist die app FLOS Control® powered by Casambi erforderlich (erhältlich im Apple Store und auf Google Play).

Zubehör
- Honeycomb verfügbar.

Qualitätszeichen
Das Gerät entspricht der europäischen technischen Norm EN60598-1 und den entsprechenden Zusatzregelungen.

Description
Luminaire for indoor use to be mounted on three phase track, available in LED technology light sources and in dimmable and non-dimmable versions.
The family is available in two sizes (60 / 90).
The optical housing of the luminaire is the result of a careful optical research. Dual focus lens specifically developed by FLOS for these products. Ensures maximum optical control and exceptionally even light beams.
Camera takes advantage of an innovative micro-textured silicone lens that allows extreme control as well as providing absolute efficiency, heat resistance and maximum quality in light distribution.
It incorporates an LED Array with an innovative light projection treatment that allows very narrow optics and general lighting. Integrated full cut-off.
The optical kit available includes 5 differentiated beam openings, each developed for a specific target application. Whether it’s intensive beams or diffused light effects, optical control is always exceptional and fall-off is totally absent.

Power Supply
Not dimmable or dimmable 220-240V, constant current, power supply included. Dimmable versions are available with DALI, Casambi or come with a built-in Potentiometer.
For Casambi management (Max. 200 luminaires) it is mandatory to use fixtures in the Casambi version.
For managing and controlling the Casambi system, the FLOS Control® app powered by Casambi for mobile devices is required (available in the Apple Store and Google Play).

Accessories
- Honeycomb available.

Standard Compliance and Quality Marks
EN60598-1 European Technical Standards and any subsequent additions.

FLOS
CONTROL BY CASAMBI
Available on the App Store
GET IT ON Google Play

Camera 60

Light Source: Super Spot: LED Array 13W - 750 lm - 3000K/CRI 97 / 13W - 780 lm - 3500K/CRI 97
S/M/F/WF: LED Array 20W - 1260 lm - 3000K/CRI 97 / 20W - 1355 lm - 3500K/CRI 97



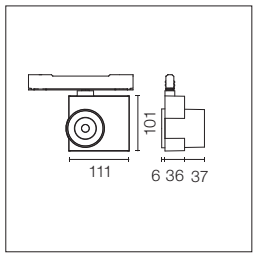

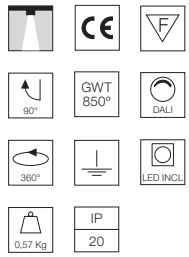

Projektor für die Installation in einer dreiphasigen Schiene mit LED-Lichtquelle. Stromversorgung: 220–240 V, 50–60 Hz.
Zur Installation mit den Tracking Power-Profilen.

Spotlight to be installed on 3-phase track with LED light source. 220-240V, 50-60Hz power supply integrated.
To be used with The Tracking Power profiles.

Optic Super Spot 3000K

Non Dimmable
- 09.8100.WA
- 09.8100.DR

Potentiometer
- 09.8100.WA.PC
- 09.8100.DR.PC

**Casambi integrated
- 09.8100.WA.CB
- 09.8100.DR.CB

9° SUPER SPOT

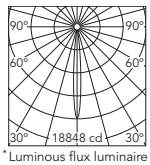

*Luminous flux luminaire 634 lm

Beam Angle: 9°		
h(m)	E(lx)	D(m)
1	18848	0.16
2	4712	0.32
3	2094	0.48
4	1178	0.64
5	754	0.80

Optic Super Spot 3500K

Non Dimmable
- 09.8105.WA
- 09.8105.DR

Potentiometer
- 09.8105.WA.PC
- 09.8105.DR.PC

**Casambi integrated
- 09.8105.WA.CB
- 09.8105.DR.CB

9° SUPER SPOT

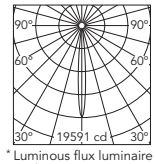

*Luminous flux luminaire 659 lm

Beam Angle: 9°		
h(m)	E(lx)	D(m)
1	19591	0.16
2	4898	0.32
3	2177	0.48
4	1224	0.64
5	784	0.80

Optic Spot 3000K

Non Dimmable
- 09.8101.WA
- 09.8101.DR

Potentiometer
- 09.8101.WA.PC
- 09.8101.DR.PC

**Casambi integrated
- 09.8101.WA.CB
- 09.8101.DR.CB

15° SPOT

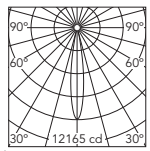

*Luminous flux luminaire 1063 lm

Beam Angle: 15°		
h(m)	E(lx)	D(m)
1	12165	0.28
2	3041	0.56
3	1352	0.84
4	760	1.12
5	487	1.40

Optic Spot 3500K

Non Dimmable
- 09.8106.WA
- 09.8106.DR

Potentiometer
- 09.8106.WA.PC
- 09.8106.DR.PC

**Casambi integrated
- 09.8106.WA.CB
- 09.8106.DR.CB

15° SPOT

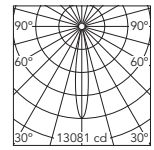

*Luminous flux luminaire 1143 lm

Beam Angle: 15°		
h(m)	E(lx)	D(m)
1	13081	0.28
2	3270	0.56
3	1453	0.84
4	818	1.12
5	523	1.40

Optic Medium 3000K

Non Dimmable
- 09.8102.WA
- 09.8102.DR

Potentiometer
- 09.8102.WA.PC
- 09.8102.DR.PC

**Casambi integrated
- 09.8102.WA.CB
- 09.8102.DR.CB

24° MEDIUM

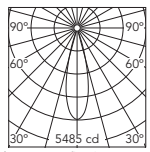

*Luminous flux luminaire 1058 lm

Beam Angle: 24°		
h(m)	E(lx)	D(m)
1	5485	0.47
2	1371	0.94
3	609	1.40
4	343	1.87
5	219	2.34

Optic Medium 3500K

Non Dimmable
- 09.8107.WA
- 09.8107.DR

Potentiometer
- 09.8107.WA.PC
- 09.8107.DR.PC

**Casambi integrated
- 09.8107.WA.CB
- 09.8107.DR.CB

24° MEDIUM

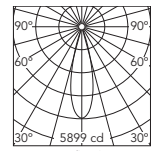

*Luminous flux luminaire 1138 lm

Beam Angle: 24°		
h(m)	E(lx)	D(m)
1	5899	0.47
2	1475	0.94
3	655	1.40
4	369	1.87
5	236	2.34

Optic Flood 3000K

Non Dimmable
- 09.8103.WA
- 09.8103.DR

Potentiometer
- 09.8103.WA.PC
- 09.8103.DR.PC

**Casambi integrated
- 09.8103.WA.CB
- 09.8103.DR.CB

34° FLOOD

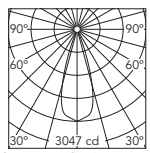

*Luminous flux luminaire 1062 lm

Beam Angle: 34°		
h(m)	E(lx)	D(m)
1	3047	0.65
2	762	1.30
3	339	1.95
4	190	2.60
5	122	3.25

Optic Flood 3500K

Non Dimmable
- 09.8108.WA
- 09.8108.DR

Potentiometer
- 09.8108.WA.PC
- 09.8108.DR.PC

**Casambi integrated
- 09.8108.WA.CB
- 09.8108.DR.CB

34° FLOOD

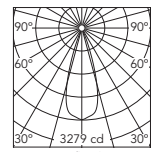

*Luminous flux luminaire 1143 lm

Beam Angle: 34°		
h(m)	E(lx)	D(m)
1	3279	0.65
2	820	1.30
3	364	1.95
4	205	2.60
5	131	3.25

Optic Wide Flood 3000K

Non Dimmable
- 09.8104.WA
- 09.8104.DR

Potentiometer
- 09.8104.WA.PC
- 09.8104.DR.PC

**Casambi integrated
- 09.8104.WA.CB
- 09.8104.DR.CB

50° WIDE FLOOD

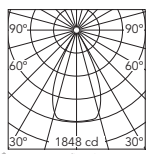

*Luminous flux luminaire 1071 lm

Beam Angle: 50°		
h(m)	E(lx)	D(m)
1	1848	0.91
2	462	1.82
3	205	2.73
4	116	3.64
5	74	4.55

Optic Wide Flood 3500K

Non Dimmable
- 09.8109.WA
- 09.8109.DR

Potentiometer
- 09.8109.WA.PC
- 09.8109.DR.PC

**Casambi integrated
- 09.8109.WA.CB
- 09.8109.DR.CB

50° WIDE FLOOD

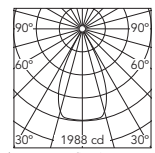

*Luminous flux luminaire 1152 lm

Beam Angle: 50°		
h(m)	E(lx)	D(m)
1	1988	0.91
2	497	1.82
3	221	2.73
4	124	3.64
5	80	4.55

* Vorläufige Photometrien. Aktuelle Informationen finden Sie auf unserer Website / Preliminary photometries. Visit our website for updated information.

** Die Steuerung bei den Casambi-Leuchten erfolgt direkt und individuell kabellos mittels der App FLOS Control® powered by Casambi / The control system with the Casambi version of light fixtures is directly and individually regulated wirelessly using the application FLOS Control® by Casambi.

NEW

Camera 90

Light Source: Super Spot: LED Array 20W - 1515 lm - 3000K/CRI 97 / 20W - 1625 lm - 3500K/CRI 97
S/M/F/WF: LED Array 32W - 2585 lm - 3000K/CRI 97 / 32W - 2715 lm - 3500K/CRI 97



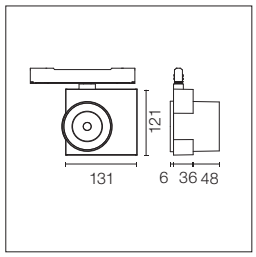

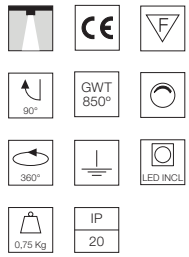

Projektor für die Installation in einer dreiphasigen Schiene mit LED-Lichtquelle. Stromversorgung: 220–240 V, 50–60 Hz.
Zur Installation mit den Tracking Power-Profilen.

Spotlight to be installed on 3-phase track with LED light source. 220-240V, 50-60Hz power supply integrated.
To be used with The Tracking Power profiles.

Optic Super Spot 3000K

Non Dimmable
- 09.8200.WA
- 09.8200.DR

Potentiometer
- 09.8200.WA.PC
- 09.8200.DR.PC

**Casambi integrated
- 09.8200.WA.CB
- 09.8200.DR.CB

10° SUPER SPOT

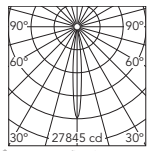

*Luminous flux luminaire 1284 lm

Beam Angle: 10°

h(m)	E(lx)	D(m)
1	27845	0.19
2	6961	0.38
3	3094	0.57
4	1740	0.76
5	1114	0.94

Optic Super Spot 3500K

Non Dimmable
- 09.8205.WA
- 09.8205.DR

Potentiometer
- 09.8205.WA.PC
- 09.8205.DR.PC

**Casambi integrated
- 09.8205.WA.CB
- 09.8205.DR.CB

10° SUPER SPOT

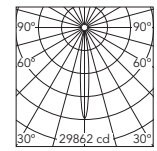

*Luminous flux luminaire 1377 lm

Beam Angle: 10°

h(m)	E(lx)	D(m)
1	29862	0.19
2	7465	0.38
3	3318	0.57
4	1866	0.76
5	1194	0.94

Optic Spot 3000K

Non Dimmable
- 09.8201.WA
- 09.8201.DR

Potentiometer
- 09.8201.WA.PC
- 09.8201.DR.PC

**Casambi integrated
- 09.8201.WA.CB
- 09.8201.DR.CB

15° SPOT

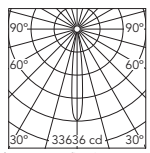

*Luminous flux luminaire 2088 lm

Beam Angle: 15°

h(m)	E(lx)	D(m)
1	33636	0.23
2	8409	0.45
3	3737	0.68
4	2102	0.91
5	1345	1.13

Optic Spot 3500K

Non Dimmable
- 09.8206.WA
- 09.8206.DR

Potentiometer
- 09.8206.WA.PC
- 09.8206.DR.PC

**Casambi integrated
- 09.8206.WA.CB
- 09.8206.DR.CB

15° SPOT

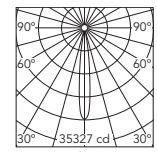

*Luminous flux luminaire 2193 lm

Beam Angle: 15°

h(m)	E(lx)	D(m)
1	35327	0.23
2	8832	0.45
3	3925	0.68
4	2208	0.91
5	1413	1.13

Optic Medium 3000K

Non Dimmable
- 09.8202.WA
- 09.8202.DR

Potentiometer
- 09.8202.WA.PC
- 09.8202.DR.PC

**Casambi integrated
- 09.8202.WA.CB
- 09.8202.DR.CB

25° MEDIUM

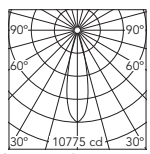

*Luminous flux luminaire 2030 lm

Beam Angle: 25°

h(m)	E(lx)	D(m)
1	10775	0.44
2	2694	0.88
3	1197	1.33
4	673	1.77
5	431	2.21

Optic Medium 3500K

Non Dimmable
- 09.8207.WA
- 09.8207.DR

Potentiometer
- 09.8207.WA.PC
- 09.8207.DR.PC

**Casambi integrated
- 09.8207.WA.CB
- 09.8207.DR.CB

25° MEDIUM

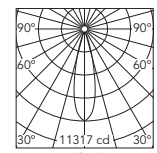

*Luminous flux luminaire 2132 lm

Beam Angle: 25°

h(m)	E(lx)	D(m)
1	11317	0.44
2	2829	0.88
3	1257	1.33
4	707	1.77
5	453	2.21

Optic Flood 3000K

Non Dimmable
- 09.8203.WA
- 09.8203.DR

Potentiometer
- 09.8203.WA.PC
- 09.8203.DR.PC

**Casambi integrated
- 09.8203.WA.CB
- 09.8203.DR.CB

41° FLOOD

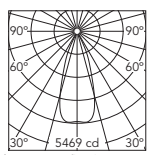

*Luminous flux luminaire 2197 lm

Beam Angle: 41°

h(m)	E(lx)	D(m)
1	5469	0.67
2	1367	1.35
3	608	2.02
4	342	2.69
5	219	3.37

Optic Flood 3500K

Non Dimmable
- 09.8208.WA
- 09.8208.DR

Potentiometer
- 09.8208.WA.PC
- 09.8208.DR.PC

**Casambi integrated
- 09.8208.WA.CB
- 09.8208.DR.CB

41° FLOOD

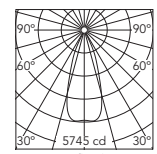

*Luminous flux luminaire 2308 lm

Beam Angle: 41°

h(m)	E(lx)	D(m)
1	5745	0.67
2	1436	1.35
3	638	2.02
4	359	2.69
5	230	3.37

Optic Wide Flood 3000K

Non Dimmable
- 09.8204.WA
- 09.8204.DR

Potentiometer
- 09.8204.WA.PC
- 09.8204.DR.PC

**Casambi integrated
- 09.8204.WA.CB
- 09.8204.DR.CB

52° WIDE FLOOD

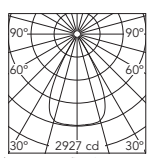

*Luminous flux luminaire 2094 lm

Beam Angle: 52°

h(m)	E(lx)	D(m)
1	2927	1.05
2	732	2.09
3	325	3.14
4	183	4.19
5	117	5.24

Optic Wide Flood 3500K

Non Dimmable
- 09.8209.WA
- 09.8209.DR

Potentiometer
- 09.8209.WA.PC
- 09.8209.DR.PC

**Casambi integrated
- 09.8209.WA.CB
- 09.8209.DR.CB

52° WIDE FLOOD

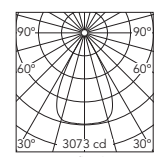

*Luminous flux luminaire 2199 lm

Beam Angle: 52°

h(m)	E(lx)	D(m)
1	3073	1.05
2	768	2.09
3	341	3.14
4	192	4.19
5	123	5.24

* Vorläufige Photometrien. Aktuelle Informationen finden Sie auf unserer Website / Preliminary photometries. Visit our website for updated information.

** Die Steuerung bei den Casambi-Leuchten erfolgt direkt und individuell kabellos mittels der App FLOS Control® powered by Casambi / The control system with the Casambi version of light fixtures is directly and individually regulated wirelessly using the application FLOS Control® by Casambi.

Camera 60 GA-69 (Dali GAC-600)

Light Source: Super Spot: LED Array 13W - 750 lm - 3000K/CRI 97 / 13W - 780 lm - 3500K/CRI 97
S/M/F/WF: LED Array 20W - 1260 lm - 3000K/CRI 97 / 20W - 1355 lm - 3500K/CRI 97



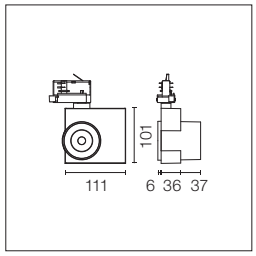

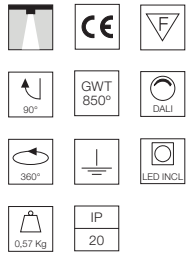

Projektor für die Installation in einer dreiphasigen Schiene mit LED-Lichtquelle. Stromversorgung: 220–240 V, 50–60 Hz.
Für die DALI-Version benötigen Sie dimmbare Schienen (siehe Kapitel “Tracks”).

Spotlight to be installed on 3-phase track with LED light source. 220-240V, 50-60Hz power supply integrated.
DALI version requires dimmable tracks (please refer to the “Tracks” chapter).

Optic Super Spot 3000K

Non Dimmable
- 09.8110.DR
- 09.8110.WA

Dali Version
- 09.8110.DR.DA
- 09.8110.WA.DA

Potentiometer
- 09.8110.DR.PC
- 09.8110.WA.PC

**Casambi integrated
- 09.8110.DR.CB
- 09.8110.WA.CB

9° SUPER SPOT

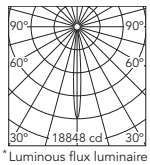

* Luminous flux luminaire 634 lm

Beam Angle: 9°

h(m)	E(lx)	D(m)
1	18848	0.16
2	4712	0.32
3	2094	0.48
4	1178	0.64
5	754	0.80

Optic Super Spot 3500K

Non Dimmable
- 09.8115.DR
- 09.8115.WA

Dali Version
- 09.8115.DR.DA
- 09.8115.WA.DA

Potentiometer
- 09.8115.DR.PC
- 09.8115.WA.PC

**Casambi integrated
- 09.8115.DR.CB
- 09.8115.WA.CB

9° SUPER SPOT

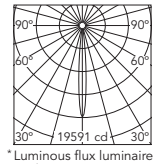

* Luminous flux luminaire 659 lm

Beam Angle: 9°

h(m)	E(lx)	D(m)
1	19591	0.16
2	4898	0.32
3	2177	0.48
4	1224	0.64
5	784	0.80

Optic Spot 3000K

Non Dimmable
- 09.8111.DR
- 09.8111.WA

Dali Version
- 09.8111.DR.DA
- 09.8111.WA.DA

Potentiometer
- 09.8111.DR.PC
- 09.8111.WA.PC

**Casambi integrated
- 09.8111.DR.CB
- 09.8111.WA.CB

15° SPOT

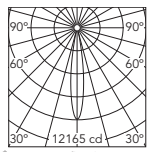

* Luminous flux luminaire 1063 lm

Beam Angle: 15°

h(m)	E(lx)	D(m)
1	12165	0.28
2	3041	0.56
3	1352	0.84
4	760	1.12
5	487	1.40

Optic Spot 3500K

Non Dimmable
- 09.8116.DR
- 09.8116.WA

Dali Version
- 09.8116.DR.DA
- 09.8116.WA.DA

Potentiometer
- 09.8116.DR.PC
- 09.8116.WA.PC

**Casambi integrated
- 09.8116.DR.CB
- 09.8116.WA.CB

15° SPOT

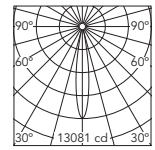

* Luminous flux luminaire 1143 lm

Beam Angle: 15°

h(m)	E(lx)	D(m)
1	13081	0.28
2	3270	0.56
3	1453	0.84
4	818	1.12
5	523	1.40

Optic Medium 3000K

Non Dimmable
- 09.8112.DR
- 09.8112.WA

Dali Version
- 09.8112.DR.DA
- 09.8112.WA.DA

Potentiometer
- 09.8112.DR.PC
- 09.8112.WA.PC

**Casambi integrated
- 09.8112.DR.CB
- 09.8112.WA.CB

24° MEDIUM

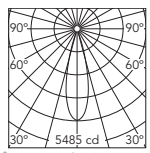

* Luminous flux luminaire 1058 lm

Beam Angle: 24°

h(m)	E(lx)	D(m)
1	5485	0.47
2	1371	0.94
3	609	1.40
4	343	1.87
5	219	2.34

Optic Medium 3500K

Non Dimmable
- 09.8117.DR
- 09.8117.WA

Dali Version
- 09.8117.DR.DA
- 09.8117.WA.DA

Potentiometer
- 09.8117.DR.PC
- 09.8117.WA.PC

**Casambi integrated
- 09.8117.DR.CB
- 09.8117.WA.CB

24° MEDIUM

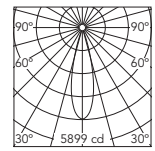

* Luminous flux luminaire 1138 lm

Beam Angle: 24°

h(m)	E(lx)	D(m)
1	5899	0.47
2	1475	0.94
3	655	1.40
4	369	1.87
5	236	2.34

Optic Flood 3000K

Non Dimmable
- 09.8113.DR
- 09.8113.WA

Dali Version
- 09.8113.DR.DA
- 09.8113.WA.DA

Potentiometer
- 09.8113.DR.PC
- 09.8113.WA.PC

**Casambi integrated
- 09.8113.DR.CB
- 09.8113.WA.CB

34° FLOOD

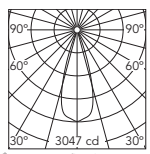

* Luminous flux luminaire 1062 lm

Beam Angle: 34°

h(m)	E(lx)	D(m)
1	3047	0.65
2	762	1.30
3	339	1.95
4	190	2.60
5	122	3.25

Optic Flood 3500K

Non Dimmable
- 09.8118.DR
- 09.8118.WA

Dali Version
- 09.8118.DR.DA
- 09.8118.WA.DA

Potentiometer
- 09.8118.DR.PC
- 09.8118.WA.PC

**Casambi integrated
- 09.8118.DR.CB
- 09.8118.WA.CB

34° FLOOD

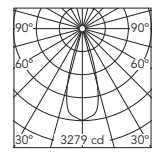

* Luminous flux luminaire 1143 lm

Beam Angle: 34°

h(m)	E(lx)	D(m)
1	3279	0.65
2	820	1.30
3	364	1.95
4	205	2.60
5	131	3.25

* Vorläufige Photometrien. Aktuelle Informationen finden Sie auf unserer Website / Preliminary photometries. Visit our website for updated information.

** Die Steuerung bei den Casambi-Leuchten erfolgt direkt und individuell kabellos mittels der App FLOS Control® powered by Casambi / The control system with the Casambi version of light fixtures is directly and individually regulated wirelessly using the application FLOS Control® by Casambi.

CAMERA

NEW

Optic Wide Flood 3000K

Non Dimmable

09.8114.DR
09.8114.WA

Dali Version

09.8114.DR.DA
09.8114.WA.DA

Potentiometer

09.8114.DR.PC
09.8114.WA.PC

**Casambi integrated

09.8114.DR.CB
09.8114.WA.CB



WIDE FLOOD

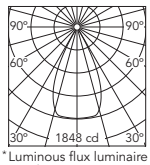

* Luminous flux luminaire 1071 lm

Beam Angle:		50°
h(m)	E(lx)	D(m)
1	1848	0.91
2	462	1.82
3	205	2.73
4	116	3.64
5	74	4.55

Optic Wide Flood 3500K

Non Dimmable

09.8119.DR
09.8119.WA

Dali Version

09.8119.DR.DA
09.8119.WA.DA

Potentiometer

09.8119.DR.PC
09.8119.WA.PC

**Casambi integrated

09.8119.DR.CB
09.8119.WA.CB



WIDE FLOOD

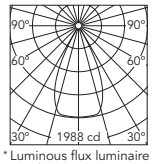

* Luminous flux luminaire 1152 lm

Beam Angle:		50°
h(m)	E(lx)	D(m)
1	1988	0.91
2	497	1.82
3	221	2.73
4	124	3.64
5	80	4.55

* Vorläufige Photometrien. Aktuelle Informationen finden Sie auf unserer Website / Preliminary photometries. Visit our website for updated information.

** Die Steuerung bei den Casambi-Leuchten erfolgt direkt und individuell kabellos mittels der App FLOS Control® powered by Casambi / The control system with the Casambi version of light fixtures is directly and individually regulated wirelessly using the application FLOS Control® by Casambi.

FIND ME

DESIGNED BY JORGE HERRERA

FIND ME 0 TRIM / NO TRIM	FIND ME 1 TRIM / NO TRIM	FIND ME 1 2L	FIND ME 1 SUSPENSION	FIND ME 2 TRIM / NO TRIM
				
LIGHT SOURCE POWER LED 3,5W 300 lm 2700K/CRI 90 325 lm 3000K/CRI 90		**LIGHT SOURCE** POWER LED 6W 560 lm 2700K/CRI 90 600 lm 3000K/CRI 90		**LIGHT SOURCE** POWER LED 10W 860 lm 2700K/CRI 90 900 lm 3000K/CRI 90

	30 Weiss 30 White	06 Chrom 06 Chrome	14 Schwarz 14 Black
Mono Point			
Double Point			
Suspension			
Abschirmkegel-Farben (inbegriffen) Screening Cylinder Colours (included)	Orange Orange	Violett Violet	Schwarz Black
			

Drehbar um 360° und schwenkbar 70°.
Can be rotated 360° and swivelled 70°.

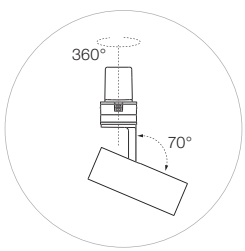

reddot design award
winner 2013

Produktbeschreibung
Strahlerfamilie für Innenräume zur einfachen Montage in Gipskartondecken mit einem oder zwei LED-Lichtmodulen.
Die Leuchte ist in folgenden Versionen erhältlich: Mono Point, Double Point und Suspension.
Die Mono Point Version wird mit einem zylinderförmigen Einbaurahmen geliefert, auf dem das Beleuchtungsmodul installiert wird. Dieses Modul dient in der oberen Position als Downlight und verwandelt sich in der unteren Position in einen schwenkbaren Strahler.
Mono Point wird mit einem Rahmen geliefert, der je nachdem, ob Trim- oder No-Trim-Ausführung gewünscht ist, angebracht oder weggelassen werden kann.
Die Version Double Point wird mit einem Rahmen aus thermoplastischem Einspritzmaterial geliefert, in dem zwei Beleuchtungsmodule installiert werden. Wie auch bei der Mono Point Version lassen sich die Module ausrichten und der Rahmen bietet die Möglichkeit, das Produkt so weit aufzunehmen, dass nur noch das Ende davon sichtbar ist.
Die Suspension Version ist eine Variante der Mono Point Ausführung, die abhängend montiert wird.

Reflektoren
Die Leuchte wird mit der Optik accent lighting geliefert.

Betriebsgerät
Das Produkt ist für den Anschluss an ein Remote-Netzteil (nicht im Lieferumfang enthalten) vorverdrahtet. Dieses ist an einer zugänglichen Stelle anzubringen oder sollte durch die Aussparung passen:
Find Me 0: 50 mm.
Find Me 1: 62 mm.
Find Me 2: 70 mm.

Zubehör
Die Pendelleuchtenversion verfügt, in der Lichtquelle integriert, über einen Abschirmzylinder entweder in Orange, Violett oder Schwarz. Diese können untereinander ausgetauscht werden.
Bei Find Me 1 und 2 ist professionelles Zubehör inklusive.

Zusatzinformationen
Das Schwenksystem ermöglicht auf der Vertikalachse eine Drehung um 360° und auf der Horizontalachse um 70°.
Schutzgrad IP20.
Schutzklasse III.

Qualitätszeichen
Das Gerät entspricht der europäischen technischen Norm EN60598-1 und den entsprechenden Zusatzregelungen.

Description
Spotlight family for indoor use, easy to mount on plasterboard ceilings, comprised of one or two LED lighting modules.
The luminaire is available in following versions: Mono Point, Double Point and Suspension.
The Mono Point version is supplied with a recessed cylindrical frame, which houses the lighting module. This lighting module can be placed in its upper position, when it will work like a downlight, or in its lower position, becoming an adjustable spotlight.
The Mono Point version is supplied with a frame, which should be fitted to the product if a Trim version is required, or without, if a No Trim version is required.
The Double Point version is supplied with an injected thermoplastic material frame, which houses two lighting modules. Like the Mono Point version, the modules are directional and the frame enables the product to be concealed, leaving just the end visible.
The Suspesion version is a variant of the Mono Point version. Its main characteristic is its suspended mounting.

Reflectors
The luminaire is designed for accent lighting.

Power Supply
The fitting is supplied prewired ready to be connected to a remote power supply (not included) installed in an accessible place or to be passed through the ceiling cut-out:
Find Me 0: 50 mm.
Find Me 1: 62 mm.
Find Me 2: 70 mm.

Accessories
The Suspension version has interchangeable screening cylinders in 3 colours: orange, violet or black, incorporated into the light fixture.
For the Find Me 1 and 2: professional accessories included.

Additional Information
Adjustable system that allows a 360° rotation on vertical and 70° on horizontal edge.
IP20 protection grade.
Insulation class III.

Standard Compliance and Quality Marks
EN60598-1 European Technical Standards and any subsequent additions.

Suspension Surface
Suspension Recessed
Double Point
Mono Point No Trim
Mono Point Trim

Find Me 0 (Trim / No Trim)

Light Source: Power LED DC 250 mA - 3,5W - 300 lm - 2700K/CRI 90 / 3,5W - 325 lm - 3000K/CRI 90





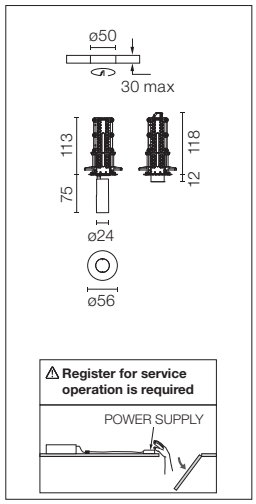

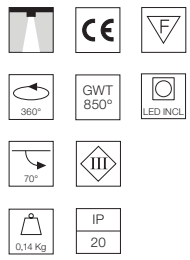

Schwenkbare Einbauleuchte für Innenräume. Fern-Netzteil 250 mA nicht eingeschlossen.

Inkludiertes Zubehör (Honeycomb und Blendschutzgitter).

Remote-Netzteil zur Anbringung an einer zugänglichen Stelle. installed in an accessible place.

Es wird nicht empfohlen, einstellbare Treiber verschiedener Marken zu verwenden, da diese spezielle Regelungskurven haben.

Recessed adjustable luminaire for indoor application. Remote power supply 250 mA not included.

Accessories included (honeycomb and screening crosspiece).

Remote power supply to be installed in an accessible place.

It is not recommended to use dimmable drivers of several brands due to the specific dimming curves of each brand.

Empfohlene Netzgeräte / Recommended power supply*:

1/2/3L Non Dimmable 100-240V	60.9389
1/2L Dimmable Dali 1 110-240V	60.8847
1/2/3/4L Dimmable Dali 2 110-240V	60.9222
1/2/3L Dimmable 0-10V 220-240V	60.9405
1/2/3L Non Dimmable 220-240V	60.9160
1/2/3L Mains Dimming 220-240V	60.9467
Casambi	60.9392 + 0-10V/Dali driver

* Siehe Treiberkapitel / Refer to the Drivers chapter

2700K
09.3781.30
09.3781.06
09.3781.14

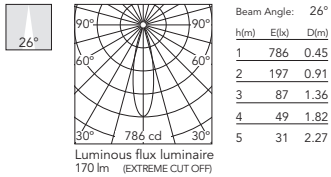

Luminous flux luminaire
170 lm (EXTREME CUT OFF)

Beam Angle: 26°		
h(m)	E(lx)	D(m)
1	786	0.45
2	197	0.91
3	87	1.36
4	49	1.82
5	31	2.27

3000K
09.3780.30
09.3780.06
09.3780.14

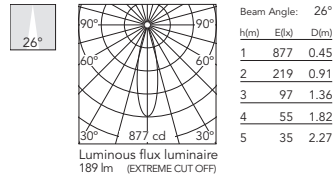

Luminous flux luminaire
189 lm (EXTREME CUT OFF)

Beam Angle: 26°		
h(m)	E(lx)	D(m)
1	877	0.45
2	219	0.91
3	97	1.36
4	55	1.82
5	35	2.27

Find Me 1 (Trim / No Trim)

Light Source: Power LED DC 500 mA - 6W - 560 lm - 2700K/CRI 90 / 6W - 600 lm - 3000K/CRI 90





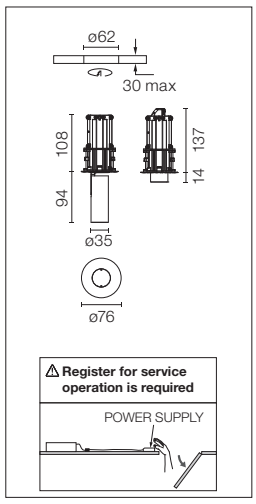



Schwenkbare Einbauleuchte für Innenräume. Fern-Netzteil 500 mA nicht eingeschlossen.

Inkludiertes Zubehör (Honeycomb und Blendschutzgitter).

Remote-Netzteil zur Anbringung an einer zugänglichen Stelle. installed in an accessible place.

Recessed adjustable luminaire for indoor application. Remote power supply 500 mA not included.

Accessories included (honeycomb and screening crosspiece).

Remote power supply to be installed in an accessible place.

Empfohlene Netzgeräte / Recommended power supply*:

Non Dimmable 220-240V	60.9160
Dimmable Dali 1 110-240V	60.8847
Dimmable Dali 2 110-240V	60.9222
Mains Dimming 220-240V	60.9411
Dimmable 0/1-10V&Push 110/240V	60.9188
Non Dimmable 110-240V	60.8880
Casambi	60.9207

* Siehe Treiberkapitel / Refer to the Drivers chapter

2700K
09.3751.30
09.3751.06
09.3751.14

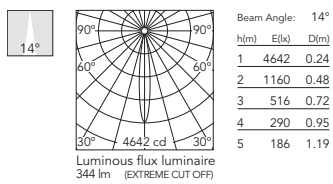

Luminous flux luminaire
344 lm (EXTREME CUT OFF)

Beam Angle: 14°		
h(m)	E(lx)	D(m)
1	4642	0.24
2	1160	0.48
3	516	0.72
4	290	0.95
5	186	1.19

3000K
09.3750.30
09.3750.06
09.3750.14

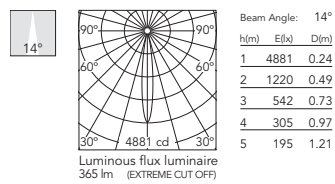

Luminous flux luminaire
365 lm (EXTREME CUT OFF)

Beam Angle: 14°		
h(m)	E(lx)	D(m)
1	4881	0.24
2	1220	0.49
3	542	0.73
4	305	0.97
5	195	1.21

2700K
09.3756.30
09.3756.06
09.3756.14

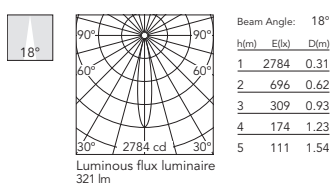

Luminous flux luminaire
321 lm

Beam Angle: 18°		
h(m)	E(lx)	D(m)
1	2784	0.31
2	696	0.62
3	309	0.93
4	174	1.23
5	111	1.54

3000K
09.3755.30
09.3755.06
09.3755.14

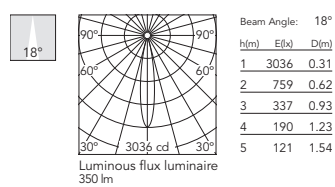

Luminous flux luminaire
350 lm

Beam Angle: 18°		
h(m)	E(lx)	D(m)
1	3036	0.31
2	759	0.62
3	337	0.93
4	190	1.23
5	121	1.54

Find Me 2 (Trim / No Trim)

Light Source: Power LED DC max 850 mA - 10W - 860 Lm - 2700K/CRI 90 / 10W - 900 lm - 3000K/CRI 90





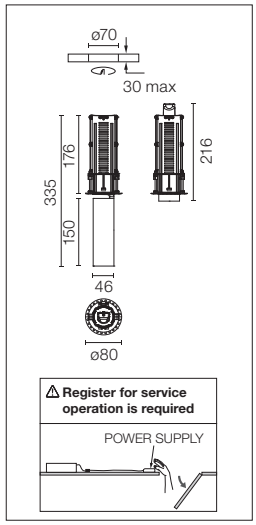



Schwenkbare Einbauleuchte für Innenräume. Fern-Netzteil nicht eingeschlossen.

Inkludiertes Zubehör (Honeycomb und Blendschutzgitter).

Remote-Netzteil zur Anbringung an einer zugänglichen Stelle. installed in an accessible place.

Recessed adjustable luminaire for indoor application. Remote power supply not included.

Accessories included (honeycomb and screening crosspiece).

Remote power supply to be installed in an accessible place.

Empfohlene Netzgeräte / Recommended power supply*:

Non Dimmable MC 110-240V	60.8911
Non Dimmable MC 220-240V	60.9160
Dimmable Dali 1 220-240V	60.9186
Mains Dimming	60.9467
Dim 1-10V/Dim Dali/Push MC 110-240V	60.8530
Non Dimmable 700mA 110-240V	60.8529
Casambi	60.9207

* Siehe Treiberkapitel / Refer to the Drivers chapter

2700K
09.3707.30
09.3707.06
09.3707.14



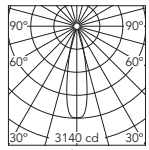

Luminous flux luminaire
632 lm (EXTREME CUT OFF)

Beam Angle: 24°

h(m)	E(lx)	D(m)
1	3140	0.42
2	785	0.84
3	349	1.26
4	196	1.68
5	126	2.10

3000K
09.3708.30A
09.3708.06A
09.3708.14A



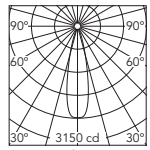

Luminous flux luminaire
674 lm (EXTREME CUT OFF)

Beam Angle: 25°

h(m)	E(lx)	D(m)
1	3150	0.44
2	788	0.88
3	350	1.32
4	197	1.76
5	126	2.20

	2700K		3000K	
Driver current (mA)	**Luminous flux (lm)**	**Power (W)**	**Luminous flux (lm)**	**Power (W)**
850	860	10	900	10
800	820	9	860	9
750	770	9	810	9
700	730	8	770	8

Find Me 1 2L

Light Source: Power LED DC 500 mA - 2x6W - 2x560 lm - 2700K/CRI 90 / 2x6W - 2x600 lm - 3000K/CRI 90



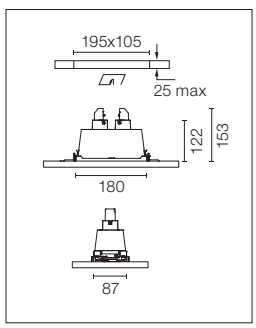



Einbauleuchte für Innenräume mit zwei schwenkbaren Beleuchtungsmodulen. Fern-Netzteil 500 mA nicht eingeschlossen.

Inkludiertes Zubehör (Honeycomb und Blendschutzgitter).

Recessed luminaire with two adjustable spots for indoor application. Remote power supply 500 mA not included.

Accessories included (honeycomb and screening crosspiece).

Empfohlene Netzgeräte / Recommended power supply*:

Non Dimmable	60.8880

* Siehe Treiberkapitel / Refer to the Drivers chapter

2700K
09.3706.30B
09.3706.14B



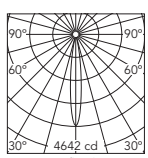

Luminous flux luminaire
344 lm (EXTREME CUT OFF)

Beam Angle: 14°

h(m)	E(lx)	D(m)
1	4642	0.24
2	1160	0.48
3	516	0.72
4	290	0.95
5	186	1.19

3000K
09.3705.30B
09.3705.14B



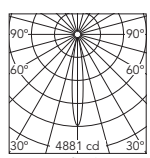

Luminous flux luminaire
365 lm (EXTREME CUT OFF)

Beam Angle: 14°

h(m)	E(lx)	D(m)
1	4881	0.24
2	1220	0.49
3	542	0.73
4	305	0.97
5	195	1.21

Find Me 1 Suspension

Light Source: Power LED DC 500 mA - 6W - 560 lm - 2700K/CRI 90 / 6W - 600 lm - 3000K/CRI 90



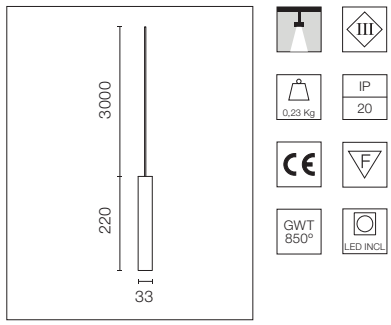

Hängeleuchte für die Deckenmontage. Das Produkt enthält einen austauschbaren Abschirmzylinder in verschiedenen Farben (Orange, Violett und Schwarz). Fern-Netzteil 500 mA nicht eingeschlossen.

Suspended ceiling-mounted luminaire.The product includes interchangeable shield cylinder in different colours (orange, violet and black). Remote power supply 500 mA not included.

Empfohlene Netzgeräte / Recommended power supply*:
Non Dimmable 60.8654

* Siehe Treiberkapitel / Refer to the Drivers chapter

2700K
09.3711.30B
09.3711.06B
09.3711.14B



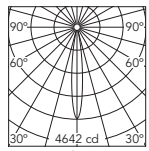

Luminous flux luminaire
344 lm (EXTREME CUT OFF)

Beam Angle:	14°	
h(m)	E(lx)	D(m)
1	4642	0.24
2	1160	0.48
3	516	0.72
4	290	0.95
5	186	1.19

3000K
09.3710.30B
09.3710.06B
09.3710.14B



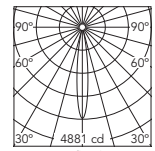

Luminous flux luminaire
365 lm (EXTREME CUT OFF)

Beam Angle:	14°	
h(m)	E(lx)	D(m)
1	4881	0.24
2	1220	0.49
3	542	0.73
4	305	0.97
5	195	1.21

Zubehör / Accessories

Einspeisungsbaldachin eingebaut.

Recessed power supply rose.



08.8782.30

Einspeisungsbaldachin aufgebaut.
Netzteil eingeschlossen.

Surface power supply rose.
Power supply included.

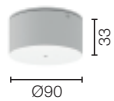

08.8783.30
08.8783.06
08.8783.14

UT SPOT

DESIGNED BY FLOS ARCHITECTURAL

TRACK
Ø57



LIGHT SOURCE
LED ARRAY
23,5W
2500 lm
3000K/CRI 80
2080 lm
3000K/CRI 90
2150 lm
4000K/CRI 90

TRACK
Ø57



CEILING
Ø57



LIGHT SOURCE
LED ARRAY
23,5W
2400 lm
3000K/CRI 80
1950 lm
3000K/CRI 90
2150 lm
4000K/CRI 90

TRACK
Ø86



LIGHT SOURCE
LED ARRAY
HIGH
PERFORMANCES
35,5W
3960 lm
3000K/CRI 80
3250 lm
3000K/CRI 90
3500 lm
4000K/CRI 90

LIGHT SOURCE
PHOSPHOR
LED
28,5W
2650 lm
3000K/CRI 98
27W
3000 lm
4000K/CRI 80

TRACK
WALL-WASHER
Ø86



LIGHT SOURCE
LED ARRAY
HIGH
PERFORMANCES
35,5W
3960 lm
3000K/CRI 80
3250 lm
3000K/CRI 90
3500 lm
4000K/CRI 90

TRACK
Ø86



LIGHT SOURCE
LED ARRAY
HIGH
PERFORMANCES
35,5W
3960 lm
3000K/CRI 80
3250 lm
3000K/CRI 90
3500 lm
4000K/CRI 90

LIGHT SOURCE
PHOSPHOR
LED
29W
2650 lm
3000K/CRI 98
25W
2650 lm
4000K/CRI 80

TRACK
WALL-WASHER
Ø86



LIGHT SOURCE
LED ARRAY
HIGH
PERFORMANCES
35,5W
3960 lm
3000K/CRI 80
3250 lm
3000K/CRI 90
3500 lm
4000K/CRI 90

TRACK
MULTICHIP
Ø86



LIGHT SOURCE
TOP LED
11,5W
800 lm
3000K/CRI 90
900 lm
3000K/CRI 80
930 lm
4000K/CRI 80

CEILING
Ø86



LIGHT SOURCE
LED ARRAY
HIGH
PERFORMANCES
32,8W
3950 lm
3000K/CRI 80
3250 lm
3000K/CRI 90
3500 lm
4000K/CRI 90

LIGHT SOURCE
PHOSPHOR
LED
29W
2850 lm
3000K/CRI 98
28W
2850 lm
4000K/CRI 80

☐ 30 Weiss
30 White



■ 14 Schwarz
14 Black



☐ 30 Weiss
30 White



■ 14 Schwarz
14 Black



☐ 30.78 All White
30.78 All White



Drehbar um 360° und schwenkbar 90°.
Can be rotated 360° and swivelled 90°.

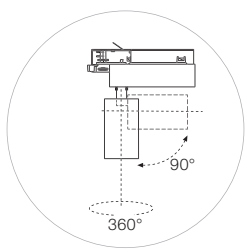

Produktbeschreibung
Innenraumleuchte für die Installation auf 3-Phasenstromschiene oder an Decken. Erhältlich für Lichtquellen mit hocheffizienter LED-Technologie sowie in DALI- und Nicht-DALI-Version.
Die Modellreihe ist in zwei Größen (Ø57 und Ø86) und vier verschiedenen Versionen erhältlich: Track (absolute Flexibilität bei der Installation), Ceiling (Einzelinstallation), Multichip (Strahlungswinkel kleiner als 150°) und Wall-Washer (nur in der Größe Ø86).
Der optische Leuchtenkörper ist aus Aluminium Hochdruckguss mit Pulverbeschichtung in Weiß oder Schwarz gefertigt.
Fernnetzgerät in der Deckenversion inbegriffen.
Auch als UT Downlight erhältlich (siehe Abschnitt Downlights im Katalog).

Betriebsgerät
Netzteil für konstante Stromzufuhr mit oder ohne DALI-Steuerung 220-240V eingeschlossen.
Mit Potentiometer in der Track Version mit Box.
Die Versionen mit integriertem Adapter haben kein Potentiometer.

Zubehör
- Querabschirmung, elliptische linse, fluterlinse und honeycomb verfügbar.
- Haltering (UT Spot ø86).

Zusatzinformationen
Auf normal entflammbaren Oberflächen einsetzbar.
Die FLOS Schienenleuchten wurden für 3-Phasen Standardschienen, die von FLOS empfohlen werden, entwickelt und umfassend getestet. Ihre Kompatibilität ist mit denen von Nordic Aluminium produzierten 3-Phasen-Schienen garantiert. Kompatibilität mit Eutrac auf Anfrage. Wenn Sie die Kompatibilität mit anderen Schienen überprüfen möchten, kontaktieren Sie bitte FLOS vor der Installation.
Die FLOS 3-phasen DALI-Schienenleuchten sind für Pulse DALI Protokoll von Nordic Aluminium entwickelt.
- UT Spot ø86 (Track / Ceiling):
Die LED-Module mit Phosphor-LED erreichen dank der Remote-Phosphor-Technologie je nach Modell einen Farbwiedergabeindex von bis zu 98 und bieten die bestmögliche Lichtqualität und Wahrnehmung von Gegenständen und Raum.
Die LED-Module der Modellreihe LED Array entsprechen dem neuesten Stand der Technik, der sich durch eine geringere Durchschnittstemperatur im elektronischen Betrieb auszeichnet. Dank dieser Eigenschaft kann die Lichtquelle, innerhalb der Sicherheitsparameter, mit einer höheren Leistung betrieben werden und einen 20 % größeren Lichtstrom erzeugen.

Qualitätszeichen
Das Gerät entspricht der europäischen technischen Norm EN60598-1 und den entsprechenden Zusatzregelungen.

Description
A luminaire for indoor use to be mounted on three phase track or on ceilings, available in LED technology light sources and in DALI and non-DALI versions.
The family is available in two sizes (Ø57 / Ø86) and in four different versions: Track (totally flexible installation), Ceiling (stand-alone installation), Multichip (beam angles less than 150°) and Wall-Washer (only Ø86 version).
The optical housing of the luminaire is manufactured in high-pressure injected aluminium, with white or black finishes.
Remote driver included in ceiling versions.
Also available UT Downlight (see Downlights catalogue section).

Power Supply
Not dimmable or dimmable Dali 220-240V, constant current, power supply included.
Includes a built-in potentiometer in the track with box version. Versions with a built-in adapter do not include a potentiometer.

Accessories
- Screening crosspiece, elliptical lens, flood lens and honeycomb.
- Support ring (UT Spot ø86).

Additional Information
Suitable for installation on normally inflammable surfaces.
FLOS three-phase lighting track luminaires are designed and fully tested for tracks recommended by FLOS. Compatibility is guaranteed with three-phase track produced by Nordic Aluminium. Compatibility with Eutrac under request. To verify compatibility with any other track, please contact FLOS before installation.
FLOS three-phase DALI track luminaires are designed for Pulse DALI from Nordic Aluminium.
- UT Spot ø86 (Track / Ceiling):
Thanks to remote-phosphor technology, the LED modules of the Phosphor LED versions offer maximum quality light, the perception of objects and spaces, reaching chromatic reproduction indices of 98, depending on the version.
The LED modules installed on the LED Array versions have cutting-edge technology that permit a lower average temperature in the electronics. Thanks to this feature, the luminaire can operate at a higher power inside the safety parameters, yet still offer 20% added luminous flux.

Standard Compliance and Quality Marks
EN60598-1 European Technical Standards and any subsequent additions.

Ceiling

Track

Ut Spot Track Ø57

Light Source: LED Array 23,5W - 2500 lm - 3000K/CRI 80 / 23,5W - 2080 lm - 3000K/CRI 90 / 23,5W- 2150 lm - 4000K/CRI 90



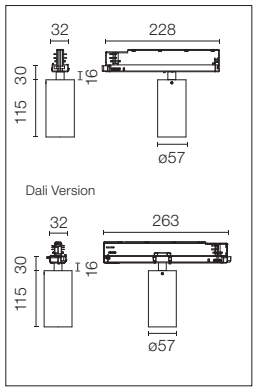

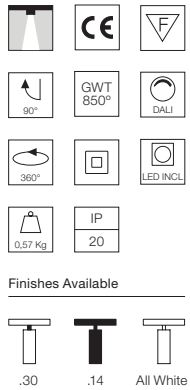

Strahler für 3-Phasen-Stromschiene mit LED-Lampe. Netzgerät mit 220-240V, 50-60Hz inbegriffen.

Bei den Versionen 30 sind der Schienenadapter, der Arm und der Hinterkopf schwarz. Bei den "All White" -Versionen sind der Schienenadapter, der Arm, der Hinterkopf und der Kopf weiß, nur der Blendschutzring bleibt schwarz.

Spotlight to be installed on 3-phase track with LED light source. 220-240V, 50-60Hz power supply integrated.

.30 versions come with the track adapter, the arm and the rear of the head in black. In the "All white" versions, the track adapter, the arm, the rear of the head and the head are white. Only the anti-glare ring is black.

3000K - CRI 80

Non Dimmable

- ☐ 09.7700.30A
- ■ 09.7700.14A

All White

- ☐ 09.7700.30A78

Dali Version

- ☐ 09.7700.30ADA
- ■ 09.7700.14ADA

All White

- ☐ 09.7700.30AYU

10° SPOT

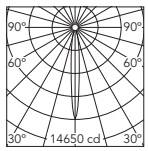

Luminous flux luminaire 1255 lm

Beam Angle:	10°	
h(m)	E(lx)	D(m)
1	14650	0.18
2	3662	0.36
3	1628	0.54
4	916	0.72
5	586	0.90

4000K - CRI 90

Non Dimmable

- ☐ 09.7701.30A
- ■ 09.7701.14A

All White

- ☐ 09.7701.30A78

Dali Version

- ☐ 09.7701.30ADA
- ■ 09.7701.14ADA

All White

- ☐ 09.7701.30AYU

10° SPOT

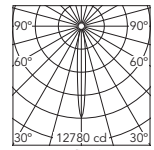

Luminous flux luminaire 1094 lm

Beam Angle:	10°	
h(m)	E(lx)	D(m)
1	12780	0.18
2	3195	0.36
3	1420	0.54
4	799	0.72
5	511	0.90

3000K - CRI 90

Non Dimmable

- ☐ 09.7706.30A
- ■ 09.7706.14A

All White

- ☐ 09.7706.30A78

Dali Version

- ☐ 09.7706.30ADA
- ■ 09.7706.14ADA

All White

- ☐ 09.7706.30AYU

10° SPOT

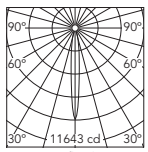

Luminous flux luminaire 997 lm

Beam Angle:	10°	
h(m)	E(lx)	D(m)
1	11643	0.18
2	2911	0.36
3	1294	0.54
4	728	0.72
5	466	0.90

3000K - CRI 80

Non Dimmable

- ☐ 09.7702.30A
- ■ 09.7702.14A

All White

- ☐ 09.7702.30A78

Dali Version

- ☐ 09.7702.30ADA
- ■ 09.7702.14ADA

All White

- ☐ 09.7702.30AYU

21° MEDIUM

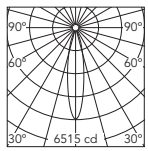

Luminous flux luminaire 1184 lm

Beam Angle:	21°	
h(m)	E(lx)	D(m)
1	6515	0.37
2	1629	0.73
3	724	1.10
4	407	1.47
5	261	1.83

4000K - CRI 90

Non Dimmable

- ☐ 09.7703.30A
- ■ 09.7703.14A

All White

- ☐ 09.7703.30A78

Dali Version

- ☐ 09.7703.30ADA
- ■ 09.7703.14ADA

All White

- ☐ 09.7703.30AYU

21° MEDIUM

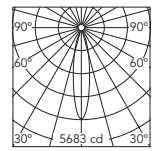

Luminous flux luminaire 1033 lm

Beam Angle:	21°	
h(m)	E(lx)	D(m)
1	5683	0.37
2	1421	0.73
3	631	1.10
4	355	1.47
5	227	1.83

3000K - CRI 90

Non Dimmable

- ☐ 09.7707.30A
- ■ 09.7707.14A

All White

- ☐ 09.7707.30A78

Dali Version

- ☐ 09.7707.30ADA
- ■ 09.7707.14ADA

All White

- ☐ 09.7707.30AYU

21° MEDIUM

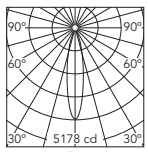

Luminous flux luminaire 941 lm

Beam Angle:	21°	
h(m)	E(lx)	D(m)
1	5178	0.37
2	1294	0.73
3	575	1.10
4	324	1.47
5	207	1.83

3000K - CRI 80

Non Dimmable

- 09.7704.30A
- 09.7704.14A

All White

- 09.7704.30A78

Dali Version

- 09.7704.30ADA
- 09.7704.14ADA

All White

- 09.7704.30AYU



FLOOD

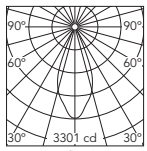

Luminous flux luminaire
1394 lm

Beam Angle:		42°
h(m)	E(lx)	D(m)
1	3301	0.76
2	825	1.52
3	367	2.28
4	206	3.05
5	132	3.81

4000K - CRI 90

Non Dimmable

- 09.7705.30A
- 09.7705.14A

All White

- 09.7705.30A78

Dali Version

- 09.7705.30ADA
- 09.7705.14ADA

All White

- 09.7705.30AYU



FLOOD

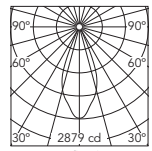

Luminous flux luminaire
1216 lm

Beam Angle:		42°
h(m)	E(lx)	D(m)
1	2879	0.76
2	720	1.52
3	320	2.28
4	180	3.05
5	115	3.81

3000K - CRI 90

Non Dimmable

- 09.7708.30A
- 09.7708.14A

All White

- 09.7708.30A78

Dali Version

- 09.7708.30ADA
- 09.7708.14ADA

All White

- 09.7708.30AYU



FLOOD

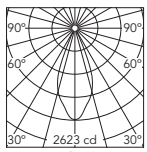

Luminous flux luminaire
1108 lm

Beam Angle:		42°
h(m)	E(lx)	D(m)
1	2623	0.76
2	656	1.52
3	291	2.28
4	164	3.05
5	105	3.81

Ut Spot Track Ø57

Light Source: LED Array 23,5W - 2500 lm - 3000K/CRI 80 / 23,5W - 2080 lm - 3000K/CRI 90 / 23,5W - 2150 lm - 4000K/CRI 90



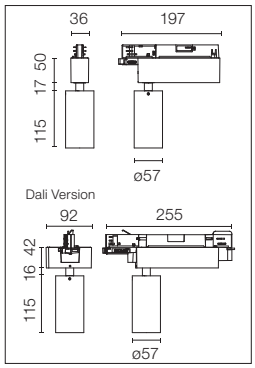

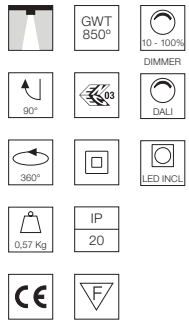

Strahler für 3-Phasen-Stromschiene mit LED-Lampe. Netzgerät mit 220-240V, 50-60Hz inbegriffen.

Spotlight to be installed on 3-phase track with LED light source. 220-240V, 50-60Hz power supply integrated.

3000K - CRI 80

On board dimmer included

- 09.4440.30A
- 09.4440.14A

Non Dimmable

- 09.4480.30A
- 09.4480.14A

Dali Version

- 09.4440.30ADA
- 09.4440.14ADA

3000K - CRI 90

On board dimmer included

- 09.4443.30A
- 09.4443.14A

Non Dimmable

- 09.4486.30A
- 09.4486.14A

Dali Version

- 09.4443.30ADA
- 09.4443.14ADA

10° SPOT

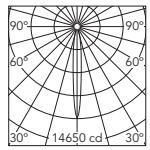

Luminous flux luminaire 1255 lm

Beam Angle: 10°

h(m)	E(lx)	D(m)
1	14650	0.18
2	3662	0.36
3	1628	0.54
4	916	0.72
5	586	0.90

10° SPOT

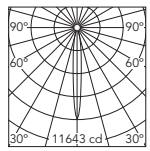

Luminous flux luminaire 997 lm

Beam Angle: 10°

h(m)	E(lx)	D(m)
1	11643	0.18
2	2911	0.36
3	1294	0.54
4	728	0.72
5	466	0.90

4000K - CRI 90

On board dimmer included

- 09.4450.30A
- 09.4450.14A

Non Dimmable

- 09.4481.30A
- 09.4481.14A

Dali Version

- 09.4450.30ADA
- 09.4450.14ADA

10° SPOT

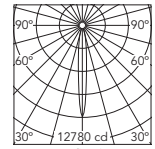

Luminous flux luminaire 1094 lm

Beam Angle: 10°

h(m)	E(lx)	D(m)
1	12780	0.18
2	3195	0.36
3	1420	0.54
4	799	0.72
5	511	0.90

3000K - CRI 80

On board dimmer included

- 09.4441.30A
- 09.4441.14A

Non Dimmable

- 09.4482.30A
- 09.4482.14A

Dali Version

- 09.4441.30ADA
- 09.4441.14ADA

3000K - CRI 90

On board dimmer included

- 09.4444.30A
- 09.4444.14A

Non Dimmable

- 09.4487.30A
- 09.4487.14A

Dali Version

- 09.4444.30ADA
- 09.4444.14ADA

21° MEDIUM

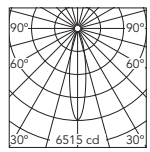

Luminous flux luminaire 1184 lm

Beam Angle: 21°

h(m)	E(lx)	D(m)
1	6515	0.37
2	1629	0.73
3	724	1.10
4	407	1.47
5	261	1.83

21° MEDIUM

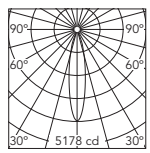

Luminous flux luminaire 941 lm

Beam Angle: 21°

h(m)	E(lx)	D(m)
1	5178	0.37
2	1294	0.73
3	575	1.10
4	324	1.47
5	207	1.83

4000K - CRI 90

On board dimmer included

- 09.4451.30A
- 09.4451.14A

Non Dimmable

- 09.4483.30A
- 09.4483.14A

Dali Version

- 09.4451.30ADA
- 09.4451.14ADA

21° MEDIUM

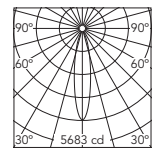

Luminous flux luminaire 1033 lm

Beam Angle: 21°

h(m)	E(lx)	D(m)
1	5683	0.37
2	1421	0.73
3	631	1.10
4	355	1.47
5	227	1.83

3000K - CRI 80

On board dimmer included

- 09.4442.30A
- 09.4442.14A

Non Dimmable

- 09.4484.30A
- 09.4484.14A

Dali Version

- 09.4442.30ADA
- 09.4442.14ADA

3000K - CRI 90

On board dimmer included

- 09.4445.30A
- 09.4445.14A

Non Dimmable

- 09.4488.30A
- 09.4488.14A

Dali Version

- 09.4445.30ADA
- 09.4445.14ADA

42° FLOOD

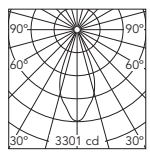

Luminous flux luminaire 1394 lm

Beam Angle: 42°

h(m)	E(lx)	D(m)
1	3301	0.76
2	825	1.52
3	367	2.28
4	206	3.05
5	132	3.81

42° FLOOD

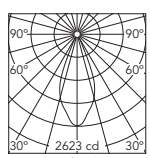

Luminous flux luminaire 1108 lm

Beam Angle: 42°

h(m)	E(lx)	D(m)
1	2623	0.76
2	656	1.52
3	291	2.28
4	164	3.05
5	105	3.81

4000K - CRI 90

On board dimmer included

- 09.4452.30A
- 09.4452.14A

Non Dimmable

- 09.4485.30A
- 09.4485.14A

Dali Version

- 09.4452.30ADA
- 09.4452.14ADA

42° FLOOD

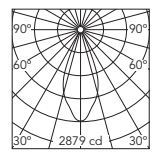

Luminous flux luminaire 1216 lm

Beam Angle: 42°

h(m)	E(lx)	D(m)
1	2879	0.76
2	720	1.52
3	320	2.28
4	180	3.05
5	115	3.81

Ut Spot Ceiling Ø57

Light Source: LED Array 23,5W - 2500 lm - 3000K/CRI 80 / 23,5W - 2080 lm - 3000K/CRI 90 / 23,5W - 2150 lm - 4000K/CRI 90



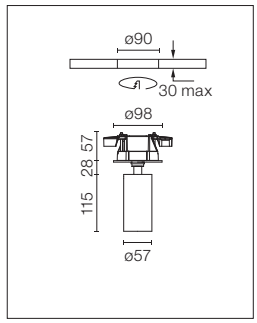

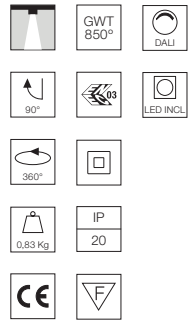

Deckenstrahler mit LED-Lampe. Fernnetzgerät mit 220-240V, 50-60Hz inbegriffen.

Spotlight to be installed on ceiling with LED light source. 220-240V, 50-60Hz remote power supply included.

3000K - CRI 80

Non Dimmable

- 09.4460.30A
- 09.4460.14A

Dali Version

- 09.4460.30ADA
- 09.4460.14ADA

10° SPOT

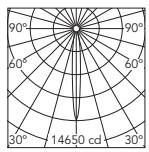

Luminous flux luminaire 1255 lm

Beam Angle: 10°

h(m)	E(lx)	D(m)
1	14650	0.18
2	3662	0.36
3	1628	0.54
4	916	0.72
5	586	0.90

4000K - CRI 90

Non Dimmable

- 09.4470.30A
- 09.4470.14A

Dali Version

- 09.4470.30ADA
- 09.4470.14ADA

10° SPOT

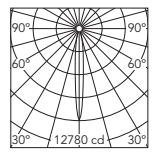

Luminous flux luminaire 1094 lm

Beam Angle: 10°

h(m)	E(lx)	D(m)
1	12780	0.18
2	3195	0.36
3	1420	0.54
4	799	0.72
5	511	0.90

3000K - CRI 90

Non Dimmable

- 09.4463.30A
- 09.4463.14A

Dali Version

- 09.4463.30ADA
- 09.4463.14ADA

10° SPOT

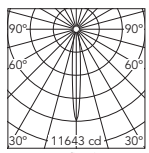

Luminous flux luminaire 997 lm

Beam Angle: 10°

h(m)	E(lx)	D(m)
1	11643	0.18
2	2911	0.36
3	1294	0.54
4	728	0.72
5	466	0.90

3000K - CRI 80

Non Dimmable

- 09.4461.30A
- 09.4461.14A

Dali Version

- 09.4461.30ADA
- 09.4461.14ADA

21° MEDIUM

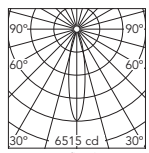

Luminous flux luminaire 1184 lm

Beam Angle: 21°

h(m)	E(lx)	D(m)
1	6515	0.37
2	1629	0.73
3	724	1.10
4	407	1.47
5	261	1.83

4000K - CRI 90

Non Dimmable

- 09.4471.30A
- 09.4471.14A

Dali Version

- 09.4471.30ADA
- 09.4471.14ADA

21° MEDIUM

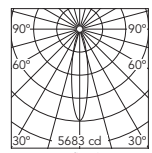

Luminous flux luminaire 1033 lm

Beam Angle: 21°

h(m)	E(lx)	D(m)
1	5683	0.37
2	1421	0.73
3	631	1.10
4	355	1.47
5	227	1.83

3000K - CRI 90

Non Dimmable

- 09.4464.30A
- 09.4464.14A

Dali Version

- 09.4464.30ADA
- 09.4464.14ADA

21° MEDIUM

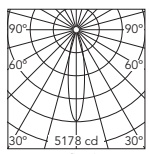

Luminous flux luminaire 941 lm

Beam Angle: 21°

h(m)	E(lx)	D(m)
1	5178	0.37
2	1294	0.73
3	575	1.10
4	324	1.47
5	207	1.83

3000K - CRI 80

Non Dimmable

- 09.4462.30A
- 09.4462.14A

Dali Version

- 09.4462.30ADA
- 09.4462.14ADA

42° FLOOD

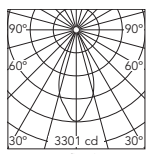

Luminous flux luminaire 1394 lm

Beam Angle: 42°

h(m)	E(lx)	D(m)
1	3301	0.76
2	825	1.52
3	367	2.28
4	206	3.05
5	132	3.81

4000K - CRI 90

Non Dimmable

- 09.4472.30A
- 09.4472.14A

Dali Version

- 09.4472.30ADA
- 09.4472.14ADA

42° FLOOD

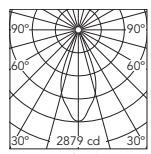

Luminous flux luminaire 1216 lm

Beam Angle: 42°

h(m)	E(lx)	D(m)
1	2879	0.76
2	720	1.52
3	320	2.28
4	180	3.05
5	115	3.81

3000K - CRI 90

Non Dimmable

- 09.4465.30A
- 09.4465.14A

Dali Version

- 09.4465.30ADA
- 09.4465.14ADA

42° FLOOD

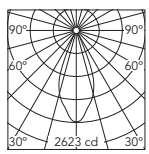

Luminous flux luminaire 1108 lm

Beam Angle: 42°

h(m)	E(lx)	D(m)
1	2623	0.76
2	656	1.52
3	291	2.28
4	164	3.05
5	105	3.81

Ut Spot Track Ø86

Light Source: LED Array High Performances 35,5W - 3770 lm - 3000K/CRI 80 / 35,5W - 3116 lm - 3000K/CRI 90 / 35,5W - 3246 lm - 4000K/CRI 90



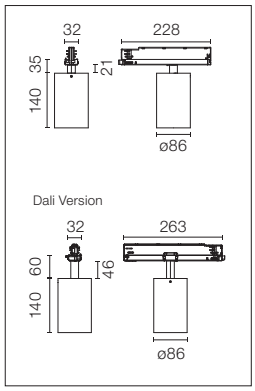

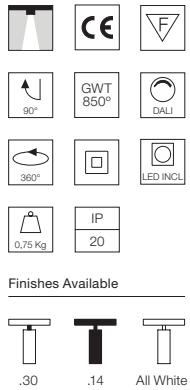

Strahler für 3-Phasen-Stromschiene mit LED-Lampe. Netzgerät mit 220-240V, 50-60Hz inbegriffen.

Bei den Versionen 30 sind der Schienenadapter, der Arm und der Hinterkopf schwarz. Bei den "All White" -Versionen sind der Schienenadapter, der Arm, der Hinterkopf und der Kopf weiß, nur der Blendschutzring bleibt schwarz.

Spotlight to be installed on 3-phase track with LED light source. 220-240V, 50-60Hz power supply integrated.

.30 versions come with the track adapter, the arm and the rear of the head in black. In the "All white" versions, the track adapter, the arm, the rear of the head and the head are white. Only the anti-glare ring is black.

3000K - CRI 80

Non Dimmable

- ☐ 09.7750.30A
- ■ 09.7750.14A

All White

- ☐ 09.7750.30A78

Dali Version

- ☐ 09.7750.30ADA
- ■ 09.7750.14ADA

All White

- ☐ 09.7750.30AYU

12° SPOT

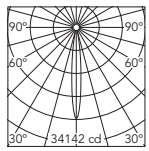

Luminous flux luminaire 2650 lm

Beam Angle:		12°
h(m)	E(lx)	D(m)
1	34142	0.21
2	8535	0.41
3	3794	0.62
4	2134	0.82
5	1366	1.03

4000K - CRI 90

Non Dimmable

- ☐ 09.7751.30A
- ■ 09.7751.14A

All White

- ☐ 09.7751.30A78

Dali Version

- ☐ 09.7751.30ADA
- ■ 09.7751.14ADA

All White

- ☐ 09.7751.30AYU

12° SPOT

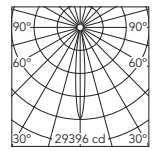

Luminous flux luminaire 2281 lm

Beam Angle:		12°
h(m)	E(lx)	D(m)
1	29396	0.21
2	7349	0.41
3	3266	0.62
4	1837	0.82
5	1176	1.03

3000K - CRI 90

Non Dimmable

- ☐ 09.7756.30A
- ■ 09.7756.14A

All White

- ☐ 09.7756.30A78

Dali Version

- ☐ 09.7756.30ADA
- ■ 09.7756.14ADA

All White

- ☐ 09.7756.30AYU

12° SPOT

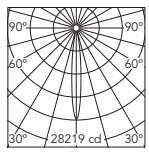

Luminous flux luminaire 2190 lm

Beam Angle:		12°
h(m)	E(lx)	D(m)
1	28219	0.21
2	7055	0.41
3	3135	0.62
4	1764	0.82
5	1129	1.03

3000K - CRI 80

Non Dimmable

- ☐ 09.7752.30A
- ■ 09.7752.14A

All White

- ☐ 09.7752.30A78

Dali Version

- ☐ 09.7752.30ADA
- ■ 09.7752.14ADA

All White

- ☐ 09.7752.30AYU

24° MEDIUM

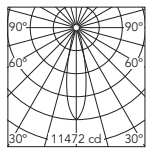

Luminous flux luminaire 2528 lm

Beam Angle:		24°
h(m)	E(lx)	D(m)
1	11472	0.43
2	2868	0.86
3	1275	1.28
4	717	1.71
5	459	2.14

4000K - CRI 90

Non Dimmable

- ☐ 09.7753.30A
- ■ 09.7753.14A

All White

- ☐ 09.7753.30A78

Dali Version

- ☐ 09.7753.30ADA
- ■ 09.7753.14ADA

All White

- ☐ 09.7753.30AYU

24° MEDIUM

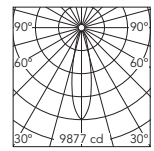

Luminous flux luminaire 2176 lm

Beam Angle:		24°
h(m)	E(lx)	D(m)
1	9877	0.43
2	2469	0.86
3	1097	1.28
4	617	1.71
5	395	2.14

3000K - CRI 90

Non Dimmable

- ☐ 09.7757.30A
- ■ 09.7757.14A

All White

- ☐ 09.7757.30A78

Dali Version

- ☐ 09.7757.30ADA
- ■ 09.7757.14ADA

All White

- ☐ 09.7757.30AYU

24° MEDIUM

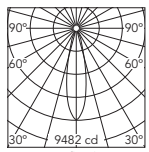

Luminous flux luminaire 2089 lm

Beam Angle:		24°
h(m)	E(lx)	D(m)
1	9482	0.43
2	2370	0.86
3	1054	1.28
4	593	1.71
5	379	2.14

UT SPOT

3000K - CRI 80

Non Dimmable

☐ 09.7754.30A
■ 09.7754.14A

All White

☐ 09.7754.30A78

Dali Version

☐ 09.7754.30ADA
■ 09.7754.14ADA

All White

☐ 09.7754.30AYU



FLOOD

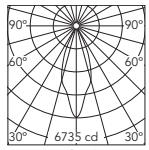

Luminous flux luminaire
2408 lm

Beam Angle: 37°

h(m)	E(lx)	D(m)
1	6735	0.67
2	1684	1.34
3	748	2.01
4	421	2.69
5	269	3.36

3000K - CRI 90

Non Dimmable

☐ 09.7758.30A
■ 09.7758.14A

All White

☐ 09.7758.30A78

Dali Version

☐ 09.7758.30ADA
■ 09.7758.14ADA

All White

☐ 09.7758.30AYU



FLOOD

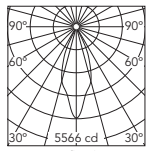

Luminous flux luminaire
1991 lm

Beam Angle: 37°

h(m)	E(lx)	D(m)
1	5566	0.67
2	1392	1.34
3	618	2.01
4	348	2.69
5	223	3.36

4000K - CRI 90

Non Dimmable

☐ 09.7755.30A
■ 09.7755.14A

All White

☐ 09.7755.30A78

Dali Version

☐ 09.7755.30ADA
■ 09.7755.14ADA

All White

☐ 09.7755.30AYU



FLOOD

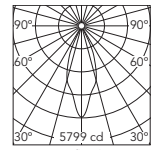

Luminous flux luminaire
2074 lm

Beam Angle: 37°

h(m)	E(lx)	D(m)
1	5799	0.67
2	1450	1.34
3	644	2.01
4	362	2.69
5	232	3.36

Ut Spot Track Ø86

Light Source: LED Array High Performances 35,5W - 3770 lm - 3000K/CRI 80 / 35,5W- 3116 lm - 3000K/CRI 90 / 35,5W - 3246 lm - 4000K/CRI 90



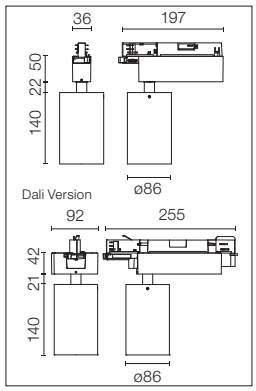

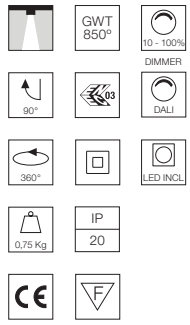

Strahler für 3-Phasen-Stromschiene mit LED-Lampe. Netzgerät mit 220-240V, 50-60Hz inbegriffen.

Spotlight to be installed on 3-phase track with LED light source. 220-240V, 50-60Hz power supply integrated.

3000K - CRI 80

On board dimmer included

- 09.4840.30A
- 09.4840.14A

Non Dimmable

- 09.4880.30A
- 09.4880.14A

Dali Version

- 09.4840.30ADA
- 09.4840.14ADA

12° SPOT

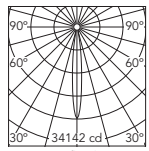

Luminous flux luminaire 2650 lm

Beam Angle:	12°
h(m) E(lx)	D(m)
1 34142	0.21
2 8535	0.41
3 3794	0.62
4 2134	0.82
5 1366	1.03

3000K - CRI 90

On board dimmer included

- 09.4843.30A
- 09.4843.14A

Non Dimmable

- 09.4886.30A
- 09.4886.14A

Dali Version

- 09.4843.30ADA
- 09.4843.14ADA

12° SPOT

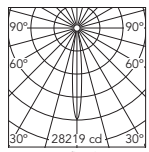

Luminous flux luminaire 2190 lm

Beam Angle:	12°
h(m) E(lx)	D(m)
1 28219	0.21
2 7055	0.41
3 3135	0.62
4 1764	0.82
5 1129	1.03

4000K - CRI 90

On board dimmer included

- 09.4850.30A
- 09.4850.14A

Non Dimmable

- 09.4881.30A
- 09.4881.14A

Dali Version

- 09.4850.30ADA
- 09.4850.14ADA

12° SPOT

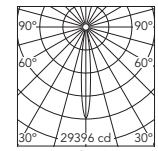

Luminous flux luminaire 2281 lm

Beam Angle:	12°
h(m) E(lx)	D(m)
1 29396	0.21
2 7349	0.41
3 3266	0.62
4 1837	0.82
5 1176	1.03

3000K - CRI 80

On board dimmer included

- 09.4841.30A
- 09.4841.14A

Non Dimmable

- 09.4882.30A
- 09.4882.14A

Dali Version

- 09.4841.30ADA
- 09.4841.14ADA

24° MEDIUM

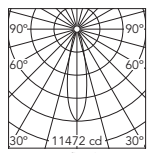

Luminous flux luminaire 2528 lm

Beam Angle:	24°
h(m) E(lx)	D(m)
1 11472	0.43
2 2868	0.86
3 1275	1.28
4 717	1.71
5 459	2.14

3000K - CRI 90

On board dimmer included

- 09.4844.30A
- 09.4844.14A

Non Dimmable

- 09.4887.30A
- 09.4887.14A

Dali Version

- 09.4844.30ADA
- 09.4844.14ADA

24° MEDIUM

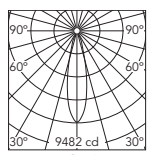

Luminous flux luminaire 2089 lm

Beam Angle:	24°
h(m) E(lx)	D(m)
1 9482	0.43
2 2370	0.86
3 1054	1.28
4 593	1.71
5 379	2.14

4000K - CRI 90

On board dimmer included

- 09.4851.30A
- 09.4851.14A

Non Dimmable

- 09.4883.30A
- 09.4883.14A

Dali Version

- 09.4851.30ADA
- 09.4851.14ADA

24° MEDIUM

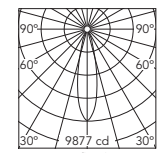

Luminous flux luminaire 2176 lm

Beam Angle:	24°
h(m) E(lx)	D(m)
1 9877	0.43
2 2469	0.86
3 1097	1.28
4 617	1.71
5 395	2.14

3000K - CRI 80

On board dimmer included

- 09.4842.30A
- 09.4842.14A

Non Dimmable

- 09.4884.30A
- 09.4884.14A

Dali Version

- 09.4842.30ADA
- 09.4842.14ADA

37° FLOOD

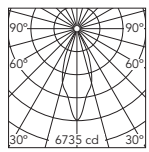

Luminous flux luminaire 2408 lm

Beam Angle:	37°
h(m) E(lx)	D(m)
1 6735	0.67
2 1684	1.34
3 748	2.01
4 421	2.69
5 269	3.36

3000K - CRI 90

On board dimmer included

- 09.4845.30A
- 09.4845.14A

Non Dimmable

- 09.4888.30A
- 09.4888.14A

Dali Version

- 09.4845.30ADA
- 09.4845.14ADA

37° FLOOD

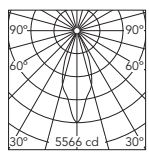

Luminous flux luminaire 1991 lm

Beam Angle:	37°
h(m) E(lx)	D(m)
1 5566	0.67
2 1392	1.34
3 618	2.01
4 348	2.69
5 223	3.36

4000K - CRI 90

On board dimmer included

- 09.4852.30A
- 09.4852.14A

Non Dimmable

- 09.4885.30A
- 09.4885.14A

Dali Version

- 09.4852.30ADA
- 09.4852.14ADA

37° FLOOD

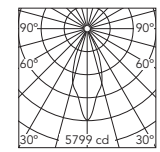

Luminous flux luminaire 2074 lm

Beam Angle:	37°
h(m) E(lx)	D(m)
1 5799	0.67
2 1450	1.34
3 644	2.01
4 362	2.69
5 232	3.36

Ut Spot Track Wall-Washer Ø86

Light Source: LED Array High Performances 35,5W - 3770 lm - 3000K/CRI 80 / 35,5W - 3116 lm - 3000K/CRI 90 / 35,5W - 3246 lm - 4000K/CRI 90



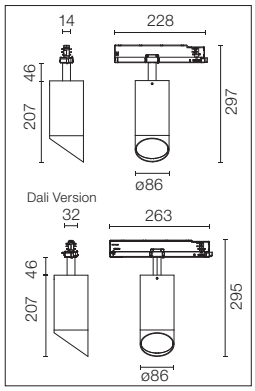

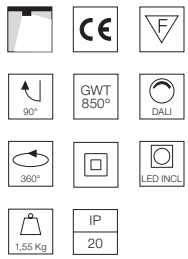

Finishes Available



Strahler für 3-Phasen-Stromschiene mit LED-Lampe. Netzgerät mit 220-240V, 50-60Hz inbegriffen.

Bei den Versionen 30 sind der Schienenadapter, der Arm und der Hinterkopf schwarz. Bei den “All White” -Versionen sind der Schienenadapter, der Arm, der Hinterkopf und der Kopf weiß, nur der Blendschutzring bleibt schwarz.

Spotlight to be installed on 3-phase track with LED light source. 220-240V, 50-60Hz power supply integrated.

.30 versions come with the track adapter, the arm and the rear of the head in black. In the “All white” versions, the track adapter, the arm, the rear of the head and the head are white. Only the anti-glare ring is black.

3000K - CRI 80

Non Dimmable

- ☐ 09.7770.30A
- ■ 09.7770.14A

All White

- ☐ 09.7770.30A78

Dali Version

- ☐ 09.7770.30ADA
- ■ 09.7770.14ADA

Dali Version All White

- ☐ 09.7770.30AYU

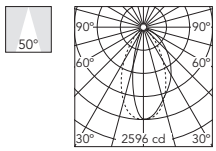

Luminous flux luminaire
2560 lm

Beam Angle: 50°

h(m)	E(lx)	D(m)
1	2596	0.98
2	649	1.97
3	288	2.95
4	162	3.94
5	104	4.92

3000K - CRI 90

Non Dimmable

- ☐ 09.7771.30A
- ■ 09.7771.14A

All White

- ☐ 09.7771.30A78

Dali Version

- ☐ 09.7771.30ADA
- ■ 09.7771.14ADA

Dali Version All White

- ☐ 09.7771.30AYU

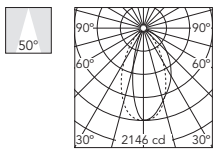

Luminous flux luminaire
2116 lm

Beam Angle: 50°

h(m)	E(lx)	D(m)
1	2146	0.98
2	537	1.97
3	238	2.95
4	134	3.94
5	86	4.92

4000K - CRI 90

Non Dimmable

- ☐ 09.7772.30A
- ■ 09.7772.14A

All White

- ☐ 09.7772.30A78

Dali Version

- ☐ 09.7772.30ADA
- ■ 09.7772.14ADA

Dali Version All White

- ☐ 09.7772.30AYU

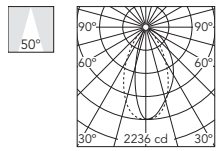

Luminous flux luminaire
2204 lm

Beam Angle: 50°

h(m)	E(lx)	D(m)
1	2236	0.98
2	559	1.97
3	248	2.95
4	140	3.94
5	89	4.92

Ut Spot Track Ø86

Light Source: Phosphor LED 28,5W - 3000 lm - 3000K/CRI 98 / 27W - 3000 lm - 4000K/CRI 80



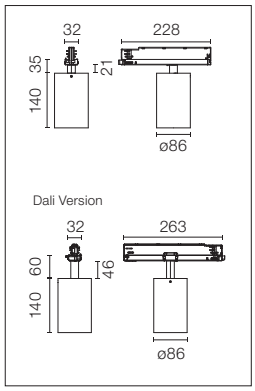



Strahler für 3-Phasen-Stromschiene mit LED-Lampe. Netzgerät mit 220-240V, 50-60Hz inbegriffen.

Bei den Versionen 30 sind der Schienenadapter, der Arm und der Hinterkopf schwarz. Bei den "All White" -Versionen sind der Schienenadapter, der Arm, der Hinterkopf und der Kopf weiß, nur der Blendschutzring bleibt schwarz.

Spotlight to be installed on 3-phase track with LED light source. 220-240V, 50-60Hz power supply integrated.

.30 versions come with the track adapter, the arm and the rear of the head in black. In the "All white" versions, the track adapter, the arm, the rear of the head and the head are white. Only the anti-glare ring is black.

3000K - CRI 98
Non Dimmable
☐ 09.7733.30
■ 09.7733.14
All White
☐ 09.7733.30.78

Dali Version
☐ 09.7733.30.DA
■ 09.7733.14.DA
All White
☐ 09.7733.30.YU

16° SPOT

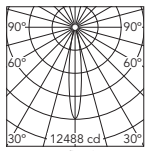

Luminous flux luminaire
1648 lm

Beam Angle: 16°

h(m)	E(lx)	D(m)
1	12488	0.28
2	3122	0.55
3	1388	0.83
4	781	1.10
5	500	1.38

4000K - CRI 80
Non Dimmable
☐ 09.7730.30
■ 09.7730.14
All White
☐ 09.7730.30.78

Dali Version
☐ 09.7730.30.DA
■ 09.7730.14.DA
All White
☐ 09.7730.30.YU

17° SPOT

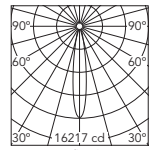

Luminous flux luminaire
2216 lm

Beam Angle: 17°

h(m)	E(lx)	D(m)
1	16217	0.29
2	4054	0.58
3	1802	0.88
4	1014	1.17
5	649	1.46

3000K - CRI 98
Non Dimmable
☐ 09.7734.30A
■ 09.7734.14A
All White
☐ 09.7734.30A78

Dali Version
☐ 09.7734.30ADA
■ 09.7734.14ADA
All White
☐ 09.7734.30AYU

23° MEDIUM

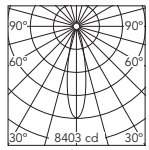

Luminous flux luminaire
1808 lm

Beam Angle: 23°

h(m)	E(lx)	D(m)
1	8403	0.41
2	2101	0.82
3	934	1.23
4	525	1.64
5	336	2.05

4000K - CRI 80
Non Dimmable
☐ 09.7731.30A
■ 09.7731.14A
All White
☐ 09.7731.30A78

Dali Version
☐ 09.7731.30ADA
■ 09.7731.14ADA
All White
☐ 09.7731.30AYU

23° MEDIUM

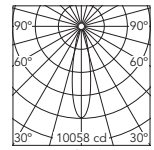

Luminous flux luminaire
2134 lm

Beam Angle: 23°

h(m)	E(lx)	D(m)
1	10058	0.41
2	2514	0.81
3	1118	1.22
4	629	1.63
5	402	2.03

3000K - CRI 98
Non Dimmable
☐ 09.7735.30
■ 09.7735.14
All White
☐ 09.7735.30.78

Dali Version
☐ 09.7735.30.DA
■ 09.7735.14.DA
All White
☐ 09.7735.30.YU

32° FLOOD

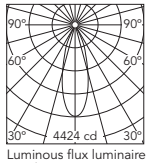

Luminous flux luminaire
1496 lm

Beam Angle: 32°

h(m)	E(lx)	D(m)
1	4424	0.57
2	1106	1.15
3	492	1.72
4	276	2.29
5	177	2.87

4000K - CRI 80
Non Dimmable
☐ 09.7732.30
■ 09.7732.14
All White
☐ 09.7732.30.78

Dali Version
☐ 09.7732.30.DA
■ 09.7732.14.DA
All White
☐ 09.7732.30.YU

32° FLOOD

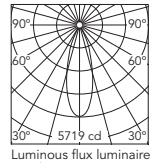

Luminous flux luminaire
1947 lm

Beam Angle: 32°

h(m)	E(lx)	D(m)
1	5719	0.58
2	1430	1.15
3	635	1.73
4	357	2.31
5	229	2.89

Ut Spot Track Ø86

Light Source: Phosphor LED 33W - 2650 lm - 3000K/CRI 98 / 29,3W - 3000 lm - 4000K/CRI 80



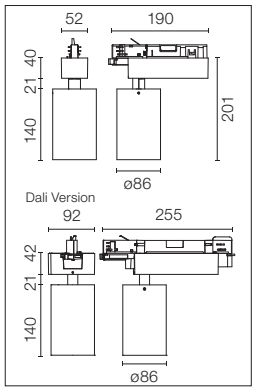



Strahler für 3-Phasen-Stromschiene mit LED-Lampe. Netzgerät mit 220-240V, 50-60Hz inbegriffen.

Spotlight to be installed on 3-phase track with LED light source. 220-240V, 50-60Hz power supply integrated.

3000K - CRI 98

On board dimmer included

- ☐ 09.4243.30
- ■ 09.4243.14

Non Dimmable

- ☐ 09.4286.30
- ■ 09.4286.14

Dali Version

- ☐ 09.4243.30.DA
- ■ 09.4243.14.DA

16° SPOT

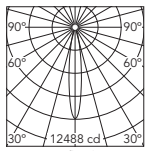

Luminous flux luminaire 1648 lm

Beam Angle:	16°	
h(m)	E(lx)	D(m)
1	12488	0.28
2	3122	0.55
3	1388	0.83
4	781	1.10
5	500	1.38

4000K - CRI 80

On board dimmer included

- ☐ 09.4250.30
- ■ 09.4250.14

Non Dimmable

- ☐ 09.4281.30
- ■ 09.4281.14

Dali Version

- ☐ 09.4250.30.DA
- ■ 09.4250.14.DA

17° SPOT

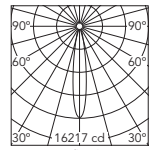

Luminous flux luminaire 2216 lm

Beam Angle:	17°	
h(m)	E(lx)	D(m)
1	16217	0.29
2	4054	0.58
3	1802	0.88
4	1014	1.17
5	649	1.46

3000K - CRI 98

On board dimmer included

- ☐ 09.4244.30A
- ■ 09.4244.14A

Non Dimmable

- ☐ 09.4287.30A
- ■ 09.4287.14A

Dali Version

- ☐ 09.4244.30ADA
- ■ 09.4244.14ADA

23° MEDIUM

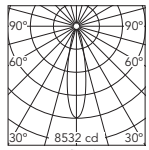

Luminous flux luminaire 1836 lm

Beam Angle:	23°	
h(m)	E(lx)	D(m)
1	8532	0.41
2	2133	0.82
3	948	1.23
4	533	1.64
5	341	2.05

4000K - CRI 80

On board dimmer included

- ☐ 09.4251.30A
- ■ 09.4251.14A

Non Dimmable

- ☐ 09.4283.30A
- ■ 09.4283.14A

Dali Version

- ☐ 09.4251.30ADA
- ■ 09.4251.14ADA

23° MEDIUM

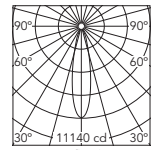

Luminous flux luminaire 2363 lm

Beam Angle:	23°	
h(m)	E(lx)	D(m)
1	11140	0.41
2	2785	0.81
3	1238	1.22
4	696	1.63
5	446	2.03

3000K - CRI 98

On board dimmer included

- ☐ 09.4245.30
- ■ 09.4245.14

Non Dimmable

- ☐ 09.4288.30
- ■ 09.4288.14

Dali Version

- ☐ 09.4245.30.DA
- ■ 09.4245.14.DA

32° FLOOD

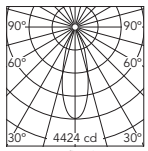

Luminous flux luminaire 1496 lm

Beam Angle:	32°	
h(m)	E(lx)	D(m)
1	4424	0.57
2	1106	1.15
3	492	1.72
4	276	2.29
5	177	2.87

4000K - CRI 80

On board dimmer included

- ☐ 09.4252.30
- ■ 09.4252.14

Non Dimmable

- ☐ 09.4285.30
- ■ 09.4285.14

Dali Version

- ☐ 09.4252.30.DA
- ■ 09.4252.14.DA

32° FLOOD

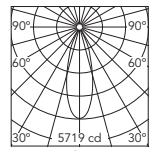

Luminous flux luminaire 1947 lm

Beam Angle:	32°	
h(m)	E(lx)	D(m)
1	5719	0.58
2	1430	1.15
3	635	1.73
4	357	2.31
5	229	2.89

Ut Spot Track Wall-Washer Ø86

Light Source: LED Array High Performances 35,5W - 3770 lm - 3000K/CRI 80 / 35,5W - 3116 lm - 3000K/CRI 90 / 35,5W - 3246 lm - 4000K/CRI 90



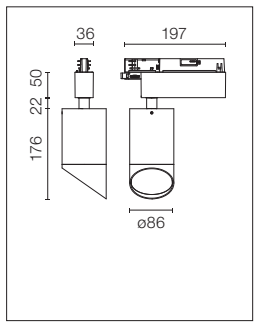

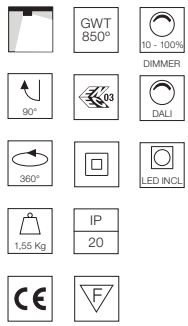

Strahler für 3-Phasen-Stromschiene mit LED-Lampe. Netzgerät mit 220-240V, 50-60Hz inbegriffen.

Spotlight to be installed on 3-phase track with LED light source. 220-240V, 50-60Hz power supply integrated.

3000K - CRI 80

On board dimmer included

- 09.4950.30A
- 09.4950.14A

Non Dimmable

- 09.4951.30A
- 09.4951.14A

Dali Version

- 09.4950.30ADA
- 09.4950.14ADA

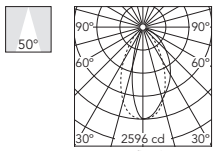

Luminous flux luminaire
2560 lm

Beam Angle:	50°	
h(m)	E(lx)	D(m)
1	2596	0.98
2	649	1.97
3	288	2.95
4	162	3.94
5	104	4.92

3000K - CRI 90

On board dimmer included

- 09.4953.30A
- 09.4953.14A

Non Dimmable

- 09.4954.30A
- 09.4954.14A

Dali Version

- 09.4953.30ADA
- 09.4953.14ADA

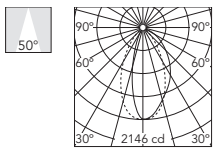

Luminous flux luminaire
2116 lm

Beam Angle:	50°	
h(m)	E(lx)	D(m)
1	2146	0.98
2	537	1.97
3	238	2.95
4	134	3.94
5	86	4.92

4000K - CRI 90

On board dimmer included

- 09.4956.30A
- 09.4956.14A

Non Dimmable

- 09.4957.30A
- 09.4957.14A

Dali Version

- 09.4956.30ADA
- 09.4956.14ADA

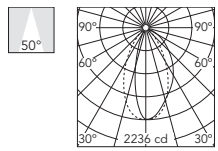

Luminous flux luminaire
2204 lm

Beam Angle:	50°	
h(m)	E(lx)	D(m)
1	2236	0.98
2	559	1.97
3	248	2.95
4	140	3.94
5	89	4.92

Ut Spot Track Multichip Ø86

Light Source: Top LED 11,5W - 750 lm - 3000K/CRI 90 / 11,5W - 900 lm - 3000K/CRI 80 / 11,5W - 930 lm - 4000K/CRI 80



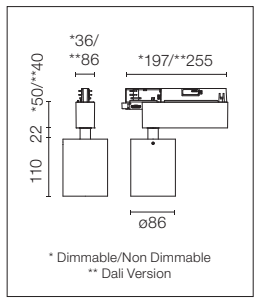

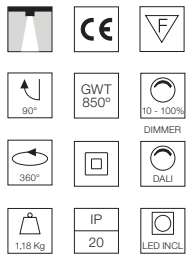

Strahler für 3-Phasen-Stromschiene mit LED-Lampe. Netzgerät mit 220-240V, 50-60Hz inbegriffen.

Das Zubehör ist mit dieser Version nicht kompatibel.

Spotlight to be installed on 3-phase track with LED light source. 220-240V, 50-60Hz power supply integrated.

The accessories are not compatible with this version.

3000K - CRI 80

On board dimmer included

- 09.4980.30
- 09.4980.14

Non Dimmable

- 09.4983.30
- 09.4983.14

Dali Version

- 09.4980.30.DA
- 09.4980.14.DA

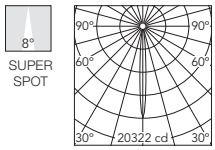

Luminous flux luminaire
776 lm

Beam Angle:	8°	
h(m)	E(lx)	D(m)
1	20322	0.14
2	5081	0.27
3	2258	0.41
4	1270	0.54
5	813	0.68

3000K - CRI 90

On board dimmer included

- 09.4981.30
- 09.4981.14

Non Dimmable

- 09.4984.30
- 09.4984.14

Dali Version

- 09.4981.30.DA
- 09.4981.14.DA

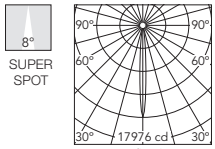

Luminous flux luminaire
687 lm

Beam Angle:	8°	
h(m)	E(lx)	D(m)
1	17976	0.14
2	4494	0.27
3	1997	0.41
4	1124	0.54
5	719	0.68

4000K - CRI 80

On board dimmer included

- 09.4982.30
- 09.4982.14

Non Dimmable

- 09.4985.30
- 09.4985.14

Dali Version

- 09.4982.30.DA
- 09.4982.14.DA

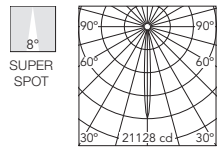

Luminous flux luminaire
807 lm

Beam Angle:	8°	
h(m)	E(lx)	D(m)
1	21128	0.14
2	5282	0.27
3	2348	0.41
4	1321	0.54
5	845	0.68

Ut Spot Ceiling Ø86

Light Source: LED Array High Performances 32,8W - 3770 lm - 3000K/CRI 80 / 32,8W - 3116 lm - 3000K/CRI 90 / 32,8W - 3246 lm - 4000K/CRI 90



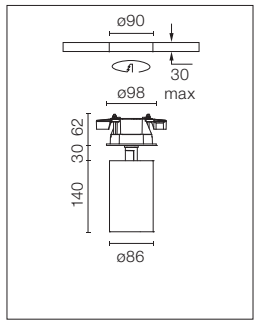

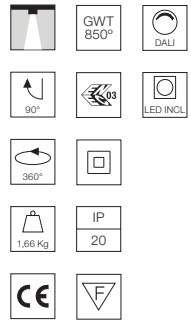

Deckenstrahler mit LED-Lampe. Fernnetzgerät mit 220-240V, 50-60Hz inbegriffen.

Spotlight to be installed on ceiling with LED light source. 220-240V, 50-60Hz remote power supply included.

3000K - CRI 80

Non Dimmable

- 09.4860.30A
- 09.4860.14A

Dali Version

- 09.4860.30ADA
- 09.4860.14ADA

12° SPOT

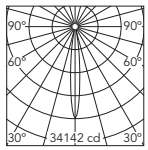

Luminous flux luminaire 2650 lm

Beam Angle: 12°

h(m)	E(lx)	D(m)
1	34142	0.21
2	8535	0.41
3	3794	0.62
4	2134	0.82
5	1366	1.03

4000K - CRI 90

Non Dimmable

- 09.4870.30A
- 09.4870.14A

Dali Version

- 09.4870.30ADA
- 09.4870.14ADA

12° SPOT

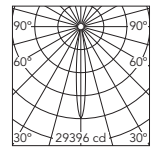

Luminous flux luminaire 2281 lm

Beam Angle: 12°

h(m)	E(lx)	D(m)
1	29396	0.21
2	7349	0.41
3	3266	0.62
4	1837	0.82
5	1176	1.03

3000K - CRI 90

Non Dimmable

- 09.4863.30A
- 09.4863.14A

Dali Version

- 09.4863.30ADA
- 09.4863.14ADA

12° SPOT

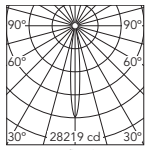

Luminous flux luminaire 2190 lm

Beam Angle: 12°

h(m)	E(lx)	D(m)
1	28219	0.21
2	7055	0.41
3	3135	0.62
4	1764	0.82
5	1129	1.03

3000K - CRI 80

Non Dimmable

- 09.4861.30A
- 09.4861.14A

Dali Version

- 09.4861.30ADA
- 09.4861.14ADA

24° MEDIUM

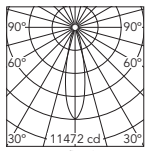

Luminous flux luminaire 2528 lm

Beam Angle: 24°

h(m)	E(lx)	D(m)
1	11472	0.43
2	2868	0.86
3	1275	1.28
4	717	1.71
5	459	2.14

4000K - CRI 90

Non Dimmable

- 09.4871.30A
- 09.4871.14A

Dali Version

- 09.4871.30ADA
- 09.4871.14ADA

24° MEDIUM

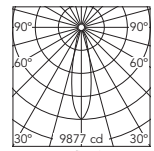

Luminous flux luminaire 2176 lm

Beam Angle: 24°

h(m)	E(lx)	D(m)
1	9877	0.43
2	2469	0.86
3	1097	1.28
4	617	1.71
5	395	2.14

3000K - CRI 90

Non Dimmable

- 09.4864.30A
- 09.4864.14A

Dali Version

- 09.4864.30ADA
- 09.4864.14ADA

24° MEDIUM

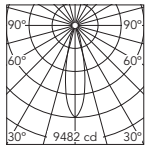

Luminous flux luminaire 2089 lm

Beam Angle: 24°

h(m)	E(lx)	D(m)
1	9482	0.43
2	2370	0.86
3	1054	1.28
4	593	1.71
5	379	2.14

3000K - CRI 80

Non Dimmable

- 09.4862.30A
- 09.4862.14A

Dali Version

- 09.4862.30ADA
- 09.4862.14ADA

37° FLOOD

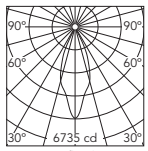

Luminous flux luminaire 2408 lm

Beam Angle: 37°

h(m)	E(lx)	D(m)
1	6735	0.67
2	1684	1.34
3	748	2.01
4	421	2.69
5	269	3.36

4000K - CRI 90

Non Dimmable

- 09.4872.30A
- 09.4872.14A

Dali Version

- 09.4872.30ADA
- 09.4872.14ADA

37° FLOOD

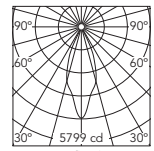

Luminous flux luminaire 2074 lm

Beam Angle: 37°

h(m)	E(lx)	D(m)
1	5799	0.67
2	1450	1.34
3	644	2.01
4	362	2.69
5	232	3.36

3000K - CRI 90

Non Dimmable

- 09.4865.30A
- 09.4865.14A

Dali Version

- 09.4865.30ADA
- 09.4865.14ADA

37° FLOOD

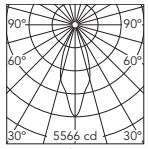

Luminous flux luminaire 1991 lm

Beam Angle: 37°

h(m)	E(lx)	D(m)
1	5566	0.67
2	1392	1.34
3	618	2.01
4	348	2.69
5	223	3.36

Ut Spot Ceiling Ø86

Light Source: Phosphor LED 29W - 3000 lm - 3000K/CRI 98 / 28W - 3000 lm - 4000K/CRI 80



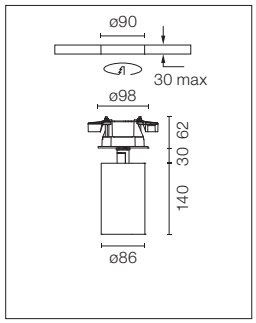



Deckenstrahler mit LED-Lampe. Fernnetzgerät mit 220-240V, 50-60Hz inbegriffen.

Spotlight to be installed on ceiling with LED light source. 220-240V, 50-60Hz remote power supply included.

3000K - CRI 98

Non Dimmable
- 09.4263.30
- 09.4263.14

Dali Version
- 09.4263.30.DA
- 09.4263.14.DA

16° SPOT

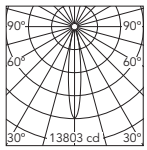

Luminous flux luminaire 1822 lm

Beam Angle: 16°

h(m)	E(lx)	D(m)
1	13803	0.28
2	3451	0.55
3	1534	0.83
4	863	1.10
5	552	1.38

4000K - CRI 80

Non Dimmable
- 09.4270.30
- 09.4270.14

Dali Version
- 09.4270.30.DA
- 09.4270.14.DA

17° SPOT

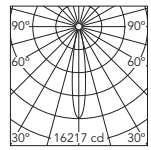

Luminous flux luminaire 2216 lm

Beam Angle: 17°

h(m)	E(lx)	D(m)
1	16217	0.29
2	4054	0.58
3	1802	0.88
4	1014	1.17
5	649	1.46

3000K - CRI 98

Non Dimmable
- 09.4264.30A
- 09.4264.14A

Dali Version
- 09.4264.30ADA
- 09.4264.14ADA

23° MEDIUM

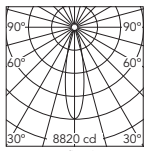

Luminous flux luminaire 1898 lm

Beam Angle: 23°

h(m)	E(lx)	D(m)
1	8820	0.41
2	2205	0.82
3	980	1.23
4	551	1.64
5	353	2.05

4000K - CRI 80

Non Dimmable
- 09.4271.30A
- 09.4271.14A

Dali Version
- 09.4271.30ADA
- 09.4271.14ADA

23° MEDIUM

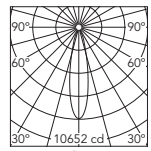

Luminous flux luminaire 2260 lm

Beam Angle: 23°

h(m)	E(lx)	D(m)
1	10652	0.41
2	2663	0.81
3	1184	1.22
4	666	1.63
5	426	2.03

3000K - CRI 98

Non Dimmable
- 09.4265.30
- 09.4265.14

Dali Version
- 09.4265.30.DA
- 09.4265.14.DA

32° FLOOD

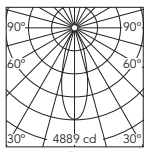

Luminous flux luminaire 1654 lm

Beam Angle: 32°

h(m)	E(lx)	D(m)
1	4889	0.57
2	1222	1.15
3	543	1.72
4	306	2.29
5	196	2.87

4000K - CRI 80

Non Dimmable
- 09.4272.30
- 09.4272.14

Dali Version
- 09.4272.30.DA
- 09.4272.14.DA

32° FLOOD

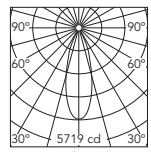

Luminous flux luminaire 1947 lm

Beam Angle: 32°

h(m)	E(lx)	D(m)
1	5719	0.58
2	1430	1.15
3	635	1.73
4	357	2.31
5	229	2.89

Zubehör / Accessories

Querabschirmung, Linsen und Honeycomb können ohne Befestigungszubehör direkt in den Leuchtenkopf eingesetzt werden.
UT Spot Ø86: Honeycomb + Linse können gleichzeitig verwendet werden.
UT Spot Ø86 Multichip: Das Zubehör ist mit dieser Version nicht kompatibel.

Screening crosspiece, lenses and Honeycomb directly installable on the head of the luminaire without needing any fastening accessory.
UT Spot Ø86: Installation compatible with Honeycomb + Lense at the same time.
UT Spot Ø86 Multichip: The accessories are not compatible with this version.

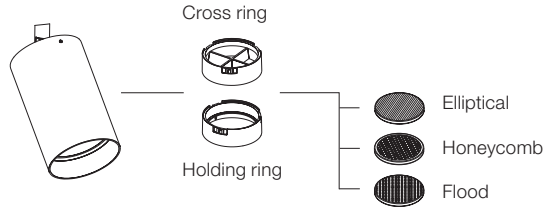

UT Spot Ø57

Querabschirmung Screening crosspiece		08.8429.00
Elliptische linse Elliptical lens		08.8431.00
Floodlinse Flood lens For Spot & Medium optics		08.8432.00
Honeycomb Honeycomb		08.8428.00
Konische Abschirmung Snoot shielding cone		08.0526.00

UT Spot Ø86

Haltering Holding ring		08.8410.00

UT Spot Ø86 Phosphor LED / UT Spot Ø86 LED Array

Querabschirmung Screening crosspiece		08.8411.00

UT Spot Ø86 LED Array

Elliptische linse Elliptical lens		08.8163.68
Floodlinse Flood lens For Spot & Medium optics		08.8175.68
Honeycomb Honeycomb		08.8495.14

SOLID PURE

DESIGNED BY KNUD HOLSCHER

TRACK



CEILING



LIGHT SOURCE
LED ARRAY
23W
2747 lm
3000K/CRI 80
23W
2231 lm
3000K/CRI 90
23W
2865 lm
4000K/CRI 80

LIGHT SOURCE
LED ARRAY
30W
3516 lm
3000K/CRI 80
30W
2855 lm
3000K/CRI 90
30W
3667 lm
4000K/CRI 80

LIGHT SOURCE
LED ARRAY
35W
4321 lm
3000K/CRI 80
35W
3509 lm
3000K/CRI 90
35W
4508 lm
4000K/CRI 80

☐ 30 Weiss
30 White

■ 14 Schwarz
14 Black





Drehbar um 360° und schwenkbar 190°.
Can be rotated 360° and swivelled 190°.

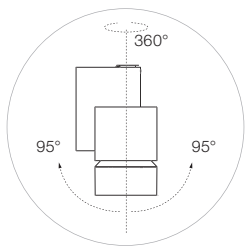

reddot design award
winner 2013

Produktbeschreibung
Innenraumleuchte für die Installation auf 3-Phasenstromschiene oder an Decken bzw. Wänden. Erhältlich für Lichtquellen mit hocheffizienter LED-Technologie sowie in DALI- und Nicht-DALI-Version.
Der optische Leuchtenkörper sowie die Aufnahme der Netzgeräte sind aus mit Hochdruck fließgepresstem Aluminium mit Pulverbeschichtung in Weiß, Grau oder Schwarz gefertigt. Der Befestigungsring für die Reflektoren besteht aus schwarzem thermoplastischem Material und ist innen mit einem Zubehörelement ausgestattet, das Farbfilter und Wabenraster zur Vermeidung von Blendung aufnehmen kann.
Die Ausführung für die Schienenmontage enthält einen Drehstromschienen-Adapter.
Die korrekte Funktionsweise während der ganzen Lebensdauer des LED-Moduls wird dank eines innovativen Designs des wärmeableitenden Systems gewährleistet, das innen eine konstante Luftzirkulation ermöglicht. Zu diesem Zweck kommen Lösungen mit passiven Kühlern (Versionen 23/30/35W) und aktiven Kühlern (Version 53W), je nach benötigtem Zirkulationsluftstrom, zum Einsatz.

Reflektoren
Alle Optiken bestehen aus hochreinem Aluminium mit Spiegel-Finish. Symmetrischer drehbarer Kugelreflektor.
Die Leuchte ist mit drei verschiedenen Typen von Reflektoren erhältlich: Spot, Medium y Flood.

Betriebsgerät
Netzteil für konstante Stromzufuhr mit oder ohne DALI-Steuerung 220/240V eingeschlossen.

Zubehör
- Honeycomb.
- Farbfilter.

Zusatzinformationen
Möglichkeit der Arretierung des Lichtstrahls sowohl horizontal (Drehung 360° an der Vertikalachse) als auch vertikal (190° an der Horizontalachse).
Erhältlich als DALI-Ausführung zur Schienen- oder Deckenmontage.
Schutzart IP20.
Schutzklasse I.
Auf normal entflammbaren Oberflächen einsetzbar.
Die FLOS Schienenleuchten wurden für 3-Phasen Standardschienen, die von FLOS empfohlen werden, entwickelt und umfassend getestet. Ihre Kompatibilität ist mit denen von Nordic Aluminium und Eutrac produzierten 3-Phasen-Schienen garantiert. Wenn Sie die Kompatibilität mit anderen Schienen überprüfen möchten, kontaktieren Sie bitte FLOS vor der Installation.
Die FLOS 3-phasen DALI-Schienenleuchten sind für Pulse DALI Protokoll von Nordic Aluminium entwickelt.

Qualitätszeichen
Das Gerät entspricht der europäischen technischen Norm EN60598-1 und den entsprechenden Zusatzregelungen.

Description
A luminaire for indoor use to be mounted on three-phase track or on ceilings/walls, available in high power LED technology light sources and in DALI and non-DALI versions.
The optical housing of the luminaire, as well as the container of the power supply equipment, is manufactured in high-pressure injected aluminium, with white, grey or black finishes. The reflector fastening ring houses an accessory-holder element where chromatic filters and honeycomb type anti-glare elements can be housed.
The perfect operation of the LED module is guaranteed thanks to its heat dissipation system, which permits constant recirculation of the air on the inside. To this end, solutions with passive radiators (23/30/35W versions) and active radiators (53W version) are used depending on the required air recirculation flow.

Reflectors
All optics are made of superpure aluminium with speculiar finish. Symmetrical circular rotary system.
Available in 3 optics: spot, medium y flood.

Power Supply
Not dimmable or dimmable Dali 220/240V, constant current, power supply included.

Accessories
- Honeycomb.
- Chromatic filters.

Additional Information
Block system to fix the lightbeam in horizontal (360° rotation on vertical edge) as well as vertical (190° on horizontal edge).
DALI versión for track and surface mounting is available.
IP20 protection grade.
Insulation class I.
Suitable for installation on normally inflammable surfaces.
FLOS three-phase lighting track luminaires are designed and fully tested for tracks recommended by FLOS. Compatibility is guaranteed with three-phase track produced by Nordic Aluminium and Eutrac. To verify compatibility with any other track, please contact FLOS before installation.
FLOS three-phase DALI track luminaires are designed for Pulse DALI from Nordic Aluminium.

Standard Compliance and Quality Marks
EN60598-1 European Technical Standards and any subsequent additions.

Ceiling

Track

Solid Pure Track

Light Source: LED Array 23W - 2747 lm - 3000K/CRI 80



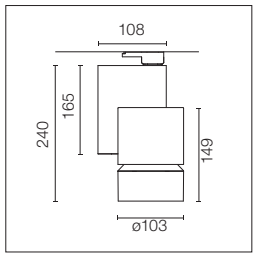

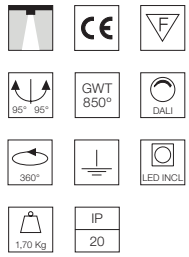

Strahler für 3-Phasen-Stromschiene mit LED-Lampe. Netzgerät mit 220-240V, 50-60Hz im Lieferumfang enthalten.

Spotlight to be installed on 3-phase track with LED light source. 220-240V, 50-60Hz power supply included.

Non Dimmable
- 09.2888.30
- 09.2888.14

Dali Version
- 09.2888.30.DA
- 09.2888.14.DA

10° SPOT

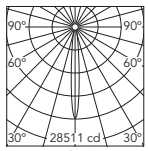

Luminous flux luminaire 2276 lm

Beam Angle: 10°

h(m)	E(lx)	D(m)
1	28511	0.18
2	7128	0.35
3	3168	0.53
4	1782	0.71
5	1140	0.88

Non Dimmable
- 09.2890.30
- 09.2890.14

Dali Version
- 09.2890.30.DA
- 09.2890.14.DA

35° FLOOD

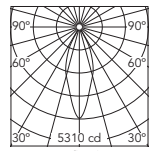

Luminous flux luminaire 2075 lm

Beam Angle: 35°

h(m)	E(lx)	D(m)
1	5310	0.64
2	1327	1.27
3	590	1.91
4	332	2.54
5	212	3.18

Non Dimmable
- 09.2889.30
- 09.2889.14

Dali Version
- 09.2889.30.DA
- 09.2889.14.DA

18° MEDIUM

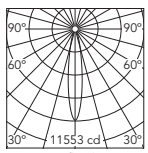

Luminous flux luminaire 1917 lm

Beam Angle: 18°

h(m)	E(lx)	D(m)
1	11553	0.31
2	2888	0.62
3	1284	0.93
4	722	1.24
5	462	1.55

Solid Pure Track

Light Source: LED Array 30W - 3516 lm - 3000K/CRI 80 / 35W - 4321 lm - 3000K/CRI 80



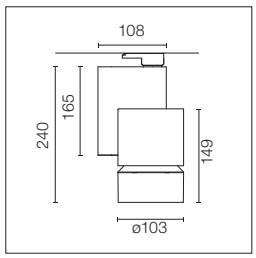

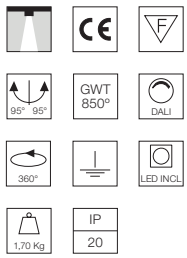

Strahler für 3-Phasen-Stromschiene mit LED-Lampe. Netzgerät mit 220-240V, 50-60Hz im Lieferumfang enthalten.

Spotlight to be installed on 3-phase track with LED light source. 220-240V, 50-60Hz power supply included.

3000K - CRI 80
30W - 3516 lm
Non Dimmable
- 09.2870.30
- 09.2870.14

Dali Version
- 09.2870.30.DA
- 09.2870.14.DA

14° SPOT

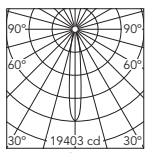

Luminous flux luminaire 2734 lm

Beam Angle: 14°

h(m)	E(lx)	D(m)
1	19403	0.25
2	4851	0.51
3	2156	0.76
4	1213	1.01
5	776	1.27

3000K - CRI 80
35W - 4321 lm
Non Dimmable
- 09.2953.30
- 09.2953.14

Dali Version
- 09.2953.30.DA
- 09.2953.14.DA

15° SPOT

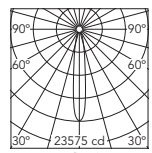

Luminous flux luminaire 3474 lm

Beam Angle: 15°

h(m)	E(lx)	D(m)
1	23575	0.26
2	5894	0.53
3	2619	0.79
4	1473	1.05
5	943	1.31

3000K - CRI 80
30W - 3516 lm
Non Dimmable
- 09.2871.30
- 09.2871.14

Dali Version
- 09.2871.30.DA
- 09.2871.14.DA

22° MEDIUM

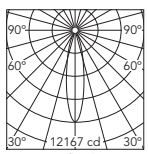

Luminous flux luminaire 2799 lm

Beam Angle: 22°

h(m)	E(lx)	D(m)
1	12167	0.39
2	3042	0.79
3	1352	1.18
4	760	1.57
5	487	1.97

3000K - CRI 80
35W - 4321 lm
Non Dimmable
- 09.2954.30
- 09.2954.14

Dali Version
- 09.2954.30.DA
- 09.2954.14.DA

23° MEDIUM

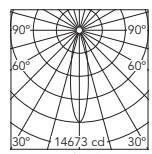

Luminous flux luminaire 3443 lm

Beam Angle: 23°

h(m)	E(lx)	D(m)
1	14673	0.40
2	3668	0.80
3	1630	1.20
4	917	1.59
5	587	1.99

3000K - CRI 80
30W - 3516 lm
Non Dimmable
- 09.2872.30
- 09.2872.14

Dali Version
- 09.2872.30.DA
- 09.2872.14.DA

44° FLOOD

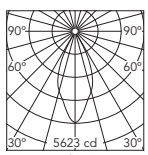

Luminous flux luminaire 2662 lm

Beam Angle: 44°

h(m)	E(lx)	D(m)
1	5623	0.80
2	1406	1.61
3	625	2.41
4	351	3.22
5	225	4.02

3000K - CRI 80
35W - 4321 lm
Non Dimmable
- 09.2955.30
- 09.2955.14

Dali Version
- 09.2955.30.DA
- 09.2955.14.DA

45° FLOOD

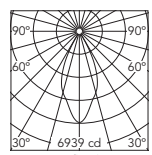

Luminous flux luminaire 3409 lm

Beam Angle: 45°

h(m)	E(lx)	D(m)
1	6939	0.83
2	1735	1.65
3	771	2.48
4	434	3.31
5	278	4.13

Solid Pure Ceiling

Light Source: LED Array 23W - 2747 lm - 3000K/CRI 80



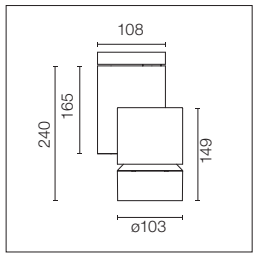

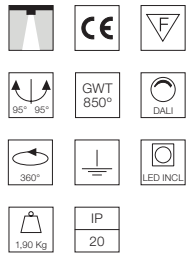

Decken- oder Wandstrahler mit LED-Lampe. Netzgerät mit 220-240V, 50-60 Hz im Lieferumfang enthalten.

Spotlight to be installed on ceiling/ wall with LED light source. 220-240V, 50-60Hz power supply included.

Non Dimmable
- 09.2894.30
- 09.2894.14

Dali Version
- 09.2894.30.DA
- 09.2894.14.DA

10° SPOT

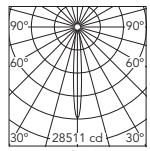

Luminous flux luminaire
2276 lm

Beam Angle: 10°

h(m)	E(lx)	D(m)
1	28511	0.18
2	7128	0.35
3	3168	0.53
4	1782	0.71
5	1140	0.88

Non Dimmable
- 09.2896.30
- 09.2896.14

Dali Version
- 09.2896.30.DA
- 09.2896.14.DA

35° FLOOD

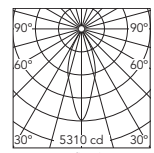

Luminous flux luminaire
2075 lm

Beam Angle: 35°

h(m)	E(lx)	D(m)
1	5310	0.64
2	1327	1.27
3	590	1.91
4	332	2.54
5	212	3.18

Non Dimmable
- 09.2895.30
- 09.2895.14

Dali Version
- 09.2895.30.DA
- 09.2895.14.DA

18° MEDIUM

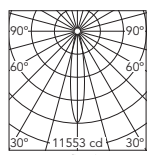

Luminous flux luminaire
1917 lm

Beam Angle: 18°

h(m)	E(lx)	D(m)
1	11553	0.31
2	2888	0.62
3	1284	0.93
4	722	1.24
5	462	1.55

Solid Pure Ceiling

Light Source: LED Array 30W - 3516 lm - 3000K/CRI 80 / 35W - 4321 lm - 3000K/CRI 80



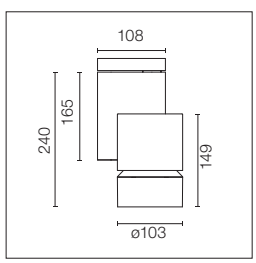

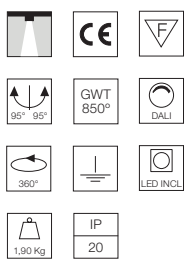

Decken- oder Wandstrahler mit LED-Lampe. Netzgerät mit 220-240V, 50-60 Hz im Lieferumfang enthalten.

Spotlight to be installed on ceiling/ wall with LED light source. 220-240V, 50-60Hz power supply included.

3000K - CRI 80
30W - 3516 lm
Non Dimmable
- 09.2876.30
- 09.2876.14

Dali Version
- 09.2876.30.DA
- 09.2876.14.DA

14° SPOT

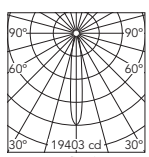

Luminous flux luminaire
2734 lm

Beam Angle: 14°

h(m)	E(lx)	D(m)
1	19403	0.25
2	4851	0.51
3	2156	0.76
4	1213	1.01
5	776	1.27

3000K - CRI 80
35W - 4321 lm
Non Dimmable
- 09.2956.30
- 09.2956.14

Dali Version
- 09.2956.30.DA
- 09.2956.14.DA

15° SPOT

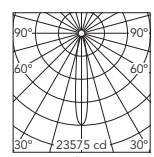

Luminous flux luminaire
3474 lm

Beam Angle: 15°

h(m)	E(lx)	D(m)
1	23575	0.26
2	5894	0.53
3	2619	0.79
4	1473	1.05
5	943	1.31

3000K - CRI 80
30W - 3516 lm
Non Dimmable
- 09.2877.30
- 09.2877.14

Dali Version
- 09.2877.30.DA
- 09.2877.14.DA

22° MEDIUM

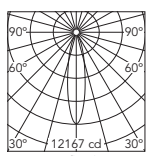

Luminous flux luminaire
2799 lm

Beam Angle: 22°

h(m)	E(lx)	D(m)
1	12167	0.39
2	3042	0.79
3	1352	1.18
4	760	1.57
5	487	1.97

3000K - CRI 80
35W - 4321 lm
Non Dimmable
- 09.2957.30
- 09.2957.14

Dali Version
- 09.2957.30.DA
- 09.2957.14.DA

23° MEDIUM

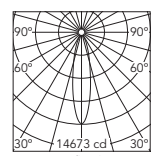

Luminous flux luminaire
3443 lm

Beam Angle: 23°

h(m)	E(lx)	D(m)
1	14673	0.40
2	3668	0.80
3	1630	1.20
4	917	1.59
5	587	1.99

3000K - CRI 80
30W - 3516 lm
Non Dimmable
- 09.2878.30
- 09.2878.14

Dali Version
- 09.2878.30.DA
- 09.2878.14.DA

44° FLOOD

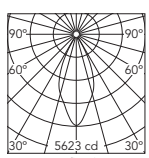

Luminous flux luminaire
2662 lm

Beam Angle: 44°

h(m)	E(lx)	D(m)
1	5623	0.80
2	1406	1.61
3	625	2.41
4	351	3.22
5	225	4.02

3000K - CRI 80
35W - 4321 lm
Non Dimmable
- 09.2958.30
- 09.2958.14

Dali Version
- 09.2958.30.DA
- 09.2958.14.DA

45° FLOOD

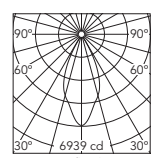

Luminous flux luminaire
3409 lm

Beam Angle: 45°

h(m)	E(lx)	D(m)
1	6939	0.83
2	1735	1.65
3	771	2.48
4	434	3.31
5	278	4.13

Solid Pure Track

Light Source: LED Array 23W - 2231 lm - 3000K/CRI 90



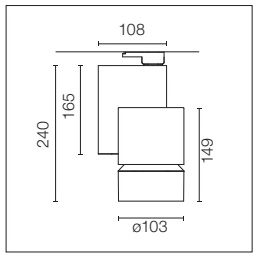

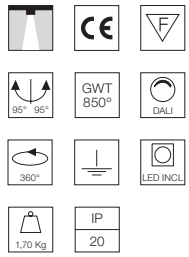

Strahler für 3-Phasen-Stromschiene mit LED-Lampe. Netzgerät mit 220-240V, 50-60Hz im Lieferumfang enthalten.

Spotlight to be installed on 3-phase track with LED light source. 220-240V, 50-60Hz power supply included.

Non Dimmable
- 09.2885.30
- 09.2885.14

Dali Version
- 09.2885.30.DA
- 09.2885.14.DA

10° SPOT

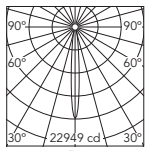

Luminous flux luminaire
1832 lm

Beam Angle:	10°	
h(m)	E(lx)	D(m)
1	22949	0.18
2	5737	0.35
3	2550	0.53
4	1434	0.71
5	918	0.88

Non Dimmable
- 09.2887.30
- 09.2887.14

Dali Version
- 09.2887.30.DA
- 09.2887.14.DA

35° FLOOD

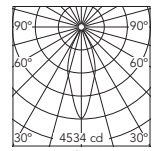

Luminous flux luminaire
1772 lm

Beam Angle:	35°	
h(m)	E(lx)	D(m)
1	4534	0.64
2	1133	1.27
3	504	1.91
4	283	2.54
5	181	3.18

Non Dimmable
- 09.2886.30
- 09.2886.14

Dali Version
- 09.2886.30.DA
- 09.2886.14.DA

18° MEDIUM

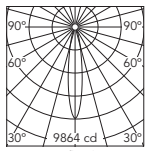

Luminous flux luminaire
1637 lm

Beam Angle:	18°	
h(m)	E(lx)	D(m)
1	9864	0.31
2	2466	0.62
3	1096	0.93
4	616	1.24
5	395	1.55

Solid Pure Track

Light Source: LED Array 30W - 2855 lm - 3000K/CRI 90 / 35W - 3509 lm - 3000K/CRI 90



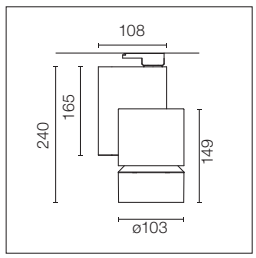

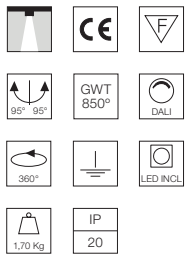

Strahler für 3-Phasen-Stromschiene mit LED-Lampe. Netzgerät mit 220-240V, 50-60Hz im Lieferumfang enthalten.

Spotlight to be installed on 3-phase track with LED light source. 220-240V, 50-60Hz power supply included.

3000K - CRI 90
30W - 2855 lm
Non Dimmable
- 09.2997.30
- 09.2997.14

Dali Version
- 09.2997.30.DA
- 09.2997.14.DA

14° SPOT

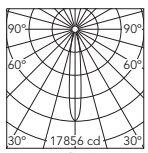

Luminous flux luminaire
2516 lm

Beam Angle:	14°	
h(m)	E(lx)	D(m)
1	17856	0.25
2	4464	0.51
3	1984	0.76
4	1116	1.01
5	714	1.27

3000K - CRI 90
35W - 3509 lm
Non Dimmable
- 09.2991.30
- 09.2991.14

Dali Version
- 09.2991.30.DA
- 09.2991.14.DA

15° SPOT

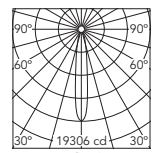

Luminous flux luminaire
2845 lm

Beam Angle:	15°	
h(m)	E(lx)	D(m)
1	19306	0.26
2	4827	0.53
3	2145	0.79
4	1207	1.05
5	772	1.31

3000K - CRI 90
30W - 2855 lm
Non Dimmable
- 09.2998.30
- 09.2998.14

Dali Version
- 09.2998.30.DA
- 09.2998.14.DA

22° MEDIUM

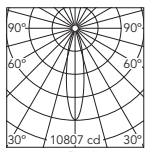

Luminous flux luminaire
2486 lm

Beam Angle:	22°	
h(m)	E(lx)	D(m)
1	10807	0.39
2	2702	0.79
3	1201	1.18
4	675	1.57
5	432	1.97

3000K - CRI 90
35W - 3509 lm
Non Dimmable
- 09.2992.30
- 09.2992.14

Dali Version
- 09.2992.30.DA
- 09.2992.14.DA

23° MEDIUM

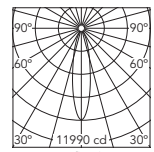

Luminous flux luminaire
2814 lm

Beam Angle:	23°	
h(m)	E(lx)	D(m)
1	11990	0.40
2	2997	0.80
3	1332	1.20
4	749	1.59
5	480	1.99

3000K - CRI 90
30W - 2855 lm
Non Dimmable
- 09.2999.30
- 09.2999.14

Dali Version
- 09.2999.30.DA
- 09.2999.14.DA

44° FLOOD

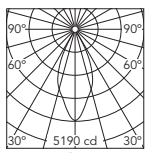

Luminous flux luminaire
2457 lm

Beam Angle:	44°	
h(m)	E(lx)	D(m)
1	5190	0.80
2	1298	1.61
3	577	2.41
4	324	3.22
5	208	4.02

3000K - CRI 90
35W - 3509 lm
Non Dimmable
- 09.2993.30
- 09.2993.14

Dali Version
- 09.2993.30.DA
- 09.2993.14.DA

45° FLOOD

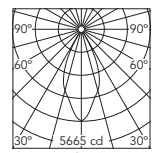

Luminous flux luminaire
2783 lm

Beam Angle:	45°	
h(m)	E(lx)	D(m)
1	5665	0.83
2	1416	1.65
3	629	2.48
4	354	3.31
5	227	4.13

Solid Pure Ceiling

Light Source: LED Array 23W - 2231 lm - 3000K/CRI 90



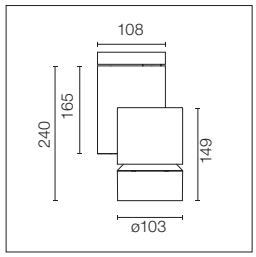

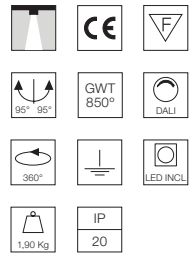

Decken- oder Wandstrahler mit LED-Lampe. Netzgerät mit 220-240V, 50-60 Hz im Lieferumfang enthalten.

Spotlight to be installed on ceiling/ wall with LED light source. 220-240V, 50-60Hz power supply included.

Non Dimmable
- 09.2891.30
- 09.2891.14

Dali Version
- 09.2891.30.DA
- 09.2891.14.DA

10° SPOT

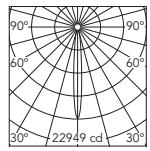

Luminous flux luminaire 1832 lm

Beam Angle: 10°

h(m)	E(lx)	D(m)
1	22949	0.18
2	5737	0.35
3	2550	0.53
4	1434	0.71
5	918	0.88

Non Dimmable
- 09.2893.30
- 09.2893.14

Dali Version
- 09.2893.30.DA
- 09.2893.14.DA

35° FLOOD

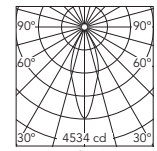

Luminous flux luminaire 1772 lm

Beam Angle: 35°

h(m)	E(lx)	D(m)
1	4534	0.64
2	1133	1.27
3	504	1.91
4	283	2.54
5	181	3.18

Non Dimmable
- 09.2892.30
- 09.2892.14

Dali Version
- 09.2892.30.DA
- 09.2892.14.DA

18° MEDIUM

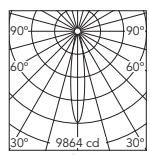

Luminous flux luminaire 1637 lm

Beam Angle: 18°

h(m)	E(lx)	D(m)
1	9864	0.31
2	2466	0.62
3	1096	0.93
4	616	1.24
5	395	1.55

Solid Pure Ceiling

Light Source: LED Array 30W - 2855 lm - 3000K/CRI 90 / 35W - 3509 lm - 3000K/CRI 90



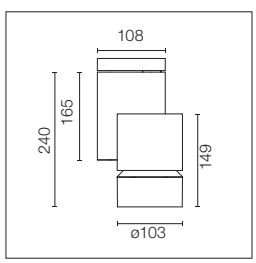

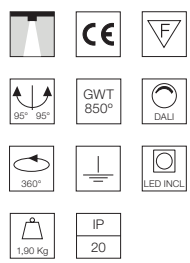

Decken- oder Wandstrahler mit LED-Lampe. Netzgerät mit 220-240V, 50-60 Hz im Lieferumfang enthalten.

Spotlight to be installed on ceiling/ wall with LED light source. 220-240V, 50-60Hz power supply included.

3000K - CRI 90
30W - 2855 lm
Non Dimmable
- 09.2873.30
- 09.2873.14

Dali Version
- 09.2873.30.DA
- 09.2873.14.DA

14° SPOT

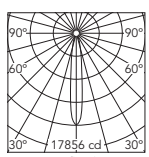

Luminous flux luminaire 2516 lm

Beam Angle: 14°

h(m)	E(lx)	D(m)
1	17856	0.25
2	4464	0.51
3	1984	0.76
4	1116	1.01
5	714	1.27

3000K - CRI 90
35W - 3509 lm
Non Dimmable
- 09.2994.30
- 09.2994.14

Dali Version
- 09.2994.30.DA
- 09.2994.14.DA

15° SPOT

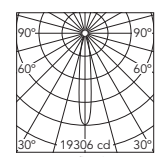

Luminous flux luminaire 2845 lm

Beam Angle: 15°

h(m)	E(lx)	D(m)
1	19306	0.26
2	4827	0.53
3	2145	0.79
4	1207	1.05
5	772	1.31

3000K - CRI 90
30W - 2855 lm
Non Dimmable
- 09.2874.30
- 09.2874.14

Dali Version
- 09.2874.30.DA
- 09.2874.14.DA

22° MEDIUM

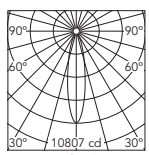

Luminous flux luminaire 2486 lm

Beam Angle: 22°

h(m)	E(lx)	D(m)
1	10807	0.39
2	2702	0.79
3	1201	1.18
4	675	1.57
5	432	1.97

3000K - CRI 90
35W - 3509 lm
Non Dimmable
- 09.2995.30
- 09.2995.14

Dali Version
- 09.2995.30.DA
- 09.2995.14.DA

23° MEDIUM

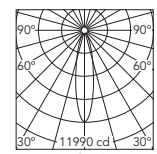

Luminous flux luminaire 2814 lm

Beam Angle: 23°

h(m)	E(lx)	D(m)
1	11990	0.40
2	2997	0.80
3	1332	1.20
4	749	1.59
5	480	1.99

3000K - CRI 90
30W - 2855 lm
Non Dimmable
- 09.2875.30
- 09.2875.14

Dali Version
- 09.2875.30.DA
- 09.2875.14.DA

44° FLOOD

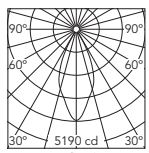

Luminous flux luminaire 2457 lm

Beam Angle: 44°

h(m)	E(lx)	D(m)
1	5190	0.80
2	1298	1.61
3	577	2.41
4	324	3.22
5	208	4.02

3000K - CRI 90
35W - 3509 lm
Non Dimmable
- 09.2996.30
- 09.2996.14

Dali Version
- 09.2996.30.DA
- 09.2996.14.DA

45° FLOOD

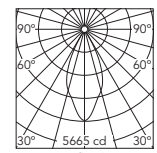

Luminous flux luminaire 2783 lm

Beam Angle: 45°

h(m)	E(lx)	D(m)
1	5665	0.83
2	1416	1.65
3	629	2.48
4	354	3.31
5	227	4.13

Solid Pure Track

Light Source: LED Array 23W - 2865 lm - 4000K/CRI 80



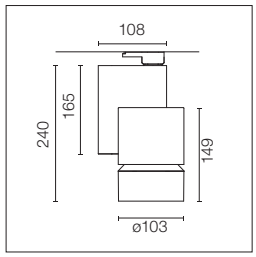

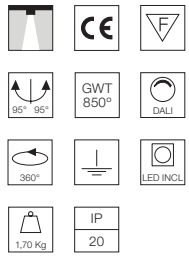

Strahler für 3-Phasen-Stromschiene mit LED-Lampe. Netzgerät mit 220-240V, 50-60Hz im Lieferumfang enthalten.

Spotlight to be installed on 3-phase track with LED light source. 220-240V, 50-60Hz power supply included.

Non Dimmable
09.2897.30
09.2897.14
Dali Version
09.2897.30.DA
09.2897.14.DA

10° SPOT

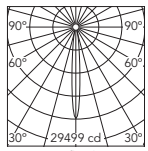

Luminous flux luminaire
2355 lm

Beam Angle: 10°

h(m)	E(lx)	D(m)
1	29499	0.18
2	7375	0.35
3	3278	0.53
4	1844	0.71
5	1180	0.88

Non Dimmable
09.2899.30
09.2899.14
Dali Version
09.2899.30.DA
09.2899.14.DA

35° FLOOD

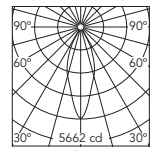

Luminous flux luminaire
2213 lm

Beam Angle: 35°

h(m)	E(lx)	D(m)
1	5662	0.64
2	1415	1.27
3	629	1.91
4	354	2.54
5	226	3.18

Non Dimmable
09.2898.30
09.2898.14
Dali Version
09.2898.30.DA
09.2898.14.DA

18° MEDIUM

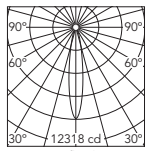

Luminous flux luminaire
2044 lm

Beam Angle: 18°

h(m)	E(lx)	D(m)
1	12318	0.31
2	3080	0.62
3	1369	0.93
4	770	1.24
5	493	1.55

Solid Pure Track

Light Source: LED Array 30W - 3667 lm - 4000K/CRI 80 / 35W - 4508 lm - 4000K/CRI 80



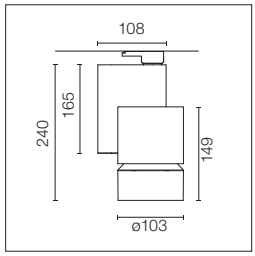

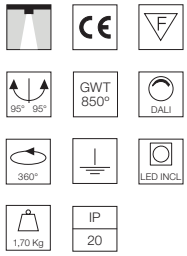

Strahler für 3-Phasen-Stromschiene mit LED-Lampe. Netzgerät mit 220-240V, 50-60Hz im Lieferumfang enthalten.

Spotlight to be installed on 3-phase track with LED light source. 220-240V, 50-60Hz power supply included.

4000K - CRI 80
30W - 3667 lm
Non Dimmable
09.2879.30
09.2879.14
Dali Version
09.2879.30.DA
09.2879.14.DA

14° SPOT

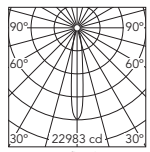

Luminous flux luminaire
3239 lm

Beam Angle: 14°

h(m)	E(lx)	D(m)
1	22983	0.25
2	5746	0.51
3	2554	0.76
4	1436	1.01
5	919	1.27

4000K - CRI 80
35W - 4508 lm
Non Dimmable
09.2959.30
09.2959.14
Dali Version
09.2959.30.DA
09.2959.14.DA

15° SPOT

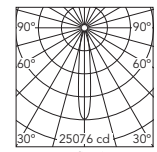

Luminous flux luminaire
3695 lm

Beam Angle: 15°

h(m)	E(lx)	D(m)
1	25076	0.26
2	6269	0.53
3	2786	0.79
4	1567	1.05
5	1003	1.31

4000K - CRI 80
30W - 3667 lm
Non Dimmable
09.2880.30
09.2880.14
Dali Version
09.2880.30.DA
09.2880.14.DA

22° MEDIUM

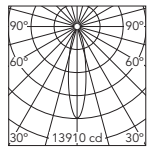

Luminous flux luminaire
3200 lm

Beam Angle: 22°

h(m)	E(lx)	D(m)
1	13910	0.39
2	3478	0.79
3	1546	1.18
4	869	1.57
5	556	1.97

4000K - CRI 80
35W - 4508 lm
Non Dimmable
09.2960.30
09.2960.14
Dali Version
09.2960.30.DA
09.2960.14.DA

23° MEDIUM

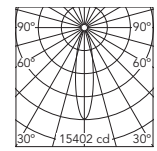

Luminous flux luminaire
3614 lm

Beam Angle: 23°

h(m)	E(lx)	D(m)
1	15402	0.40
2	3850	0.80
3	1711	1.20
4	963	1.59
5	616	1.99

4000K - CRI 80
30W - 3667 lm
Non Dimmable
09.2881.30
09.2881.14
Dali Version
09.2881.30.DA
09.2881.14.DA

44° FLOOD

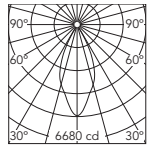

Luminous flux luminaire
3162 lm

Beam Angle: 44°

h(m)	E(lx)	D(m)
1	6680	0.80
2	1670	1.61
3	742	2.41
4	418	3.22
5	267	4.02

4000K - CRI 80
35W - 4508 lm
Non Dimmable
09.2961.30
09.2961.14
Dali Version
09.2961.30.DA
09.2961.14.DA

45° FLOOD

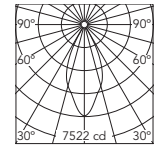

Luminous flux luminaire
3695 lm

Beam Angle: 45°

h(m)	E(lx)	D(m)
1	7522	0.83
2	1880	1.65
3	836	2.48
4	470	3.31
5	301	4.13

Solid Pure Ceiling

Light Source: LED Array 30W - 3667 lm - 4000K/CRI 80 / 35W - 4508 lm - 4000K/CRI 80



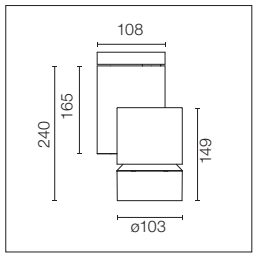

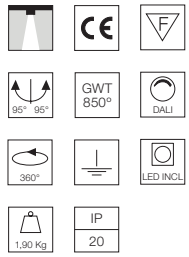

Decken- oder Strahler mit LED-Lampe. Netzgerät mit 220-240V, 50-60 Hz im Lieferumfang enthalten.

Spotlight to be installed on ceiling/ wall with LED light source. 220-240V, 50-60Hz power supply included.

4000K - CRI 80
30W - 3667 lm
Non Dimmable
09.2882.30
09.2882.14
Dali Version
09.2882.30.DA
09.2882.14.DA



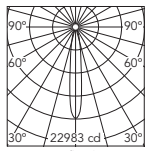

Luminous flux luminaire
3239 lm

Beam Angle:	14°	
h(m)	E(lx)	D(m)
1	22983	0.25
2	5746	0.51
3	2554	0.76
4	1436	1.01
5	919	1.27

4000K - CRI 80
35W - 4508 lm
Non Dimmable
09.2962.30
09.2962.14
Dali Version
09.2962.30.DA
09.2962.14.DA



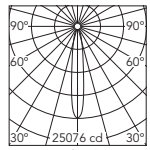

Luminous flux luminaire
3695 lm

Beam Angle:	15°	
h(m)	E(lx)	D(m)
1	25076	0.26
2	6269	0.53
3	2786	0.79
4	1567	1.05
5	1003	1.31

4000K - CRI 80
30W - 3667 lm
Non Dimmable
09.2883.30
09.2883.14
Dali Version
09.2883.30.DA
09.2883.14.DA



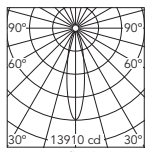

Luminous flux luminaire
3200 lm

Beam Angle:	22°	
h(m)	E(lx)	D(m)
1	13910	0.39
2	3478	0.79
3	1546	1.18
4	869	1.57
5	556	1.97

4000K - CRI 80
35W - 4508 lm
Non Dimmable
09.2963.30
09.2963.14
Dali Version
09.2963.30.DA
09.2963.14.DA



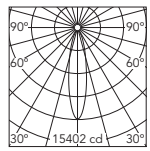

Luminous flux luminaire
3614 lm

Beam Angle:	23°	
h(m)	E(lx)	D(m)
1	15402	0.40
2	3850	0.80
3	1711	1.20
4	963	1.59
5	616	1.99

4000K - CRI 80
30W - 3667 lm
Non Dimmable
09.2884.30
09.2884.14
Dali Version
09.2884.30.DA
09.2884.14.DA



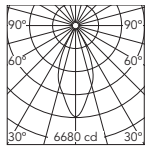

Luminous flux luminaire
3162 lm

Beam Angle:	44°	
h(m)	E(lx)	D(m)
1	6680	0.80
2	1670	1.61
3	742	2.41
4	418	3.22
5	267	4.02

4000K - CRI 80
35W - 4508 lm
Non Dimmable
09.2964.30
09.2964.14
Dali Version
09.2964.30.DA
09.2964.14.DA



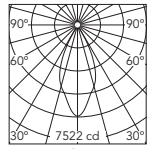

Luminous flux luminaire
3695 lm

Beam Angle:	45°	
h(m)	E(lx)	D(m)
1	7522	0.83
2	1880	1.65
3	836	2.48
4	470	3.31
5	301	4.13

Solid Pure Ceiling

Light Source: LED Array 23W - 2865 lm - 4000K/CRI 80



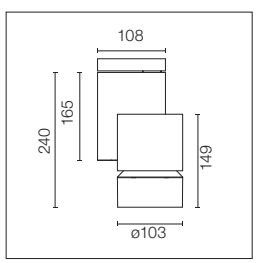

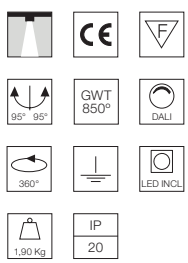

Decken- oder Strahler mit LED-Lampe. Netzgerät mit 220-240V, 50-60 Hz im Lieferumfang enthalten.

Spotlight to be installed on ceiling with LED light source. 220-240V, 50-60Hz power supply included.

Non Dimmable
09.2865.30
09.2865.14
Dali Version
09.2865.30.DA
09.2865.14.DA



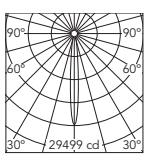

Luminous flux luminaire
2355 lm

Beam Angle:	10°	
h(m)	E(lx)	D(m)
1	29499	0.18
2	7375	0.35
3	3278	0.53
4	1844	0.71
5	1180	0.88

Non Dimmable
09.2867.30
09.2867.14
Dali Version
09.2867.30.DA
09.2867.14.DA



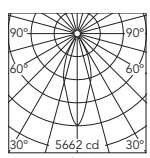

Luminous flux luminaire
2213 lm

Beam Angle:	35°	
h(m)	E(lx)	D(m)
1	5662	0.64
2	1415	1.27
3	629	1.91
4	354	2.54
5	226	3.18

Non Dimmable
09.2866.30
09.2866.14
Dali Version
09.2866.30.DA
09.2866.14.DA



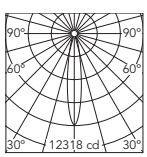

Luminous flux luminaire
2044 lm

Beam Angle:	18°	
h(m)	E(lx)	D(m)
1	12318	0.31
2	3080	0.62
3	1369	0.93
4	770	1.24
5	493	1.55

Zubehör / Accessories

Sämtliches Zubehör ist stets mit dem Haltering zu verwenden. Dieser Haltering ermöglicht die Installation eines Blendschutzes vom Typ Wabenraster, eines Farbfilters oder von Blendschutz + Farbfilter.

All accessories should always be used with the holding ring. This holding ring allows to use the spotlight with a “honeycomb” anti-glare screen or a color filter or both, a “honeycomb” + a color filter.

Haltering Holding Ring		08.8768.14

Honeycomb Honeycomb		08.8763.14
Blauer filter Blue filter		08.8766.64.OD
Hellblauer filter Filtre bleu ciel		08.8766.65.OD
Amber filter Amber filter		08.8766.66.OD
Roter filter Red filter		08.8766.67.OD

PURE SPOT

DESIGNED BY KNUD HOLSCHER

PURE SPOT





PURE SPOT PRO





LIGHT SOURCE
LED ARRAY
17,5W
2115 lm
3000K/CRI 80

LIGHT SOURCE
POWER LED
15,7W
1400 lm
2700K/CRI 80
3000K/CRI 80

LIGHT SOURCE
PHOSPHOR
LED
19,5W
2000 lm
3000K/CRI 80
17W
1400 lm
3000K/CRI 98

☐ 30 Weiss
30 White

■ 02 Grau
02 Grey

■ 14 Schwarz
14 Black







Drehbar um 180° und schwenkbar 180°.
Can be rotated 180° and swivelled 180°.

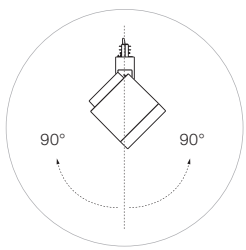

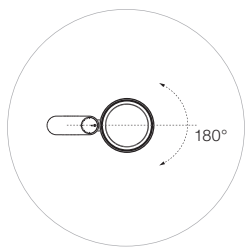

reddot design award
winner 2008

DESIGN PLUS

Produktbeschreibung
Direkt an der Decke oder auf Drei-Phasen-Stromschiene installierbarer Strahler.
Leuchtmittelhalterung aus Keramik oder selbstlöschendem Technopolymer, mit einpoliger, teflon-isolierter Zuleitung mit doppelter, transparenter Isolierung. Der Leuchtenkörper besteht aus einem lichtstreuenden Element aus Aluminium, das auf die Leuchtmittelhalterung aufgesetzt ist, aus einem Vorsatzhaltering aus schwarzem, thermoplastischen Material und einem 4mm starkem Hartglas. Leuchtenkörper, Schließkappe und ausrichtbare Leuchtenhalterung sind aus Aluminiumlegierungsdruckguss, weiss, grau oder schwarz pulverlackiert. 3Ph.-Adapter aus thermoplastischem Material.

Reflektoren
Alle Optiken sind aus hochglanzpoliertem Reinstaluminium.
Rund symmetrisch strahlend für Spot (10°) oder Wide Flood (51°).

Betriebsgerät
Nicht verstellbares elektronisches Transformator Gleichstrom 220/240V - 50/60Hz.

Zubehör
- Elliptische Lichtstreulinse aus 4mm starkem gehärtetem Glas.
- Honeycomb.
- Farbfilter.

Zusatzinformationen
Ausrichtbarkeit um 180° auf der Vertikalachse und um 180° auf der Horizontalachse. Mit horizontalem und vertikalem Arretiersystem.
Schutzgrad IP20.
Schutzklasse I.
Auf normal entflammbaren Oberflächen einsetzbar.
Die FLOS Schienenleuchten wurden für 3-Phasen Standardschienen, die von FLOS empfohlen werden, entwickelt und umfassend getestet. Ihre Kompatibilität ist mit denen von Nordic Aluminium und Eutrac produzierten 3-Phasen-Schienen garantiert. Wenn Sie die Kompatibilität mit anderen Schienen überprüfen möchten, kontaktieren Sie bitte FLOS vor der Installation.

Qualitätszeichen
Das Gerät entspricht der europäischen technischen Norm EN60598-1 und den entsprechenden Zusatzregelungen, und ist mit dem ENEC-Zeichen für elektrische Sicherheit versehen.

Description
Luminaire for ceiling or three-phase electric track installation.
Self-extinguishing ceramic or engineering plastic lamp holders, with single-pole, transparent electric wires with double Teflon insulation. Aluminum body, placed above the lamp holder, black thermoplastic and 4mm tempered glass screen-support ring. Die-cast aluminum alloy body, cover and adjustable lamp support, powder-coated white, grey or black. Thermoplastic three-phase adapter.

Reflectors
All super pure aluminum with specular finish.
Circular rotosymmetrical from 10° spot to 51° wide flood.

Power Supply
Electronic transformer with non-adjustable constant current 220/240V 50/60Hz.

Accessories
- 4mm tempered glass elliptical distribution lens.
- Honeycomb.
- Chromatic filters.

Additional Information
0° - 180° vertical rotation, 0° - 180° horizontal rotation.
Horizontal and vertical locking system.
IP20 protection grade.
Insulation class I.
Suitable for installation on normally inflammable surfaces.
FLOS three-phase lighting track luminaires are designed and fully tested for tracks recommended by FLOS. Compatibility is guaranteed with three-phase track produced by Nordic Aluminium and Eutrac. To verify compatibility with any other track, please contact FLOS before installation.

Standard Compliance and Quality Marks
EN60598-1 European Technical Standards and any subsequent additions.

Ceiling

Track

Pure Spot Track

Light Source: LED Array 17,5W - 2115 lm - 3000K/CRI 80



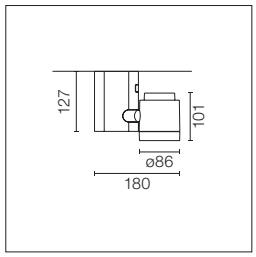

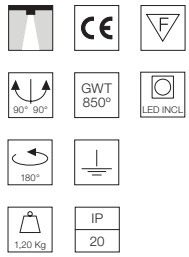

Strahler für 3-Phasen-Stromschiene mit LED-Lampe. Netzgerät mit 220/240V, 50/60Hz im Lieferumfang enthalten.

Spotlight to be installed on 3-phase track with LED light source. 220/240V, 50/60Hz power supply integrated.

09.2570.30A
09.2570.02A
09.2570.14A

23°
MEDIUM

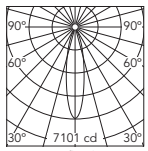

Luminous flux luminaire
1631 lm (EXTREME CUT OFF)

Beam Angle: 23°

h(m)	E(lx)	D(m)
1	7101	0.40
2	1775	0.80
3	789	1.21
4	444	1.61
5	284	2.01

09.2571.30A
09.2571.02A
09.2571.14A

40°
FLOOD

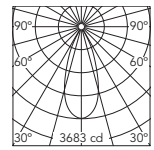

Luminous flux luminaire
1633 lm (EXTREME CUT OFF)

Beam Angle: 40°

h(m)	E(lx)	D(m)
1	3683	0.72
2	921	1.44
3	409	2.16
4	230	2.88
5	147	3.60

Pure Spot Ceiling

Light Source: LED Array 17,5W - 2115 lm - 3000K/CRI 80



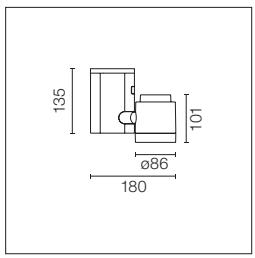

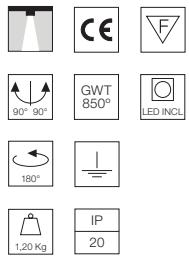

Decken- oder Wandstrahler mit LED-Lampe. Netzgerät mit 220/240V, 50/60Hz im Lieferumfang enthalten.

Spotlight to be installed on ceiling/wall with LED light source. 220/240V, 50/60Hz power supply integrated.

09.2575.30A
09.2575.02A
09.2575.14A

23°
MEDIUM

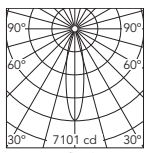

Luminous flux luminaire
1631 lm (EXTREME CUT OFF)

Beam Angle: 23°

h(m)	E(lx)	D(m)
1	7101	0.40
2	1775	0.80
3	789	1.21
4	444	1.61
5	284	2.01

09.2576.30A
09.2576.02A
09.2576.14A

40°
FLOOD

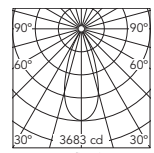

Luminous flux luminaire
1633 lm (EXTREME CUT OFF)

Beam Angle: 40°

h(m)	E(lx)	D(m)
1	3683	0.72
2	921	1.44
3	409	2.16
4	230	2.88
5	147	3.60

Pure Spot Track

Light Source: Phosphor LED 19,5W - 2000 lm - 3000K/CRI 80 / 17W - 1400 lm - 3000K/CRI 98



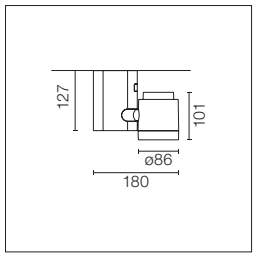

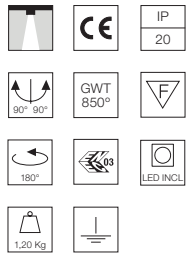

Strahler für 3-Phasen-Stromschiene mit LED-Lampe.Integrierter elektronischer Transformator 220/240V, 50/60Hz für integrierte LED mit Phosphorschicht.

Spotlight to be installed on 3-phase track with LED light source. Electronic transformer 220/240V, 50/60Hz for phosphor LED integrated. LED integrated.

3000K - CRI 80
- 09.2410.30C
- 09.2410.02C
- 09.2410.14C

23° MEDIUM

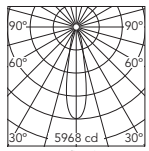

Luminous flux luminaire
1377 lm (EXTREME CUT OFF)

Beam Angle:	23°	
h(m)	E(lx)	D(m)
1	5968	0.41
2	1492	0.81
3	663	1.22
4	373	1.62
5	239	2.03

3000K - CRI 98
- 09.2400.30C
- 09.2400.02C
- 09.2400.14C

23° MEDIUM

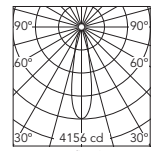

Luminous flux luminaire
965 lm (EXTREME CUT OFF)

Beam Angle:	23°	
h(m)	E(lx)	D(m)
1	4156	0.41
2	1039	0.81
3	462	1.22
4	260	1.63
5	166	2.04

3000K - CRI 80
- 09.2411.30C
- 09.2411.02C
- 09.2411.14C

45° FLOOD

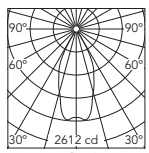

Luminous flux luminaire
1452 lm (EXTREME CUT OFF)

Beam Angle:	45°	
h(m)	E(lx)	D(m)
1	2612	0.84
2	653	1.68
3	290	2.51
4	163	3.35
5	104	4.19

3000K - CRI 98
- 09.2401.30C
- 09.2401.02C
- 09.2401.14C

46° FLOOD

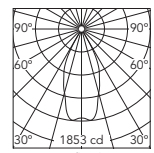

Luminous flux luminaire
1035 lm (EXTREME CUT OFF)

Beam Angle:	46°	
h(m)	E(lx)	D(m)
1	1853	0.85
2	463	1.70
3	206	2.54
4	116	3.39
5	74	4.24

3000K - CRI 80
- 09.2412.30C
- 09.2412.02C
- 09.2412.14C

51° WIDE FLOOD

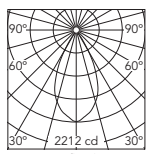

Luminous flux luminaire
1416 lm (EXTREME CUT OFF)

Beam Angle:	51°	
h(m)	E(lx)	D(m)
1	2212	0.95
2	553	1.90
3	246	2.85
4	138	3.79
5	88	4.74

3000K - CRI 98
- 09.2402.30C
- 09.2402.02C
- 09.2402.14C

51° WIDE FLOOD

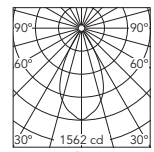

Luminous flux luminaire
1006 lm (EXTREME CUT OFF)

Beam Angle:	51°	
h(m)	E(lx)	D(m)
1	1562	0.95
2	391	1.91
3	174	2.86
4	98	3.82
5	62	4.77

Pure Spot Ceiling

Light Source: Phosphor LED 19,5W - 2000 lm - 3000K/CRI 80 / 17W - 1400 lm - 3000K/CRI 98



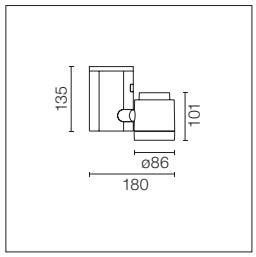

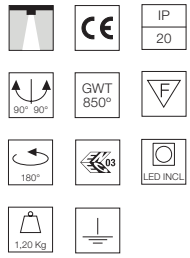

Decken- oder Wandstrahler mit LED-Lampe. Integrierter elektronischer Transformator 220/240V, 50/60Hz für integrierte LED mit Phosphorschicht.

Spotlight to be installed on ceiling/ wall with LED light source. Electronic transformer 220/240V, 50/60Hz for phosphor LED integrated.

3000K - CRI 80
09.2460.30C
09.2460.02C
09.2460.14C

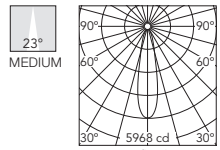

Luminous flux luminaire
1377 lm (EXTREME CUT OFF)

Beam Angle:	23°
h(m) E(lx)	D(m)
1 5968	0.41
2 1492	0.81
3 663	1.22
4 373	1.62
5 239	2.03

3000K - CRI 98
09.2450.30C
09.2450.02C
09.2450.14C

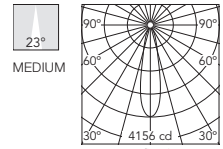

Luminous flux luminaire
965 lm (EXTREME CUT OFF)

Beam Angle:	23°
h(m) E(lx)	D(m)
1 4156	0.41
2 1039	0.81
3 462	1.22
4 260	1.63
5 166	2.04

3000K - CRI 80
09.2461.30C
09.2461.02C
09.2461.14C

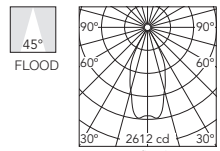

Luminous flux luminaire
1452 lm (EXTREME CUT OFF)

Beam Angle:	45°
h(m) E(lx)	D(m)
1 2612	0.84
2 653	1.68
3 290	2.51
4 163	3.35
5 104	4.19

3000K - CRI 98
09.2451.30C
09.2451.02C
09.2451.14C

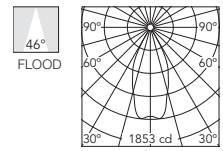

Luminous flux luminaire
1035 lm (EXTREME CUT OFF)

Beam Angle:	46°
h(m) E(lx)	D(m)
1 1853	0.85
2 463	1.70
3 206	2.54
4 116	3.39
5 74	4.24

3000K - CRI 80
09.2462.30C
09.2462.02C
09.2462.14C

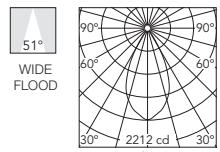

Luminous flux luminaire
1416 lm (EXTREME CUT OFF)

Beam Angle:	51°
h(m) E(lx)	D(m)
1 2212	0.95
2 553	1.90
3 246	2.85
4 138	3.79
5 88	4.74

3000K - CRI 98
09.2452.30C
09.2452.02C
09.2452.14C

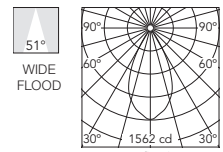

Luminous flux luminaire
1006 lm (EXTREME CUT OFF)

Beam Angle:	51°
h(m) E(lx)	D(m)
1 1562	0.95
2 391	1.91
3 174	2.86
4 98	3.82
5 62	4.77

Pure Spot Track

Light Source: Power LED 15,7W - 1400 lm - 2700K/CRI 80 / 15,7W - 1400 lm - 3000K/CRI 80



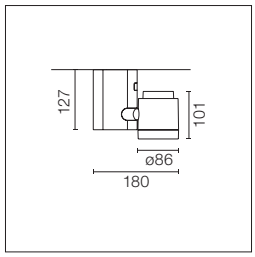

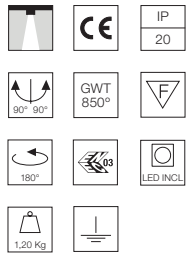

Strahler für 3-Phasen-Stromschiene mit LED-Lampe. Netzgerät mit 220/240V, 50/60Hz im Lieferumfang enthalten.

Spotlight to be installed on 3-phase track with LED light source. 220/240V, 50/60Hz power supply integrated.

2700K - CRI 80
09.2405.30B
09.2405.02B
09.2405.14B

15°
SPOT

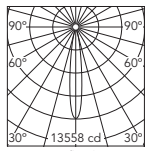

Luminous flux luminaire
1395 lm (EXTREME CUT OFF)

Beam Angle: 15°

h(m)	E(lx)	D(m)
1	13558	0.26
2	3390	0.52
3	1506	0.78
4	847	1.04
5	542	1.30

3000K - CRI 80
09.2415.30B
09.2415.02B
09.2415.14B

15°
SPOT

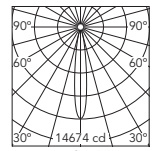

Luminous flux luminaire
1510 lm (EXTREME CUT OFF)

Beam Angle: 15°

h(m)	E(lx)	D(m)
1	14674	0.26
2	3668	0.52
3	1630	0.78
4	917	1.04
5	587	1.30

2700K - CRI 80
09.2406.30B
09.2406.02B
09.2406.14B

22°
MEDIUM

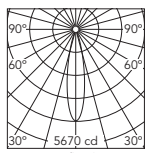

Luminous flux luminaire
1318 lm (EXTREME CUT OFF)

Beam Angle: 22°

h(m)	E(lx)	D(m)
1	5670	0.38
2	1417	0.77
3	630	1.15
4	354	1.54
5	227	1.92

3000K - CRI 80
09.2416.30B
09.2416.02B
09.2416.14B

22°
MEDIUM

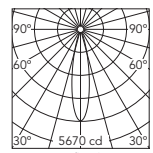

Luminous flux luminaire
1318 lm (EXTREME CUT OFF)

Beam Angle: 22°

h(m)	E(lx)	D(m)
1	5670	0.38
2	1417	0.77
3	630	1.15
4	354	1.54
5	227	1.92

2700K - CRI 80
09.2407.30B
09.2407.02B
09.2407.14B

30°
FLOOD

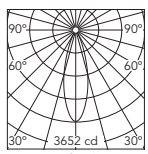

Luminous flux luminaire
1257 lm (EXTREME CUT OFF)

Beam Angle: 30°

h(m)	E(lx)	D(m)
1	3652	0.54
2	913	1.09
3	406	1.63
4	228	2.18
5	146	2.72

3000K - CRI 80
09.2417.30B
09.2417.02B
09.2417.14B

30°
FLOOD

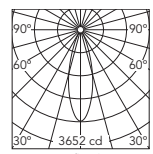

Luminous flux luminaire
1257 lm (EXTREME CUT OFF)

Beam Angle: 30°

h(m)	E(lx)	D(m)
1	3652	0.54
2	913	1.09
3	406	1.63
4	228	2.18
5	146	2.72

Pure Spot Ceiling

Light Source: Power LED 15,7W - 1400 lm - 2700K/CRI 80 / 15,7W - 1400 lm - 3000K/CRI 80



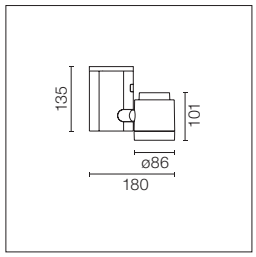

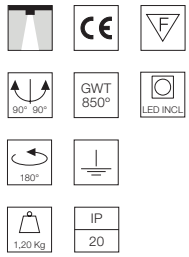

Decken- oder Wandstrahler mit LED-Lampe. Netzgerät mit 220/240V, 50/60Hz im Lieferumfang enthalten.

Spotlight to be installed on ceiling/wall with LED light source. 220/240V, 50/60Hz power supply integrated.

2700K - CRI 80
09.2455.30B
09.2455.02B
09.2455.14B

15° SPOT

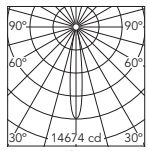

Luminous flux luminaire
1510 lm (EXTREME CUT OFF)

Beam Angle: 15°

h(m)	E(lx)	D(m)
1	14674	0.26
2	3668	0.52
3	1630	0.78
4	917	1.04
5	587	1.30

3000K - CRI 80
09.2465.30B
09.2465.02B
09.2465.14B

15° SPOT

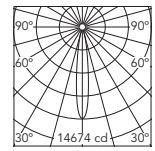

Luminous flux luminaire
1510 lm (EXTREME CUT OFF)

Beam Angle: 15°

h(m)	E(lx)	D(m)
1	14674	0.26
2	3668	0.52
3	1630	0.78
4	917	1.04
5	587	1.30

2700K - CRI 80
09.2456.30B
09.2456.02B
09.2456.14B

22° MEDIUM

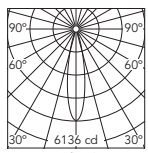

Luminous flux luminaire
1427 lm (EXTREME CUT OFF)

Beam Angle: 22°

h(m)	E(lx)	D(m)
1	6136	0.38
2	1534	0.77
3	682	1.15
4	384	1.54
5	245	1.92

3000K - CRI 80
09.2466.30B
09.2466.02B
09.2466.14B

22° MEDIUM

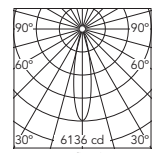

Luminous flux luminaire
1427 lm (EXTREME CUT OFF)

Beam Angle: 22°

h(m)	E(lx)	D(m)
1	6136	0.38
2	1534	0.77
3	682	1.15
4	384	1.54
5	245	1.92

2700K - CRI 80
09.2457.30B
09.2457.02B
09.2457.14B

30° FLOOD

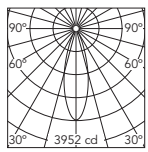

Luminous flux luminaire
1361 lm (EXTREME CUT OFF)

Beam Angle: 30°

h(m)	E(lx)	D(m)
1	3952	0.54
2	988	1.09
3	439	1.63
4	247	2.18
5	158	2.72

3000K - CRI 80
09.2467.30B
09.2467.02B
09.2467.14B

30° FLOOD

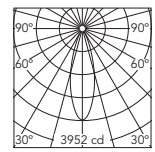

Luminous flux luminaire
1361 lm (EXTREME CUT OFF)

Beam Angle: 30°

h(m)	E(lx)	D(m)
1	3952	0.54
2	988	1.09
3	439	1.63
4	247	2.18
5	158	2.72

Pure Spot Pro Track

Light Source: LED Array 17,5W - 2115 lm - 3000K/CRI 80



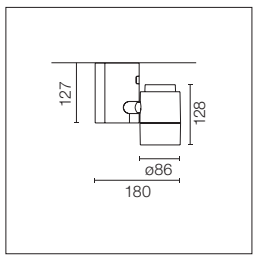

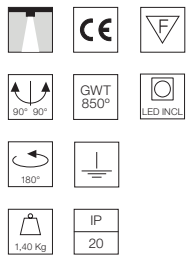

Strahler für 3-Phasen-Stromschiene mit LED-Lampe. Netzgerät mit 220/240V, 50/60Hz im Lieferumfang enthalten.

Spotlight to be installed on 3-phase track with LED light source. 220/240V, 50/60Hz power supply integrated.

09.2580.30A
09.2580.02A
09.2580.14A

18° SPOT

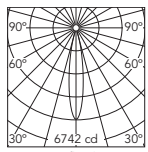

Luminous flux luminaire
809 lm (EXTREME CUT OFF)

Beam Angle: 18°

h(m)	E(lx)	D(m)
1	6742	0.31
2	1685	0.62
3	749	0.94
4	421	1.25
5	270	1.56

09.2581.30A
09.2581.02A
09.2581.14A

28° MEDIUM

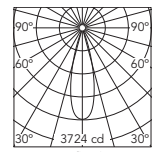

Luminous flux luminaire
835 lm (EXTREME CUT OFF)

Beam Angle: 28°

h(m)	E(lx)	D(m)
1	3724	0.49
2	931	0.99
3	414	1.48
4	233	1.97
5	149	2.47

Pure Spot Pro Ceiling

Light Source: LED Array 17,5W - 2115 lm - 3000K/CRI 80



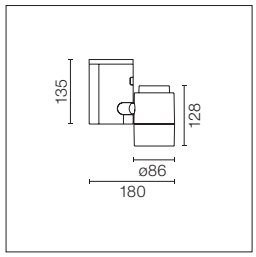

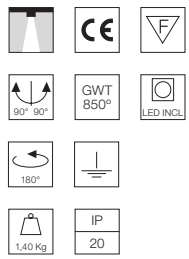

Decken- oder Wandstrahler mit LED-Lampe. Netzgerät mit 220/240V, 50/60Hz im Lieferumfang enthalten.

Spotlight to be installed on ceiling/wall with LED light source. 220/240V, 50/60Hz power supply integrated.

- 09.2585.30A
- 09.2585.02A
- 09.2585.14A

18° SPOT

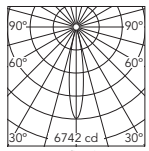

Luminous flux luminaire 809 lm (EXTREME CUT OFF)

Beam Angle: 18°

h(m)	E(lx)	D(m)
1	6742	0.31
2	1685	0.62
3	749	0.94
4	421	1.25
5	270	1.56

- 09.2586.30A
- 09.2586.02A
- 09.2586.14A

28° MEDIUM

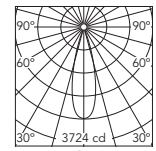

Luminous flux luminaire 835 lm (EXTREME CUT OFF)

Beam Angle: 28°

h(m)	E(lx)	D(m)
1	3724	0.49
2	931	0.99
3	414	1.48
4	233	1.97
5	149	2.47

Pure Spot Pro Track

Light Source: Phosphor LED 19,5W - 2000 lm - 3000K/CRI 80 / 17W - 1400 lm - 3000K/CRI 98



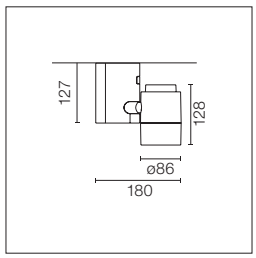

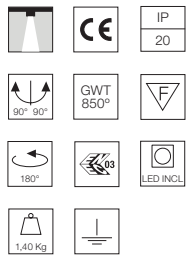

Strahler für 3-Phasen-Stromschiene mit LED-Lampe. Netzgerät mit 220-240V, 50-60Hz im Lieferumfang enthalten.

Spotlight to be installed on 3-phase track with LED light source. Electronic transformer 220/240V, 50/60Hz for phosphor LED integrated.

3000K - CRI 80
- 09.2430.30C
- 09.2430.02C
- 09.2430.14C

20° SPOT

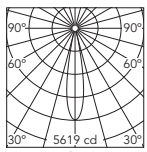

Luminous flux luminaire 705 lm (EXTREME CUT OFF)

Beam Angle: 20°

h(m)	E(lx)	D(m)
1	5619	0.35
2	1405	0.69
3	624	1.04
4	351	1.38
5	225	1.73

3000K - CRI 98
- 09.2420.30C
- 09.2420.02C
- 09.2420.14C

20° SPOT

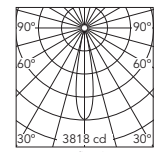

Luminous flux luminaire 489 lm (EXTREME CUT OFF)

Beam Angle: 20°

h(m)	E(lx)	D(m)
1	3818	0.35
2	955	0.70
3	424	1.05
4	239	1.40
5	153	1.75

3000K - CRI 80
- 09.2431.30C
- 09.2431.02C
- 09.2431.14C

29° MEDIUM

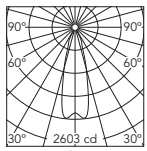

Luminous flux luminaire 837 lm (EXTREME CUT OFF)

Beam Angle: 29°

h(m)	E(lx)	D(m)
1	2603	0.53
2	651	1.05
3	289	1.58
4	163	2.10
5	104	2.63

3000K - CRI 98
- 09.2421.30C
- 09.2421.02C
- 09.2421.14C

30° MEDIUM

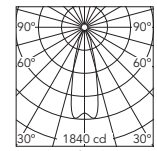

Luminous flux luminaire 595 lm (EXTREME CUT OFF)

Beam Angle: 30°

h(m)	E(lx)	D(m)
1	1840	0.53
2	460	1.06
3	204	1.59
4	115	2.11
5	74	2.64

3000K - CRI 80
- 09.2432.30C
- 09.2432.02C
- 09.2432.14C

34° FLOOD

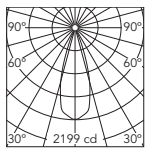

Luminous flux luminaire 693 lm (EXTREME CUT OFF)

Beam Angle: 34°

h(m)	E(lx)	D(m)
1	2199	0.61
2	550	1.22
3	244	1.83
4	137	2.44
5	88	3.05

3000K - CRI 98
- 09.2422.30C
- 09.2422.02C
- 09.2422.14C

34° FLOOD

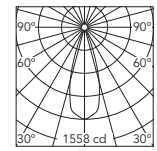

Luminous flux luminaire 491 lm (EXTREME CUT OFF)

Beam Angle: 34°

h(m)	E(lx)	D(m)
1	1558	0.61
2	389	1.22
3	173	1.83
4	97	2.44
5	62	3.05

Pure Spot Pro Ceiling

Light Source: Phosphor LED 19,5W - 2000 lm - 3000K/CRI 80 / 17W - 1400 lm - 3000K/CRI 98



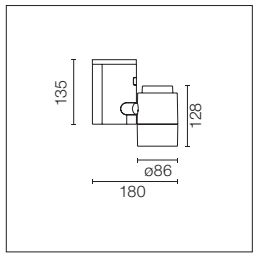

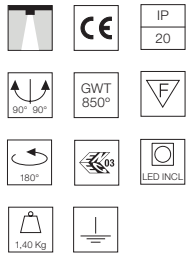

Decken- oder Wandstrahler mit LED-Lampe. Integrierter elektronischer Transformator 220/240V, 50/60Hz für integrierte LED mit Phosphorschicht.

Spotlight to be installed on ceiling/ wall with LED light source. Electronic transformer 220/240V, 50/60Hz for phosphor LED integrated.

3000K - CRI 80
09.2480.30C
09.2480.02C
09.2480.14C

20° SPOT

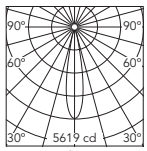

Luminous flux luminaire
705 lm (EXTREME CUT OFF)

Beam Angle: 20°

h(m)	E(lx)	D(m)
1	5619	0.35
2	1405	0.69
3	624	1.04
4	351	1.38
5	225	1.73

3000K - CRI 98
09.2470.30C
09.2470.02C
09.2470.14C

20° SPOT

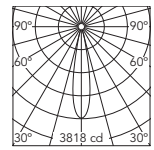

Luminous flux luminaire
489 lm (EXTREME CUT OFF)

Beam Angle: 20°

h(m)	E(lx)	D(m)
1	3818	0.35
2	955	0.70
3	424	1.05
4	239	1.40
5	153	1.75

3000K - CRI 80
09.2481.30C
09.2481.02C
09.2481.14C

29° MEDIUM

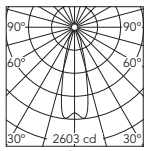

Luminous flux luminaire
837 lm (EXTREME CUT OFF)

Beam Angle: 29°

h(m)	E(lx)	D(m)
1	2603	0.53
2	651	1.05
3	289	1.58
4	163	2.10
5	104	2.63

3000K - CRI 98
09.2471.30C
09.2471.02C
09.2471.14C

30° MEDIUM

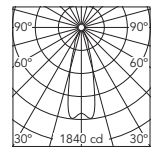

Luminous flux luminaire
595 lm (EXTREME CUT OFF)

Beam Angle: 30°

h(m)	E(lx)	D(m)
1	1840	0.53
2	460	1.06
3	204	1.59
4	115	2.11
5	74	2.64

3000K - CRI 80
09.2482.30C
09.2482.02C
09.2482.14C

34° FLOOD

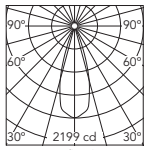

Luminous flux luminaire
693 lm (EXTREME CUT OFF)

Beam Angle: 34°

h(m)	E(lx)	D(m)
1	2199	0.61
2	550	1.22
3	244	1.83
4	137	2.44
5	88	3.05

3000K - CRI 98
09.2472.30C
09.2472.02C
09.2472.14C

34° FLOOD

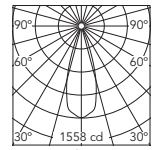

Luminous flux luminaire
491 lm (EXTREME CUT OFF)

Beam Angle: 34°

h(m)	E(lx)	D(m)
1	1558	0.61
2	389	1.22
3	173	1.83
4	97	2.44
5	62	3.05

Pure Spot Pro Track

Light Source: Power LED 15,7W - 1400 lm - 2700K/CRI 80 / 15,7W - 1400 lm - 3000K/CRI 80



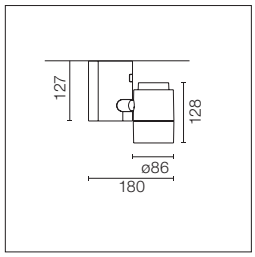

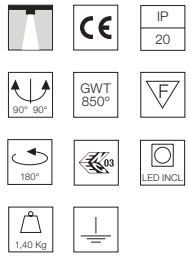

Strahler für 3-Phasen-Stromschiene mit LED-Lampe. Netzgerät mit 220/240V, 50/60Hz im Lieferumfang enthalten.

Spotlight to be installed on 3-phase track with LED light source. 220/240V, 50/60Hz power supply integrated.

2700K - CRI 80
09.2425.30B
09.2425.02B
09.2425.14B

15° SPOT

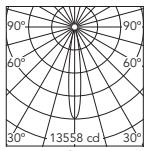

Luminous flux luminaire
1395 lm (EXTREME CUT OFF)

Beam Angle:	15°	
h(m)	E(lx)	D(m)
1	13558	0.26
2	3390	0.52
3	1506	0.78
4	847	1.04
5	542	1.30

3000K - CRI 80
09.2435.30B
09.2435.02B
09.2435.14B

15° SPOT

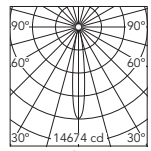

Luminous flux luminaire
1510 lm (EXTREME CUT OFF)

Beam Angle:	15°	
h(m)	E(lx)	D(m)
1	14674	0.26
2	3668	0.52
3	1630	0.78
4	917	1.04
5	587	1.30

2700K - CRI 80
09.2426.30B
09.2426.02B
09.2426.14B

22° MEDIUM

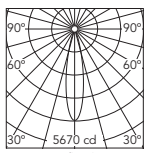

Luminous flux luminaire
1318 lm (EXTREME CUT OFF)

Beam Angle:	22°	
h(m)	E(lx)	D(m)
1	5670	0.38
2	1417	0.77
3	630	1.15
4	354	1.54
5	227	1.92

3000K - CRI 80
09.2436.30B
09.2436.02B
09.2436.14B

22° MEDIUM

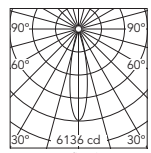

Luminous flux luminaire
1427 lm (EXTREME CUT OFF)

Beam Angle:	22°	
h(m)	E(lx)	D(m)
1	6136	0.38
2	1534	0.77
3	682	1.15
4	384	1.54
5	245	1.92

2700K - CRI 80
09.2427.30B
09.2427.02B
09.2427.14B

30° FLOOD

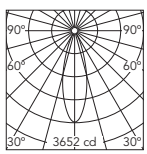

Luminous flux luminaire
1257 lm (EXTREME CUT OFF)

Beam Angle:	30°	
h(m)	E(lx)	D(m)
1	3652	0.54
2	913	1.09
3	406	1.63
4	228	2.18
5	146	2.72

3000K - CRI 80
09.2437.30B
09.2437.02B
09.2437.14B

30° FLOOD

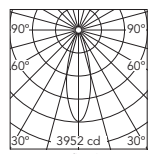

Luminous flux luminaire
1361 lm (EXTREME CUT OFF)

Beam Angle:	30°	
h(m)	E(lx)	D(m)
1	3952	0.54
2	988	1.09
3	439	1.63
4	247	2.18
5	158	2.72

Pure Spot Pro Ceiling

Light Source: Power LED 15,7W - 1400 lm - 2700K/CRI 80 / 15,7W - 1400 lm - 3000K/CRI 80



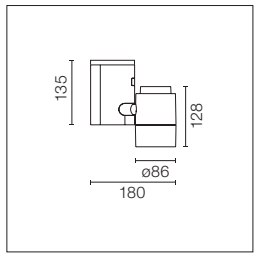

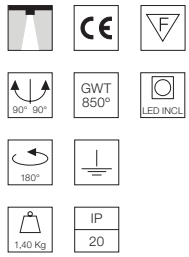

Decken- oder Wandstrahler mit LED-Lampe. Netzgerät mit 220/240V, 50/60Hz im Lieferumfang enthalten.

Spotlight to be installed on ceiling/wall with LED light source. 220/240V, 50/60Hz power supply integrated.

2700K - CRI 80
09.2475.30B
09.2475.02B
09.2475.14B

15° SPOT

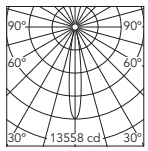

Luminous flux luminaire
1395 lm (EXTREME CUT OFF)

Beam Angle:	15°	
h(m)	E(lx)	D(m)
1	13558	0.26
2	3390	0.52
3	1506	0.78
4	847	1.04
5	542	1.30

3000K - CRI 80
09.2485.30B
09.2485.02B
09.2485.14B

15° SPOT

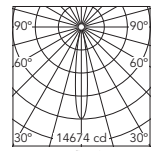

Luminous flux luminaire
1510 lm (EXTREME CUT OFF)

Beam Angle:	15°	
h(m)	E(lx)	D(m)
1	14674	0.26
2	3668	0.52
3	1630	0.78
4	917	1.04
5	587	1.30

2700K - CRI 80
09.2476.30B
09.2476.02B
09.2476.14B

22° MEDIUM

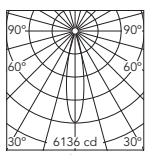

Luminous flux luminaire
1427 lm (EXTREME CUT OFF)

Beam Angle:	22°	
h(m)	E(lx)	D(m)
1	6136	0.38
2	1534	0.77
3	682	1.15
4	384	1.54
5	245	1.92

3000K - CRI 80
09.2486.30B
09.2486.02B
09.2486.14B

22° MEDIUM

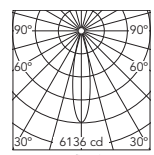

Luminous flux luminaire
1427 lm (EXTREME CUT OFF)

Beam Angle:	22°	
h(m)	E(lx)	D(m)
1	6136	0.38
2	1534	0.77
3	682	1.15
4	384	1.54
5	245	1.92

2700K - CRI 80
09.2477.30B
09.2477.02B
09.2477.14B

30° FLOOD

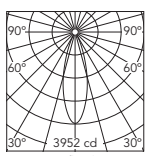

Luminous flux luminaire
1361 lm (EXTREME CUT OFF)

Beam Angle:	30°	
h(m)	E(lx)	D(m)
1	3952	0.54
2	988	1.09
3	439	1.63
4	247	2.18
5	158	2.72

3000K - CRI 80
09.2487.30B
09.2487.02B
09.2487.14B

30° FLOOD

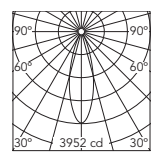

Luminous flux luminaire
1361 lm (EXTREME CUT OFF)

Beam Angle:	30°	
h(m)	E(lx)	D(m)
1	3952	0.54
2	988	1.09
3	439	1.63
4	247	2.18
5	158	2.72

Zubehör / Accessories

Pure Spot

Die elliptischen Linsen, der Abblendraster und die verschiedenen Filter müssen immer mit dem Haltering verwendet werden.

Elliptical lens, honeycomb filter, different filters and flood lens, must always be used with the holding ring.

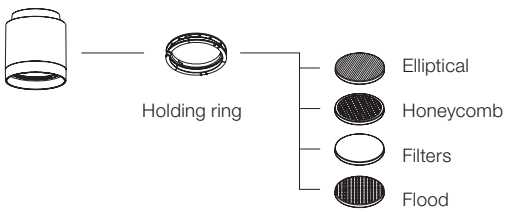

Haltering Holding ring		08.8166.14
Honeycomb Honeycomb		08.8169.14

Pure Spot Pro

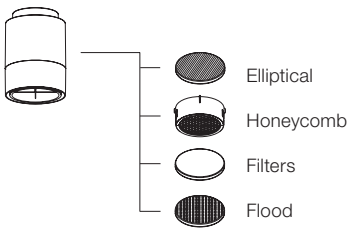

Honeycomb Honeycomb		08.8186.14

Pure Spot / Pure Spot Pro

Elliptische linse Elliptical lens		08.8163.68
Floodlinse Flood lens		08.8175.68
Blauer filter Blue filter		08.8160.64.OD
Hellblauer filter Sky blue filter		08.8160.65.OD
Amber filter Amber filter		08.8160.66.OD
Roter filter Red filter		08.8160.67.OD
U.V. filter U.V. filter		08.8160.98.OD
I.R. filter I.R. filter		08.8160.68
Hot light Hot light		08.8160.69
Cold light Cold light		08.8160.CL
Daylight Daylight		08.8160.DL
Neodimium Neodimium		08.8160.ND
Außenring PRO für Pure Spot. Nur für halogenlampen. Version LED auf anfrage. Pure Spot external ring accessory PRO. Only for halogen lamps. Consult for LED version.		08.8232.30 08.8232.02 08.8232.14

WAN SPOT

DESIGNED BY JOHANNA GRAWUNDER



LIGHT SOURCE
LED ARRAY
9,2W
945 lm
3000K/CRI 80



LIGHT SOURCE
QT-14
G9
max 40W

30 Weiss
30 White



05 Hochglänzendes Aluminium
05 Polished Aluminium



14 Schwarz
14 Black



GN Grün
GN Green



Drehbar um 360° und schwenkbar 60°.
Can be rotated 360° and swivelled 60°.

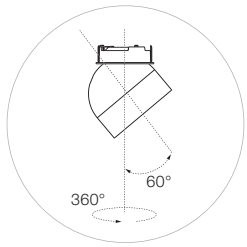

Produktbeschreibung
Wand- oder Deckenleuchte für direktes Licht. Leuchtenkörper aus Aluminium in folgenden Ausführungen: Verchromt, glänzend weiß, glänzend grün und glänzend schwarz. Blendschutzschirm.
Die Leuchte verfügt über zwei verschiedene Schließringe, glänzend grün und glänzend schwarz, zur Befestigung des gehärteten Sicherheitsglases.

Reflektoren
Sandgestrahlter, chemisch gebleichter Reflektor.

Betriebsgerät
Vorverkabelung zum Anschluss eines externen Betriebsgeräts inbegriffen.

Zusatzinformationen
Drehbar bis zu 360° um die Vertikalachse und schwenkbar bis 60°.
Schutzgrad IP20.
Schutzklasse II, III je nach Modell.
Auf normal entflammbaren Oberflächen einsetzbar.

Qualitätszeichen
Das Gerät entspricht der europäischen technischen Norm EN60598-1 und den entsprechenden Zusatzregelungen.

Description
Wall or ceiling lamp providing direct light. Aluminum body, available in chrome, shiny white, enameled green, and shiny black finishes. Low glare shield.
Provided by two different ring due to fix the safety tempered glass, in shiny black and enameled green.

Reflectors
Sanded and chemically bleached aluminum reflector.

Power Supply
Pre-wiring included; ready for remote power supply.

Additional Information
0° - 360° vertical rotation and 0° - 60° adjustment.
IP20 protection grade.
Insulation class II, III depending on the versions.
Suitable for installation on normally inflammable surfaces.

Standard Compliance and Quality Marks
EN60598-1 European Technical Standards and any subsequent additions.

Wan Spot

Light Source: LED Array DC 500 mA - 9,2W - 945 lm - 3000K/CRI 80



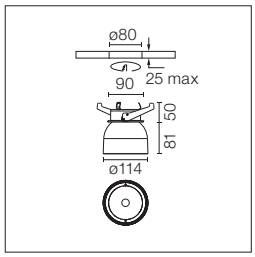

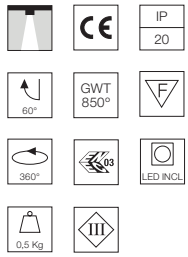

Decken/Wand-Einbaustrahler. Ohne Netzgerät.

Spotlight to be installed recessed on ceiling/wall. Power supply not included.

Empfohlene Netzgeräte / Recommended power supply*:

Non Dimmable	60.8650
Dimmable 1-10V/Push	60.8533
Dimmable Dali	60.8847
Mains Dimming	60.8534

* Siehe Treiberkapitel / Refer to the Drivers chapter

- 03.6174.30A
- 03.6174.05A
- 03.6174.14A
- 03.6174.GNA



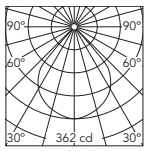

Luminous flux luminaire 505 lm

Beam Angle: 82°

h(m)	E(lx)	D(m)
1	362	1.75
2	91	3.50
3	40	5.25
4	23	7.00
5	14	8.75

Wan Spot

Light Source: QT-14 G9 - max 40W



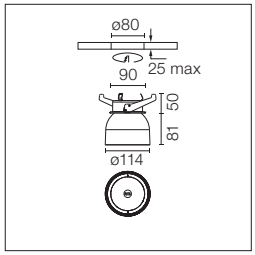

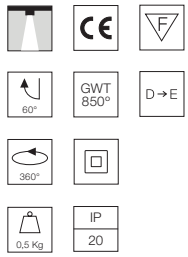

Decken/Wand-Einbaustrahler mit Netzspannungsversorgung.

Spotlight to be installed recessed on ceiling/wall with main voltage source.

- 03.6170.30
- 03.6170.05
- 03.6170.14
- 03.6170.GN



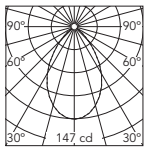

Luminous flux luminaire 460 lm

@Black Ring

Beam Angle: 68°

h(m)	E(lx)	D(m)
1	147	1.35
2	37	2.70
3	16	4.05
4	9	5.40
5	6	6.75



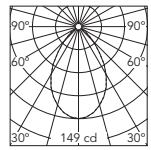

Luminous flux luminaire 460 lm

@Green Ring

Beam Angle: 69°

h(m)	E(lx)	D(m)
1	149	1.38
2	37	2.75
3	17	4.13
4	9	5.50
5	6	6.88

FORT KNOX

DESIGNED BY PHILIPPE STARCK

TRACK /
CEILING





LIGHT SOURCE
LED ARRAY
9,2W
945 lm
3000K/CRI 80
13,8W
1474 lm
3000K/CRI 80

☐ 30 Weiss/RAL 9001
30 White



▨ 05 Hochglänzendes Aluminium
05 Polished Aluminium



■ 14 Schwarz/RAL 9005
14 Black



Drehbar um 355° und schwenkbar 95°.
Can be rotated 355° and swivelled 95°.

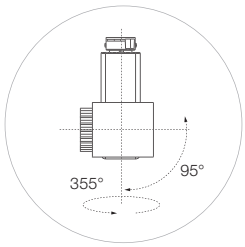

Produktbeschreibung
Direkt an der Decke oder auf Drei-Phasen-Stromschiene installierbarer Strahler.
Leuchtmittelhalterung aus Keramik oder selbstlöschendem Technopolymer, mit einpoligen teflon-isolierten Elektrokabeln mit doppelter, transparenter Isolierung.
Der Leuchtenkörper besteht aus einem lichtstreuenden Element aus Aluminium, das auf die Leuchtmittelhalterung aufgesetzt ist, aus einem Vorsatzhalterring aus schwarzem, thermoplastischen Material und einem 4mm starkem Hartglas. Leuchtenkörper, Schließkappe und ausrichtbare Leuchtenhalterung sind aus Aluminiumlegierungsdruckguss, in handpolierter Ausführung mit transparentem, flüssigem Schutzlack oder weiß oder mattschwarz pulverlackiert. Dreiphasen Adapter aus thermoplastischem Material.

Betriebsgerät
Betriebsgeräte im Hauptkörper der Leuchte.
Für die Installierung auf einer Drei-Phasen-Stromschiene verfügt die Leuchte über ein rundes, nach rechts und links drehbares Verbindungselement, mit dem die Leitung gewählt werden kann, an die der Strahler anzuschließen ist.
Entriegelungshebel zum Einsetzen des Adapters.

Zubehör
- Elliptische Lichtstreulinse aus 4 mm starkem gehärtetem Glas.
- Farbfilter.

Zusatzinformationen
Drehbar um 355° auf der Vertikalachse, schwenkbar um +/- 95° auf der Horizontalachse.
Schutzgrad IP20.
Schutzklasse I, II je nach Modell.
Auf normal entflammbaren Oberflächen einsetzbar.
Die FLOS Schienenleuchten wurden für 3-Phasen Standardschienen, die von FLOS empfohlen werden, entwickelt und umfassend getestet. Ihre Kompatibilität ist mit denen von Nordic Aluminium und Eutrac produzierten 3-Phasen-Schienen garantiert. Wenn Sie die Kompatibilität mit anderen Schienen überprüfen möchten, kontaktieren Sie bitte FLOS vor der Installation.

Qualitätszeichen
Das Gerät entspricht der europäischen technischen Norm EN60598-1 und den entsprechenden Zusatzregelungen.

Description
Luminaire for ceiling or three-phase electric track installation.
Self-extinguishing ceramic or engineering plastic lamp holders, with single-pole, transparent electric wires with double Teflon insulation. Aluminum body, placed above the lamp holder, black thermoplastic and 4mm tempered glass screen-support ring. Die-cast aluminum alloy body, cover and adjustable lamp support, with hand-polished finish and protected with transparent liquid paint, or powder-coated white or matt black. Thermoplastic three-phase adapter.

Power Supply
Power units built into the main body of the luminaire.
For three-phase track applications, disc with clockwise and anti-clockwise rotation for spotlight selection.
Release lever to insert adapter.

Accessories
- 4 mm tempered glass elliptical distribution lens.
- Chromatic filters.

Additional Information
0° - 355° vertical rotation, + 0° - 95° horizontal adjustment.
IP20 protection grade.
Insulation class I, III depending on the versions.
Suitable for installation on normally inflammable surfaces.
FLOS three-phase lighting track luminaires are designed and fully tested for tracks recommended by FLOS.
Compatibility is guaranteed with three-phase track produced by Nordic Aluminium and Eutrac. To verify compatibility with any other track, please contact FLOS before installation.

Standard Compliance and Quality Marks
EN60598-1 European Technical Standards and any subsequent additions.

Ceiling Track

Fort Knox Track

Light Source: LED Array 9,2W - 945 lm - 3000K/CRI 80 / 13,8W- 1474 lm - 3000K/CRI 80



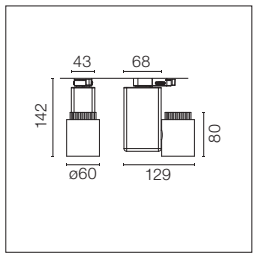

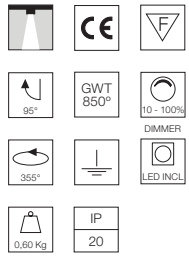

Strahler für 3-Phasen-Stromschiene mit LED-Lampe. Netzgerät mit 220-240V, 50-60Hz im Lieferumfang enthalten.

Spotlight to be installed on 3-phase track with LED light source. 220-240V, 50-60Hz power supply included.

3000K / CRI 80
9,2W
Non Dimmable
09.2150.30A
09.2150.05A
09.2150.14A

17° SPOT

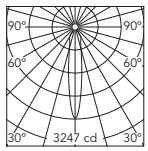

Luminous flux luminaire
834 lm

Beam Angle: 17°

h(m)	E(lx)	D(m)
1	3247	0.30
2	812	0.59
3	361	0.89
4	203	1.19
5	130	1.49

3000K / CRI 80
13,8W
Built-In Potentiometer
09.2160.30A
09.2160.05A
09.2160.14A

19° SPOT

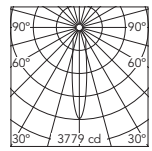

Luminous flux luminaire
1096 lm

Beam Angle: 19°

h(m)	E(lx)	D(m)
1	3779	0.33
2	945	0.66
3	420	0.98
4	236	1.31
5	151	1.64

3000K / CRI 80
9,2W
Non Dimmable
09.2151.30A
09.2151.05A
09.2151.14A

27° MEDIUM

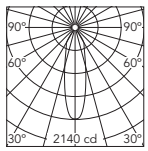

Luminous flux luminaire
860 lm

Beam Angle: 27°

h(m)	E(lx)	D(m)
1	2140	0.48
2	535	0.97
3	238	1.45
4	134	1.94
5	86	2.42

3000K / CRI 80
13,8W
Built-In Potentiometer
09.2161.30A
09.2161.05A
09.2161.14A

27° MEDIUM

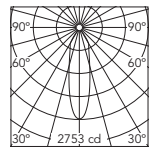

Luminous flux luminaire
1125 lm

Beam Angle: 27°

h(m)	E(lx)	D(m)
1	2753	0.48
2	688	0.95
3	306	1.43
4	172	1.91
5	110	2.38

3000K / CRI 80
9,2W
Non Dimmable
09.2152.30A
09.2152.05A
09.2152.14A

57° WIDE FLOOD

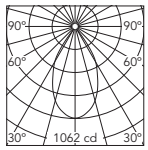

Luminous flux luminaire
831 lm

Beam Angle: 57°

h(m)	E(lx)	D(m)
1	1062	1.08
2	266	2.16
3	118	3.24
4	66	4.32
5	42	5.40

3000K / CRI 80
13,8W
Built-In Potentiometer
09.2162.30A
09.2162.05A
09.2162.14A

61° WIDE FLOOD

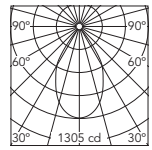

Luminous flux luminaire
1089 lm

Beam Angle: 61°

h(m)	E(lx)	D(m)
1	1305	1.17
2	326	2.34
3	145	3.51
4	82	4.68
5	52	5.85

Fort Knox Ceiling

Light Source: LED Array 9,2W - 945 lm - 3000K/CRI 80 / 13,8W- 1474 lm - 3000K/CRI 80



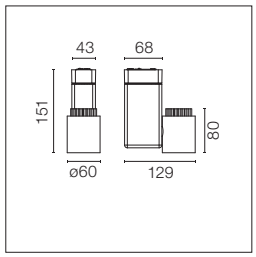

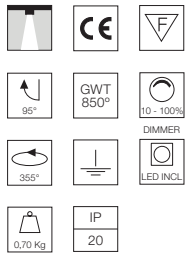

Decken- oder Wandstrahler mit LED-Lampe. Netzgerät mit 220-240V, 50-60Hz im Lieferumfang enthalten.

Spotlight to be installed on ceiling/ wall with LED light source. 220-240V, 50-60Hz power supply included.

3000K / CRI 80
9,2W
Non Dimmable
09.2155.30A
09.2155.05A
09.2155.14A

17° SPOT

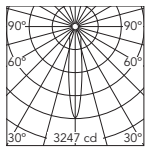

Luminous flux luminaire 834 lm

Beam Angle:	17°
h(m) E(lx)	D(m)
1 3247	0.30
2 812	0.59
3 361	0.89
4 203	1.19
5 130	1.49

3000K / CRI 80
13,8W
Built-In Potentiometer
09.2165.30A
09.2165.05A
09.2165.14A

19° SPOT

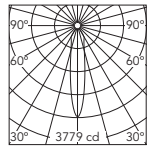

Luminous flux luminaire 1096 lm

Beam Angle:	19°
h(m) E(lx)	D(m)
1 3779	0.33
2 945	0.66
3 420	0.98
4 236	1.31
5 151	1.64

3000K / CRI 80
9,2W
Non Dimmable
09.2156.30A
09.2156.05A
09.2156.14A

27° MEDIUM

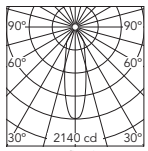

Luminous flux luminaire 860 lm

Beam Angle:	27°
h(m) E(lx)	D(m)
1 2140	0.48
2 535	0.97
3 238	1.45
4 134	1.94
5 86	2.42

3000K / CRI 80
13,8W
Built-In Potentiometer
09.2166.30A
09.2166.05A
09.2166.14A

27° MEDIUM

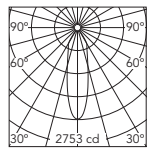

Luminous flux luminaire 1125 lm

Beam Angle:	27°
h(m) E(lx)	D(m)
1 2753	0.48
2 688	0.95
3 306	1.43
4 172	1.91
5 110	2.38

3000K / CRI 80
9,2W
Non Dimmable
09.2157.30A
09.2157.05A
09.2157.14A

57° WIDE FLOOD

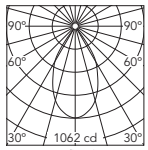

Luminous flux luminaire 831 lm

Beam Angle:	57°
h(m) E(lx)	D(m)
1 1062	1.08
2 266	2.16
3 118	3.24
4 66	4.32
5 42	5.40

3000K / CRI 80
13,8W
Built-In Potentiometer
09.2167.30A
09.2167.05A
09.2167.14A

61° WIDE FLOOD

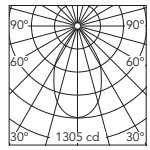

Luminous flux luminaire 1089 lm

Beam Angle:	61°
h(m) E(lx)	D(m)
1 1305	1.17
2 326	2.34
3 145	3.51
4 82	4.68
5 52	5.85

Zubehör / Accessories

Honeycomb Honeycomb		08.8502.14
Blauer filter Blue filter		08.8501.64.OD
Hellblauer filter Sky blue filter		08.8501.65.OD
Amber filter Amber filter		08.8501.66.OD
Roter filter Red filter		08.8501.67.OD
Hot light Hot light		08.8501.69
Cold light Cold light		08.8501.CL
Daylight Daylight		08.8501.DL
Neodimium Neodimium		08.8501.ND

CEILING / WALL

C1, UT Pro Surface, Kap Surface&
Suspension, Compass Box, Super Line&Pro,
Super Flat, Light Bell, Fort Knox
Wall&Mini, Thin LED, Wall System, G-O,
TheBlockofLight, Giano, Box.

NEW

C 1

DESIGNED BY VINCENT VAN DUYSEN

MONO SPOT CEILING SMALL



LIGHT SOURCE
POWER LED
7W
660 lm
2700K/CRI 90
700 lm
3000K/CRI 90

MONO SPOT WALL SMALL



LIGHT SOURCE
POWER LED
7W
660 lm
2700K/CRI 90
700 lm
3000K/CRI 90

DOUBLE SPOT WALL SMALL



LIGHT SOURCE
POWER LED
14W
1320 lm
2700K/CRI 90
1400 lm
3000K/CRI 90

MONO SPOT CEILING LARGE



LIGHT SOURCE
POWER LED
14W
1225 lm
2700K/CRI 90
1300 lm
3000K/CRI 90

MONO SPOT WALL LARGE



LIGHT SOURCE
POWER LED
14W
1225 lm
2700K/CRI 90
1300 lm
3000K/CRI 90

DOUBLE SPOT WALL LARGE



LIGHT SOURCE
POWER LED
28W
2450 lm
2700K/CRI 90
2600 lm
3000K/CRI 90

☐ DY Weiss
DY White



■ DR Anthrazit
DR Anthracite



Drehbar um 360° und schwenkbar 60°.
Can be rotated 360° and swivelled 60°.

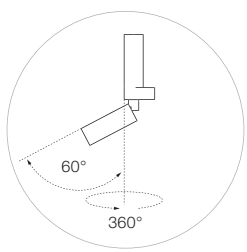

NEW

Produktbeschreibung
Neue Reihe von Wand- und Deckenleuchten, die für Anwendungen im Wohn- und Gaststättengewerbe entwickelt wurden.
Das äußerst minimalistische Design des Produkts verbirgt eine spezielle, integrierte mechanische Verbindung, die es ermöglicht, das Gehäuse zu entfernen und bis zu 60° vertikal und 360° horizontal auszurichten, wodurch eine beeindruckende Vielseitigkeit garantiert wird, die sich perfekt an die Anforderungen jedes Projekts anpasst.
Die für die Wandmontage entwickelten Versionen sind mit einfacher oder doppelter Emission erhältlich.

Optische Gruppe
Optische Gruppe mit hohem Sehkomfort im Gehäuse des Produkts, erhältlich mit differenzierten Strahlöffnungen.
Die Leuchte ist für eine diffuse Lichtemission oder eine konzentriertere Verteilung vorbereitet, perfekt für Akzentbeleuchtung oder Punktbeleuchtung zum Lesen im Kopfteil von Betten.
Jede Leuchte enthält als Zubehör einen Diffusorschirm, der in die optische Einheit integriert werden kann, was zu einem weichen Lichteffekt führt.

Betriebsgerät
Alle Leuchten müssen über eine nicht enthaltene Fernbedienung mit Strom versorgt werden, die mit verschiedenen Steuerungsalternativen erhältlich ist.

Regulierungssystem
Die Leuchten können mit 0/1-10V, DALI, Push Dimming und Casambi betrieben werden. Broadcast-Steuerungssystem. Bei den Geräten mit Doppelemission können die direkten und indirekten Emissionen unabhängig voneinander eingestellt werden.

Installation
Das Produkt ist bereit für die Installation auf verschiedenen Arten von Oberflächen.
Alle Produkte werden mit einem speziellen Montagesatz für die No Trim-Installation oder mit einer Platte ergänzt.
Die No Trim-Installation ist nur mit Gipskartonoberflächen mit einer Mindestdicke von 9 mm und einer maximalen Dicke von 25 mm möglich.
Die Platteninstallation ermöglicht die elektrische Verbindung innerhalb des Oberflächenträgers.

Zusatzinformationen
Konstantspannungsgesteuertes elektrisches System.
IP20 Schutz-Index.
Geeignet für die Installation auf normal entflammbaren Oberflächen.

Qualitätszeichen
Das Gerät entspricht der europäischen technischen Norm EN60598-1 und den entsprechenden Zusatzregelungen.

Description
New program of wall and ceiling-mounted luminaires developed for residential and hospitality use.
The extremely minimalistic product design hides a unique integrated mechanical connection that allows the luminaire body to be extracted and oriented up to 60° on the vertical axis and 360° on the horizontal axis, ensuring an impressive versatility, ideal to meet the needs of any project.
Versions developed for wall mounting are available with single or dual emission.

Optical Group
Optical group with high visual comfort in the body of the product, available with differentiated beamwidths.
This luminaire is designed to provide diffuse light emission or a more concentrated light distribution, ideal when accent or spot lighting is needed for reading in bed headboard applications.
Each unit includes a diffusing screen accessory that can be integrated into the optical group, resulting in a soft light effect.

Power Supply
All devices must be powered by a remote controller (not included) available with various control options.

Control System
Units can be controlled by 0/1-10V, DALI, Push Dimming and Casambi. Broadcast control system. In devices with dual emission, direct and indirect emissions can be controlled independently.

Installation
The product is ready to be installed on different surface types.
All products are completed with a dedicated No Trim or plate installation mounting kit. The No Trim installation is only compatible with plasterboard surfaces with a minimum thickness of 9mm and a maximum of 25mm.
Plate installation allows the electrical connection to be made inside the surface mount.

Additional Information
Constant voltage controlled electrical system.
IP20 Protection Index.
Suitable for installation on normally flammable surfaces.

Standard Compliance and Quality Marks
EN60598-1 European Technical Standards and any subsequent additions.

Mono Spot Ceiling Small Ø35

Light Source: Power LED 7W - 660 lm - 2700K/CRI 90 / 7W - 700 lm - 3000K/CRI 90



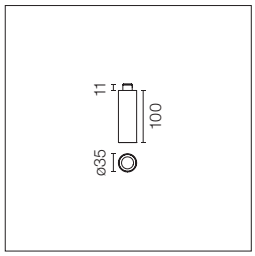

IP 20 · CE · F · GWT 850° · LED INCL · III

Verstellbare LED-Leuchte für den Innenbereich, geeignet für Deckenmontagen. Das Gehäuse kann aus der Installationsfläche herausgezogen werden, so dass eine Ausrichtung von 60° vertikal und 360° horizontal möglich ist.
Integrierte Full-Cut-Off optische Gruppe. Mitgeliefertes Zubehör (Diffusor).
Die Fernspeisung (nicht enthalten) muss an einer zugänglichen Stelle angebracht werden.

Adjustable luminaire with LED for indoor use, suitable for ceiling installation. The body can be extracted from the installation surface for 60° orientation on the vertical axis and 360° on the horizontal axis.
Integrated Full cut-off optical group. Accessories included (diffuser).
The remote power supply (not included) must be placed in an accessible location.

Empfohlene Netzgeräte / Recommended power supply*:

Non Dimmable	60.9592 / 60.9162
Dimmable 1-10V	60.9439
Dimmable Dali	60.9222 / 60.9186

* Siehe Treiberkapitel / Refer to the Drivers chapter

2700K
03.1220.DY
03.1220.DR

14° SPOT

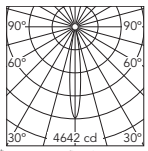

* Luminous flux luminaire 344 lm (EXTREME CUT OFF)

Beam Angle: 14°

h(m)	E(lx)	D(m)
1	4642	0.24
2	1160	0.48
3	516	0.72
4	290	0.95
5	186	1.19

3000K
03.1225.DY
03.1225.DR

14° SPOT

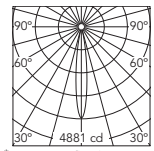

* Luminous flux luminaire 365 lm (EXTREME CUT OFF)

Beam Angle: 14°

h(m)	E(lx)	D(m)
1	4881	0.24
2	1220	0.49
3	542	0.73
4	305	0.97
5	195	1.21

2700K
03.1221.DY
03.1221.DR

18° MEDIUM

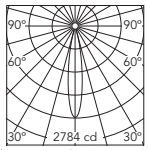

* Luminous flux luminaire 321 lm

Beam Angle: 18°

h(m)	E(lx)	D(m)
1	2784	0.31
2	696	0.62
3	309	0.93
4	174	1.23
5	111	1.54

3000K
03.1226.DY
03.1226.DR

18° MEDIUM

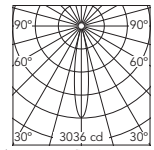

* Luminous flux luminaire 350 lm

Beam Angle: 18°

h(m)	E(lx)	D(m)
1	3036	0.31
2	759	0.62
3	337	0.93
4	190	1.23
5	121	1.54

Mono Spot Wall Small Ø35

Light Source: Power LED 7W - 660 lm - 2700K/CRI 90 / 7W - 700 lm - 3000K/CRI 90



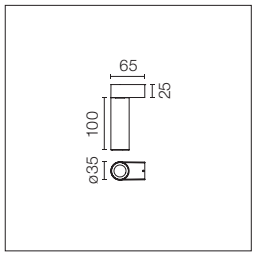

IP 20 · CE · F · GWT 850° · LED INCL · III

Verstellbare LED-Leuchte für den Innenbereich, geeignet für Wandmontagen. Das Gehäuse kann aus der Installationsfläche herausgezogen werden, so dass eine Ausrichtung von 60° vertikal und 360° horizontal möglich ist.
Integrierte Full-Cut-Off optische Gruppe.
Mitgeliefertes Zubehör (Diffusor).
Die Fernspeisung (nicht enthalten) muss an einer zugänglichen Stelle angebracht werden.

Adjustable luminaire with LED for indoor use, suitable for wall installation. The body can be extracted from the installation surface for 60° orientation on the vertical axis and 360° on the horizontal axis.
Integrated Full cut-off optical group. Accessories included (diffuser).
The remote power supply (not included) must be placed in an accessible location.

Empfohlene Netzgeräte / Recommended power supply*:

Non Dimmable	60.9592 / 60.9162
Dimmable 1-10V	60.9439
Dimmable Dali	60.9222 / 60.9186

* Siehe Treiberkapitel / Refer to the Drivers chapter

2700K
03.1200.DY
03.1200.DR

14° SPOT

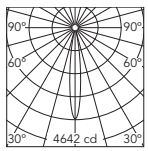

* Luminous flux luminaire 344 lm (EXTREME CUT OFF)

Beam Angle: 14°

h(m)	E(lx)	D(m)
1	4642	0.24
2	1160	0.48
3	516	0.72
4	290	0.95
5	186	1.19

3000K
03.1205.DY
03.1205.DR

14° SPOT

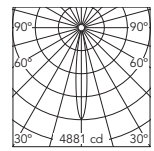

* Luminous flux luminaire 365 lm (EXTREME CUT OFF)

Beam Angle: 14°

h(m)	E(lx)	D(m)
1	4881	0.24
2	1220	0.49
3	542	0.73
4	305	0.97
5	195	1.21

2700K
03.1201.DY
03.1201.DR

18° MEDIUM

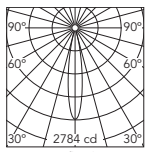

* Luminous flux luminaire 321 lm

Beam Angle: 18°

h(m)	E(lx)	D(m)
1	2784	0.31
2	696	0.62
3	309	0.93
4	174	1.23
5	111	1.54

3000K
03.1206.DY
03.1206.DR

18° MEDIUM

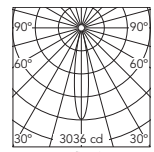

* Luminous flux luminaire 350 lm

Beam Angle: 18°

h(m)	E(lx)	D(m)
1	3036	0.31
2	759	0.62
3	337	0.93
4	190	1.23
5	121	1.54

* Vorläufige Photometrien. Aktuelle Informationen finden Sie auf unserer Website / Preliminary photometries. Visit our website for updated information.

NEW

Double Spot Wall Small Ø35

Light Source: Power LED 14W - 1320 lm - 2700K/CRI 90 / 14W - 1400 lm - 3000K/CRI 90



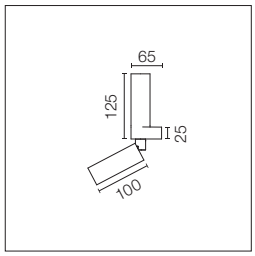

IP 20

GWT 850°

LED INCL

III

Verstellbare LED-Leuchte für den Innenbereich, geeignet für Wandmontagen. Das Gehäuse kann aus der Installationsfläche herausgezogen werden, so dass eine Ausrichtung von 60° vertikal und 360° horizontal möglich ist. Integrierte Full-Cut-Off optische Gruppe. Mitgeliefertes Zubehör (Diffusor).
Die Fernspeisung (nicht enthalten) muss an einer zugänglichen Stelle angebracht werden.

Adjustable luminaire with LED for indoor use, suitable for wall installation. The lower part of the body can be extracted from the installation surface for 60° orientation on the vertical axis and 360° on the horizontal axis. Integrated Full cut-off optical group. Accessories included (diffuser). The remote power supply (not included) must be placed in an accessible location.

Empfohlene Netzgeräte / Recommended power supply*:

Non Dimmable	60.9592 / 60.9162
Dimmable 1-10V	60.9439
Dimmable Dali	60.9222 / 60.9186

* Siehe Treiberkapitel / Refer to the Drivers chapter

2700K
03.1210.DY
03.1210.DR

14° SPOT

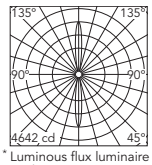

* Luminous flux luminaire 344 lm (EXTREME CUT OFF)

Beam Angle: 14°

h(m)	E(lx)	D(m)
1	4642	0.24
2	1160	0.48
3	516	0.72
4	290	0.95
5	186	1.19

3000K
03.1215.DY
03.1215.DR

14° SPOT

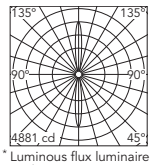

* Luminous flux luminaire 365 lm (EXTREME CUT OFF)

Beam Angle: 14°

h(m)	E(lx)	D(m)
1	4881	0.24
2	1220	0.49
3	542	0.73
4	305	0.97
5	195	1.21

2700K
03.1211.DY
03.1211.DR

18° MEDIUM

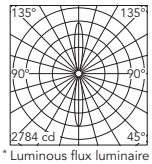

* Luminous flux luminaire 321 lm

Beam Angle: 18°

h(m)	E(lx)	D(m)
1	2784	0.31
2	696	0.62
3	309	0.93
4	174	1.23
5	111	1.54

3000K
03.1216.DY
03.1216.DR

18° MEDIUM

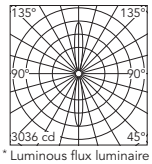

* Luminous flux luminaire 350 lm

Beam Angle: 18°

h(m)	E(lx)	D(m)
1	3036	0.31
2	759	0.62
3	337	0.93
4	190	1.23
5	121	1.54

* Vorläufige Photometrien. Aktuelle Informationen finden Sie auf unserer Website / Preliminary photometries. Visit our website for updated information.

Mono Spot Ceiling Large Ø56

Light Source: Power LED 14W - 1225 lm - 2700K/CRI 90 / 14W - 1300 lm - 3000K/CRI 90



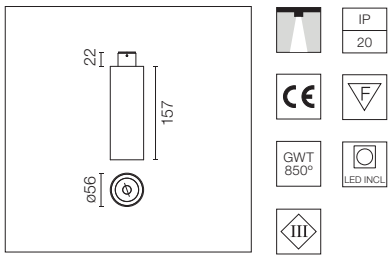

Verstellbare LED-Leuchte für den Innenbereich, geeignet für Deckenmontagen. Das Gehäuse kann aus der Installationsfläche herausgezogen werden, so dass eine Ausrichtung von 60° vertikal und 360° horizontal möglich ist.
Integrierte Full-Cut-Off optische Gruppe. Mitgeliefertes Zubehör (Diffusor).
Die Fernspeisung (nicht enthalten) muss an einer zugänglichen Stelle angebracht werden.

Adjustable luminaire with LED for indoor use, suitable for ceiling installation. The body can be extracted from the installation surface for 60° orientation on the vertical axis and 360° on the horizontal axis.
Integrated Full cut-off optical group. Accessories included (diffuser).
The remote power supply (not included) must be placed in an accessible location.

Empfohlene Netzgeräte / Recommended power supply*:
Dimmable Dali / 0/1-10V 60.9276

* Siehe Treiberkapitel / Refer to the Drivers chapter

2700K
03.1250.DY
03.1250.DR

15° SPOT

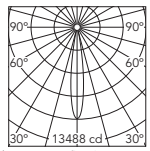

* Luminous flux luminaire 1162 lm

Beam Angle: 15°

h(m)	E(lx)	D(m)
1	13488	0.27
2	3372	0.54
3	1499	0.82
4	843	1.09
5	540	1.36

3000K
03.1255.DY
03.1255.DR

15° SPOT

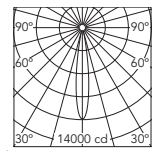

* Luminous flux luminaire 1206 lm

Beam Angle: 15°

h(m)	E(lx)	D(m)
1	14000	0.27
2	3500	0.54
3	1556	0.82
4	875	1.09
5	560	1.36

2700K
03.1251.DY
03.1251.DR

24° MEDIUM

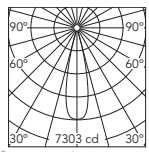

* Luminous flux luminaire 1159 lm

Beam Angle: 24°

h(m)	E(lx)	D(m)
1	7303	0.43
2	1826	0.86
3	811	1.29
4	456	1.72
5	292	2.16

3000K
03.1256.DY
03.1256.DR

24° MEDIUM

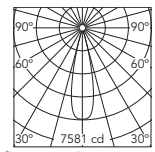

* Luminous flux luminaire 1203 lm

Beam Angle: 24°

h(m)	E(lx)	D(m)
1	7581	0.43
2	1895	0.86
3	842	1.29
4	474	1.72
5	303	2.16

2700K
03.1252.DY
03.1252.DR

34° FLOOD

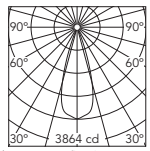

* Luminous flux luminaire 1165 lm

Beam Angle: 34°

h(m)	E(lx)	D(m)
1	3864	0.61
2	966	1.22
3	429	1.82
4	241	2.43
5	155	3.04

3000K
03.1257.DY
03.1257.DR

34° FLOOD

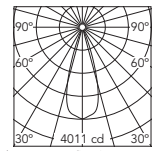

* Luminous flux luminaire 1209 lm

Beam Angle: 34°

h(m)	E(lx)	D(m)
1	4011	0.61
2	1003	1.22
3	446	1.82
4	251	2.43
5	160	3.04

2700K
03.1253.DY
03.1253.DR

45° WIDE FLOOD

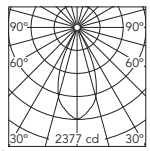

* Luminous flux luminaire 1154 lm

Beam Angle: 45°

h(m)	E(lx)	D(m)
1	2377	0.83
2	594	1.66
3	264	2.49
4	149	3.31
5	95	4.14

3000K
03.1258.DY
03.1258.DR

45° WIDE FLOOD

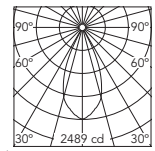

* Luminous flux luminaire 1209 lm

Beam Angle: 45°

h(m)	E(lx)	D(m)
1	2489	0.83
2	622	1.66
3	277	2.49
4	156	3.31
5	100	4.14

* Vorläufige Photometrien. Aktuelle Informationen finden Sie auf unserer Website / Preliminary photometries. Visit our website for updated information.

NEW

Mono Spot Wall Large Ø56

Light Source: Power LED 14W - 1225 lm - 2700K/CRI 90 / 14W - 1300 lm - 3000K/CRI 90



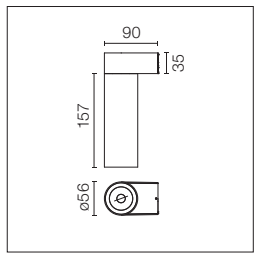

IP 20 · GWT 850° · LED INCL · III

Verstellbare LED-Leuchte für den Innenbereich, geeignet für Wandmontagen. Das Gehäuse kann aus der Installationsfläche herausgezogen werden, so dass eine Ausrichtung von 60° vertikal und 360° horizontal möglich ist.
Integrierte Full-Cut-Off optische Gruppe. Mitgeliefertes Zubehör (Diffusor).
Die Fernspeisung (nicht enthalten) muss an einer zugänglichen Stelle angebracht werden.

Adjustable luminaire with LED for indoor use, suitable for wall installation. The body can be extracted from the installation surface for 60° orientation on the vertical axis and 360° on the horizontal axis.
Integrated Full cut-off optical group. Accessories included (diffuser).
The remote power supply (not included) must be placed in an accessible location.

Empfohlene Netzgeräte / Recommended power supply*:
Dimmable Dali / 0/1-10V 60.9276

* Siehe Treiberkapitel / Refer to the Drivers chapter

2700K
03.1230.DY
03.1230.DR

15° SPOT

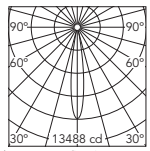

*Luminous flux luminaire 1162 lm

Beam Angle: 15°

h(m)	E(lx)	D(m)
1	13488	0.27
2	3372	0.54
3	1499	0.82
4	843	1.09
5	540	1.36

3000K
03.1235.DY
03.1235.DR

15° SPOT

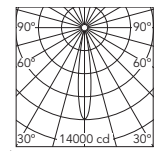

*Luminous flux luminaire 1206 lm

Beam Angle: 15°

h(m)	E(lx)	D(m)
1	14000	0.27
2	3500	0.54
3	1556	0.82
4	875	1.09
5	560	1.36

2700K
03.1231.DY
03.1231.DR

24° MEDIUM

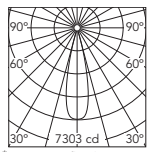

*Luminous flux luminaire 1159 lm

Beam Angle: 24°

h(m)	E(lx)	D(m)
1	7303	0.43
2	1826	0.86
3	811	1.29
4	456	1.72
5	292	2.16

3000K
03.1236.DY
03.1236.DR

24° MEDIUM

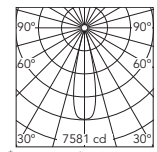

*Luminous flux luminaire 1203 lm

Beam Angle: 24°

h(m)	E(lx)	D(m)
1	7581	0.43
2	1895	0.86
3	842	1.29
4	474	1.72
5	303	2.16

2700K
03.1232.DY
03.1232.DR

34° FLOOD

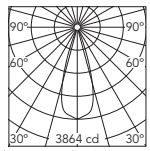

*Luminous flux luminaire 1165 lm

Beam Angle: 34°

h(m)	E(lx)	D(m)
1	3864	0.61
2	966	1.22
3	429	1.82
4	241	2.43
5	155	3.04

3000K
03.1237.DY
03.1237.DR

34° FLOOD

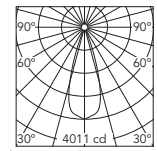

*Luminous flux luminaire 1209 lm

Beam Angle: 34°

h(m)	E(lx)	D(m)
1	4011	0.61
2	1003	1.22
3	446	1.82
4	251	2.43
5	160	3.04

2700K
03.1233.DY
03.1233.DR

45° WIDE FLOOD

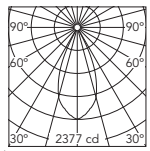

*Luminous flux luminaire 1154 lm

Beam Angle: 45°

h(m)	E(lx)	D(m)
1	2377	0.83
2	594	1.66
3	264	2.49
4	149	3.31
5	95	4.14

3000K
03.1238.DY
03.1238.DR

45° WIDE FLOOD

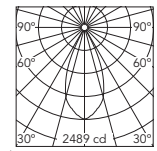

*Luminous flux luminaire 1209 lm

Beam Angle: 45°

h(m)	E(lx)	D(m)
1	2489	0.83
2	622	1.66
3	277	2.49
4	156	3.31
5	100	4.14

* Vorläufige Photometrien. Aktuelle Informationen finden Sie auf unserer Website / Preliminary photometries. Visit our website for updated information.

Double Spot Wall Large Ø56

Light Source: Power LED 28W - 2450 lm - 2700K/CRI 90 / 28W - 2600 lm - 3000K/CRI 90



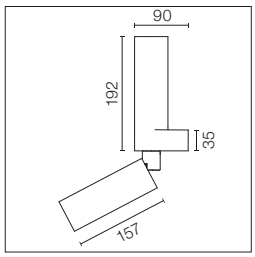

IP 20

GWT 850°

LED INCL

III

Verstellbare LED-Leuchte für den Innenbereich, geeignet für Wandmontagen. Das untere Gehäuse kann aus der Installationsfläche herausgezogen werden, so dass eine Ausrichtung von 60° vertikal und 360° horizontal möglich ist. Integrierte Full-Cut-Off optische Gruppe. Mitgeliefertes Zubehör (Diffusor).
Die Fernspeisung (nicht enthalten) muss an einer zugänglichen Stelle angebracht werden.

Adjustable luminaire with LED for indoor use, suitable for wall installation. The lower part of the body can be extracted from the installation surface for 60° orientation on the vertical axis and 360° on the horizontal axis. Integrated Full cut-off optical group. Accessories included (diffuser). The remote power supply (not included) must be placed in an accessible location.

Empfohlene Netzgeräte / Recommended power supply*:
Dimmable Dali / 0/1-10V 60.9276

* Siehe Treiberkapitel / Refer to the Drivers chapter

2700K
03.1240.DY
03.1240.DR

15° SPOT

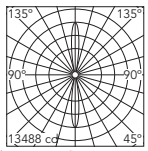

* Luminous flux luminaire 1162 lm

Beam Angle: 15°

h(m)	E(lx)	D(m)
1	13488	0.27
2	3372	0.54
3	1499	0.82
4	843	1.09
5	540	1.36

3000K
03.1245.DY
03.1245.DR

15°

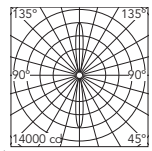

* Luminous flux luminaire 1206 lm

Beam Angle: 15°

h(m)	E(lx)	D(m)
1	14000	0.27
2	3500	0.54
3	1556	0.82
4	875	1.09
5	560	1.36

2700K
03.1241.DY
03.1241.DR

24° MEDIUM

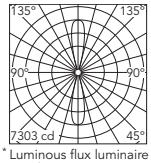

* Luminous flux luminaire 1159 lm

Beam Angle: 24°

h(m)	E(lx)	D(m)
1	7303	0.43
2	1826	0.86
3	811	1.29
4	456	1.72
5	292	2.16

3000K
03.1246.DY
03.1246.DR

24°

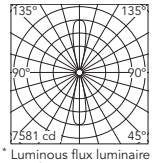

* Luminous flux luminaire 1203 lm

Beam Angle: 24°

h(m)	E(lx)	D(m)
1	7581	0.43
2	1895	0.86
3	842	1.29
4	474	1.72
5	303	2.16

2700K
03.1242.DY
03.1242.DR

34° FLOOD

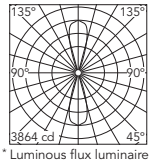

* Luminous flux luminaire 1165 lm

Beam Angle: 34°

h(m)	E(lx)	D(m)
1	3864	0.61
2	966	1.22
3	429	1.82
4	241	2.43
5	155	3.04

3000K
03.1247.DY
03.1247.DR

34°

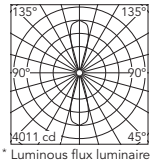

* Luminous flux luminaire 1209 lm

Beam Angle: 34°

h(m)	E(lx)	D(m)
1	4011	0.61
2	1003	1.22
3	446	1.82
4	251	2.43
5	160	3.04

2700K
03.1243.DY
03.1243.DR

45° WIDE FLOOD

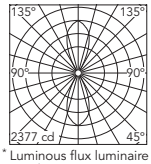

* Luminous flux luminaire 1154 lm

Beam Angle: 45°

h(m)	E(lx)	D(m)
1	2377	0.83
2	594	1.66
3	264	2.49
4	149	3.31
5	95	4.14

3000K
03.1248.DY
03.1248.DR

45°

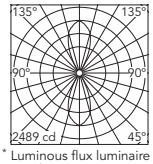

* Luminous flux luminaire 1209 lm

Beam Angle: 45°

h(m)	E(lx)	D(m)
1	2489	0.83
2	622	1.66
3	277	2.49
4	156	3.31
5	100	4.14

* Vorläufige Photometrien. Aktuelle Informationen finden Sie auf unserer Website / Preliminary photometries. Visit our website for updated information.

NEW

Zubehör / Accessories

No-Trim-Installierungsrahmen für Wandinstallierung.	No Trim installation frame for wall mounting.	 ø96	C1 Wall Small 08.0206.00
No-Trim-Installierungsrahmen für Wandinstallierung.	No Trim installation frame for wall mounting.	 ø96	C1 Wall Large 08.0205.00
No-Trim-Installierungsrahmen für Deckeninstallierung.	No Trim installation frame for ceiling mounting.	 ø96	C1 Ceiling Small 08.0208.00
No-Trim-Installierungsrahmen für Deckeninstallierung.	No Trim installation frame for ceiling mounting.	 ø96	C1 Ceiling Large 08.0207.00
Lackierter Aluminiumträger für Oberflächeninstallierung (Wand).	Coated aluminum mount for surface installation (wall).		C1 Wall Small ☐ 08.0209.DY ■ 08.0209.DR
Aluminiumträger für Oberflächeninstallierung (Wand).	Aluminum mount for surface installation (wall).		C1 Wall Large 08.0210.00
Lackierter Aluminiumträger für Oberflächeninstallierung (Decke).	Coated aluminum mount for surface installation (ceiling).		C1 Ceiling Small ☐ 08.0211.DY ■ 08.0211.DR
Lackierter Aluminiumträger für Oberflächeninstallierung (Decke).	Coated aluminum mount for surface installation (ceiling).		C1 Ceiling Large ☐ 08.0212.DY ■ 08.0212.DR

HOW TO ORDER C1

		SURFACE				RECESSED			
		SMALL		LARGE		SMALL		LARGE	
									
CEILING	Mono Spot								
WALL	Mono Spot 								
WALL	Double Spot 				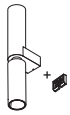				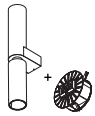

UT PRO SURFACE

DESIGNED BY FLOS ARCHITECTURAL

UT PRO SURFACE
150



LIGHT SOURCE
LED ARRAY
23,5W
2300 lm
3000K/CRI 80
1950 lm
3000K/CRI 90
2009 lm
4000K/CRI 90

UT PRO SURFACE
175



LIGHT SOURCE
LED ARRAY
35,3W
4145 lm
3000K/CRI 80
3425 lm
3000K/CRI 90
3569 lm
4000K/CRI 90

☐ 40 Weiss
40 White



■ 14 Schwarz
14 Black



Produktbeschreibung
Innenleuchte zur Installation auf der Oberfläche, erhältlich mit Hochleistungs-LED-Technologie Lichtquellen und Regler.
Der optische Leuchtenkörper sowie das Netzgerätgehäuse sind aus Aluminium Hochdruckguss mit Pulverbeschichtung in Weiß oder Schwarz gefertigt.
Zu den Leuchten gehören Netzanschlussgeräte im Leuchtenkörper.

Optisches System
Spot, Medium und Flood Optik erhältlich und besitzen einen hocheffizienten Reflektor aus Borosilikatglas.

Zubehör
Querabschirmung, elliptische Linse, Flood und Honeycomb Linse.

Zusatzinformationen
360° vertikale und 90° horizontale Drehung möglich. Einrastmechanismus für die horizontale Achse integriert.
Schutzgrad IP20.

Qualitätszeichen
Das Gerät entspricht der europäischen technischen Norm EN60598-1 und den entsprechenden Zusatzregelungen.

Description
Indoor luminaire for surface installation, available in high power, LED technology light sources and regulator included.
The optical housing of the luminaire, as well as the container of the power supply equipment, is manufactured in high-pressure injected aluminium, with white or black finishes.
The luminaires include a power supply unit in the luminaire's own body.

Optic System
Available with spot, medium and flood optics and a built-in high-efficiency borosilicate glass reflector.

Accessories
Shielding cylinder, elliptical lens, flood and honeycomb lens.

Additional Information
Possibility of 360° rotation in the vertical axis and 90° rotation in the horizontal axis. Blocking mechanism for horizontal axis integrated.
IP20 protection grade.

Compliance of Standards and Quality Marks
EN60598-1 European Technical Standards and any subsequent additions.

UT Pro Surface 150

Light Source: LED Array 23,5W - 2300 lm - 3000K/CRI 80 / 23,5W - 1950 lm - 3000K/CRI 90 / 23,5W - 2009 lm - 4000K/CRI 90



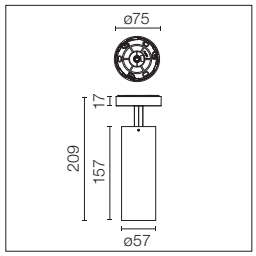

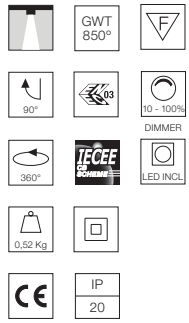

Projektor zur Installation auf der Oberfläche mit LED-Lichtquelle. Netzteil 120-277V und Potentiometer enthalten.

LED light source projector for surface installation. 120-277V power supply unit and potentiometer included.

3000K - CRI 80
On board dimmer
09.7290.40A
09.7290.14A

16° SPOT

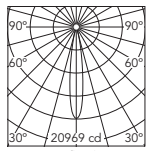

Luminous flux luminaire 2265 lm

Beam Angle:		16°
h(m)	E(lx)	D(m)
1	20969	0.28
2	5242	0.56
3	2330	0.84
4	1311	1.12
5	839	1.40

3000K - CRI 90
On board dimmer
09.7296.40A
09.7296.14A

16° SPOT

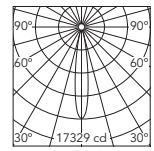

Luminous flux luminaire 1872 lm

Beam Angle:		16°
h(m)	E(lx)	D(m)
1	17329	0.28
2	4332	0.56
3	1925	0.84
4	1083	1.12
5	693	1.40

4000K - CRI 90
On board dimmer
09.7291.40A
09.7291.14A

16° SPOT

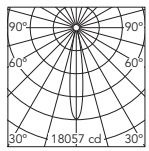

Luminous flux luminaire 1951 lm

Beam Angle:		16°
h(m)	E(lx)	D(m)
1	18057	0.28
2	4514	0.56
3	2006	0.84
4	1129	1.12
5	722	1.40

3000K - CRI 80
On board dimmer
09.7292.40A
09.7292.14A

28° MEDIUM

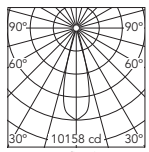

Luminous flux luminaire 2198 lm

Beam Angle:		28°
h(m)	E(lx)	D(m)
1	10158	0.50
2	2540	1.00
3	1129	1.50
4	635	2.00
5	406	2.50

3000K - CRI 90
On board dimmer
09.7297.40A
09.7297.14A

28° MEDIUM

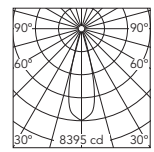

Luminous flux luminaire 1816 lm

Beam Angle:		28°
h(m)	E(lx)	D(m)
1	8395	0.50
2	2099	1.00
3	933	1.50
4	525	2.00
5	336	2.50

4000K - CRI 90
On board dimmer
09.7293.40A
09.7293.14A

28° MEDIUM

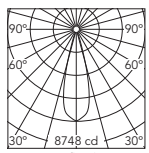

Luminous flux luminaire 1892 lm

Beam Angle:		28°
h(m)	E(lx)	D(m)
1	8748	0.50
2	2187	1.00
3	972	1.50
4	547	2.00
5	350	2.50

3000K - CRI 80
On board dimmer
09.7294.40A
09.7294.14A

40° FLOOD

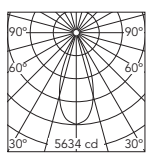

Luminous flux luminaire 2224 lm

Beam Angle:		40°
h(m)	E(lx)	D(m)
1	5634	0.73
2	1408	1.46
3	626	2.18
4	352	2.91
5	225	3.64

3000K - CRI 90
On board dimmer
09.7298.40A
09.7298.14A

40° FLOOD

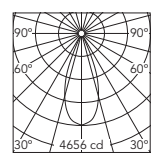

Luminous flux luminaire 1838 lm

Beam Angle:		40°
h(m)	E(lx)	D(m)
1	4656	0.73
2	1164	1.46
3	517	2.18
4	291	2.91
5	186	3.64

4000K - CRI 90
On board dimmer
09.7295.40A
09.7295.14A

40° FLOOD

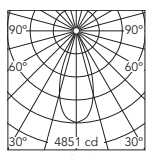

Luminous flux luminaire 1915 lm

Beam Angle:		40°
h(m)	E(lx)	D(m)
1	4851	0.73
2	1213	1.46
3	539	2.18
4	303	2.91
5	194	3.64

UT Pro Surface 175

Light Source: LED Array 35,3W - 3950 lm - 3000K/CRI 80 / 35,3W - 3250 lm - 3000K/CRI 90 / 35,3W - 3400 lm - 4000K/CRI 90



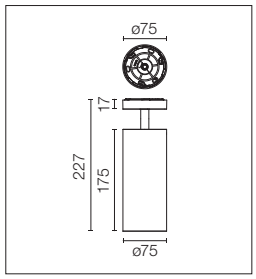

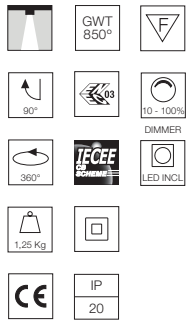

Projektor zur Installation auf der Oberfläche mit LED-Lichtquelle. Netzteil 120-277V und Potentiometer enthalten.

LED light source projector for surface installation. 120-277V power supply unit and potentiometer included.

3000K - CRI 80
On board dimmer
09.7320.40
09.7320.14

12° SPOT

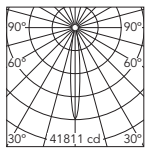

Luminous flux luminaire 3664 lm

Beam Angle:	12°	
h(m)	E(lx)	D(m)
1	41811	0.21
2	10453	0.41
3	4646	0.62
4	2613	0.83
5	1672	1.03

3000K - CRI 90
On board dimmer
09.7321.40
09.7321.14

12° SPOT

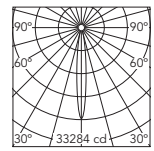

Luminous flux luminaire 2916 lm

Beam Angle:	12°	
h(m)	E(lx)	D(m)
1	33284	0.21
2	8321	0.41
3	3698	0.62
4	2080	0.83
5	1331	1.03

4000K - CRI 90
On board dimmer
09.7322.40
09.7322.14

12° SPOT

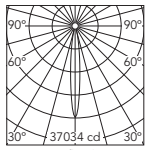

Luminous flux luminaire 3245 lm

Beam Angle:	12°	
h(m)	E(lx)	D(m)
1	37034	0.21
2	9258	0.41
3	4115	0.62
4	2315	0.83
5	1481	1.03

3000K - CRI 80
On board dimmer
09.7323.40
09.7323.14

25° MEDIUM

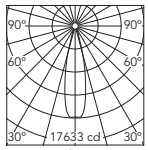

Luminous flux luminaire 3637 lm

Beam Angle:	25°	
h(m)	E(lx)	D(m)
1	17633	0.44
2	4408	0.88
3	1959	1.32
4	1102	1.76
5	705	2.20

3000K - CRI 90
On board dimmer
09.7324.40
09.7324.14

25° MEDIUM

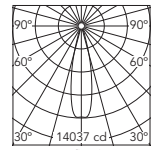

Luminous flux luminaire 2895 lm

Beam Angle:	25°	
h(m)	E(lx)	D(m)
1	14037	0.44
2	3509	0.88
3	1560	1.32
4	877	1.76
5	561	2.20

4000K - CRI 90
On board dimmer
09.7325.40
09.7325.14

25° MEDIUM

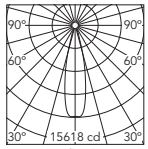

Luminous flux luminaire 3221 lm

Beam Angle:	25°	
h(m)	E(lx)	D(m)
1	15618	0.44
2	3904	0.88
3	1735	1.32
4	976	1.76
5	625	2.20

3000K - CRI 80
On board dimmer
09.7326.40
09.7326.14

37° FLOOD

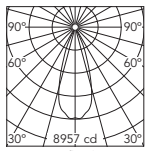

Luminous flux luminaire 3321 lm

Beam Angle:	37°	
h(m)	E(lx)	D(m)
1	8957	0.66
2	2239	1.32
3	995	1.98
4	560	2.65
5	358	3.31

3000K - CRI 90
On board dimmer
09.7327.40
09.7327.14

37° FLOOD

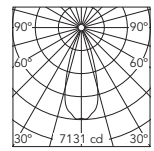

Luminous flux luminaire 2644 lm

Beam Angle:	37°	
h(m)	E(lx)	D(m)
1	7131	0.66
2	1783	1.32
3	792	1.98
4	446	2.65
5	285	3.31

4000K - CRI 90
On board dimmer
09.7328.40
09.7328.14

37° FLOOD

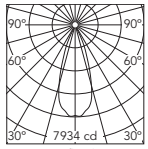

Luminous flux luminaire 2941 lm

Beam Angle:	37°	
h(m)	E(lx)	D(m)
1	7934	0.66
2	1983	1.32
3	882	1.98
4	496	2.65
5	317	3.31

Zubehör / Accessories

Querabschirmung, Linsen und Honeycomb können ohne Befestigungszubehör direkt in den Leuchtenkopf eingesetzt werden. Honeycomb + Linse können gleichzeitig verwendet werden.

Screening crosspiece, lenses and honeycomb directly installable on the head of the luminaire without needing any fastening accessory. Installation compatible with honeycomb + lense at the same time.

Querabschirmung.	Screening crosspiece.		UT Pro Surface 150 08.8429.00 UT Pro Surface 175 08.9108.00
Elliptische linse.	Elliptical lens.		UT Pro Surface 150 08.8431.00 UT Pro Surface 175 08.9109.00
Floodlinse.	Flood lens.		UT Pro Surface 150 08.8432.00 UT Pro Surface 175 08.9110.00
Honeycomb.	Honeycomb.		UT Pro Surface 150 08.8428.00 UT Pro Surface 175 08.9107.00
Konische Abschirmung.	Snoot shielding cone.		UT Pro Surface 150 08.0526.00 UT Pro Surface 175 08.9111.00

KAP SURFACE / SUSPENSION

DESIGNED BY FLOS ARCHITECTURAL

CEILING
Ø80 ROUND



CEILING
80 SQUARE



LIGHT SOURCE
LED ARRAY
9,2W
935 lm
2700K/CRI 90
974 lm
3000K/CRI 90

CEILING
Ø100



WALL
Ø100



SUSPENSION
Ø100



LIGHT SOURCE
POWER LED
9W
1000 lm
3000K/CRI 80

Außen / Outside

- ☐ B1 Weiss / B1 White
- ■ 14 Schwarz / 14 Black
- ■ 18 Deep Brown / 18 Deep Brown

Innen / Inside

- ☐ Weiss / White
- ■ Mattgold / Matt Gold
- ■ Kupfer / Copper
- ■ Schwarz / Black

Kap 80
Round / Square



Außen / Outside

- ☐ 11 Weiss / 11 White
- ■ AS Gebürstetes Aluminium / AS Brushed Aluminium
- ■ AN Schwarz / AN Black
- ■ B3 Braun / B3 Brown

Innen / Inside

- ☐ Weiss / White
- ■ Mattgold / Matt Gold
- ■ Blau / Blue
- ■ Schwarz / Black

Kap Ø100



Produktbeschreibung
Leuchten Produktlinie mit direkter Beleuchtung oder mit direkter und indirekter Beleuchtung je nach Version zur Installation an Decken, Wänden oder hängend. Die Ø80 Version gibt es in der Ausführung mit runden und quadratischen Leuchtmodulen.
Die Haupteinheit der Leuchte besteht aus extrudiertem Aluminium.
Die Kap 80 Surface ist in drei externen Ausführungen (weiß, schwarz und deep brown) und vier internen Ausführungen (weiß, matt gold, kupfer und schwarz) erhältlich.
Die anderen Versionen sind in vier externen Ausführungen (weiß, poliertes Aluminium, schwarz und braun) und vier internen Ausführungen (weiß, matt gold, blau und schwarz) erhältlich.

Reflektoren
Die Ø100 Version besitzt einen Innenstrahler aus farbigem Polycarbonat und die Ø80 Version einen Strahler aus farbigem Aluminium. Zudem besitzen beide Ausführungen eine Licht streuende Linse aus weißem Polycarbonat für eine gleichmäßige Ausleuchtung.
Die Ausführungen als Halogenleuchte besitzen einen Strahler aus farbigem Aluminium und einen Diffusor aus sandgestrahltem Glas.

Betriebsgerät
Elektronischer Transformator eingebaut.

Zusatzinformationen
Schutzgrad IP20.
Schutzklasse I.
Auf normal entflammbaren Oberflächen einsetzbar.

Qualitätszeichen
Das Gerät entspricht der europäischen technischen Norm EN60598-1 und den entsprechenden Zusatzregelungen.

Description
Family of luminaires with direct or indirect lighting depending on the version, to be installed on ceilings, walls or suspended. Version Ø80 comes with round or square lighting modules.
The main body of the luminaire is made of extruded aluminum.
Kap 80 Surface version is available in three external finishes (black, white and deep brown) and four internal finishes (white, matt gold, copper and black).
The other versions are available in four external finishes (white, polished aluminium, black and brown) and four internal finishes (white, matt gold, blue and black).

Reflectors
Version Ø100 has an internal reflector in painted polycarbonate in its internal part, while version Ø80 has a reflector in painted aluminum. Furthermore, both versions incorporate a diffusing lens in opal polycarbonate to ensure uniform light distribution.
Versions for halogen lamps have a reflector in painted aluminium and glass diffuser made of sand-blasted glass.

Power Supply
Electronic transformer incorporated.

Additional Information
IP20 protection grade.
Insulation class I.
Suitable for installation on normally inflammable surfaces.

Standard Compliance and Quality Marks
EN60598-1 European Technical Standards and any subsequent additions.

Kap 80 Surface Ceiling Round - Optic Spot / Optic Medium

Light Source: LED Array 9,2W - 935 lm - 2700K/CRI 90 / 9,2W - 974 lm - 3000K/CRI 90



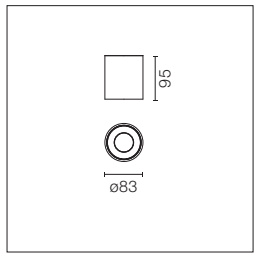

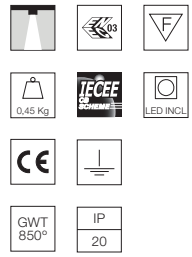

LED Einbauleuchte. Stromversorgung in den Leuchtkörper integriert. Non dimmable 110/240V - Main&Dali/Push dimmable 220/240V.

E= Außenfarbe
I= Innenfarbe

Luminaire for mounting on the ceiling with LED light source. Power source incorporated into luminaire body. Non dimmable 110/240V - Main&Dali/Push dimmable 220/240V.

E= External Finish
I= Internal Finish

Optic Spot 2700K

E I

Non Dimmable
03.6020.B1
03.6020.14
03.6020.18
Mains Dimming
03.5920.B1
03.5920.14
03.5920.18
Dali/Push Version
03.6020.B1.DA
03.6020.14.DA
03.6020.18.DA

19° SPOT

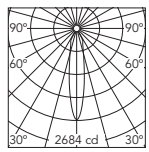

Luminous flux luminaire
710 lm (EXTREME CUT OFF)

Beam Angle: 19°

h(m)	E(lx)	D(m)
1	2684	0.34
2	671	0.68
3	298	1.02
4	168	1.36
5	107	1.70

Non Dimmable
03.6021.B1
03.6021.14
03.6021.18
Mains Dimming
03.5921.B1
03.5921.14
03.5921.18
Dali/Push Version
03.6021.B1.DA
03.6021.14.DA
03.6021.18.DA

19° SPOT

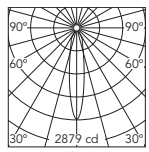

Luminous flux luminaire
684 lm (EXTREME CUT OFF)

Beam Angle: 19°

h(m)	E(lx)	D(m)
1	2879	0.33
2	720	0.67
3	320	1.00
4	180	1.33
5	115	1.66

Non Dimmable
03.6022.B1
03.6022.14
03.6022.18
Mains Dimming
03.5922.B1
03.5922.14
03.5922.18
Dali/Push Version
03.6022.B1.DA
03.6022.14.DA
03.6022.18.DA

22° SPOT

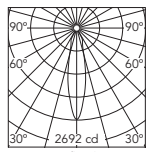

Luminous flux luminaire
676 lm (EXTREME CUT OFF)

Beam Angle: 22°

h(m)	E(lx)	D(m)
1	2692	0.40
2	673	0.79
3	299	1.19
4	168	1.58
5	108	1.98

Non Dimmable
03.6023.B1
03.6023.14
03.6023.18
Mains Dimming
03.5923.B1
03.5923.14
03.5923.18
Dali/Push Version
03.6023.B1.DA
03.6023.14.DA
03.6023.18.DA

19° SPOT

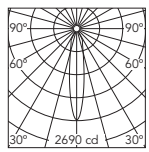

Luminous flux luminaire
628 lm (EXTREME CUT OFF)

Beam Angle: 19°

h(m)	E(lx)	D(m)
1	2690	0.33
2	673	0.66
3	299	0.99
4	168	1.31
5	108	1.64

Optic Spot 3000K

E I

Non Dimmable
03.6024.B1
03.6024.14
03.6024.18
Mains Dimming
03.5924.B1
03.5924.14
03.5924.18
Dali/Push Version
03.6024.B1.DA
03.6024.14.DA
03.6024.18.DA

19° SPOT

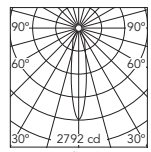

Luminous flux luminaire
739 lm (EXTREME CUT OFF)

Beam Angle: 19°

h(m)	E(lx)	D(m)
1	2792	0.34
2	698	0.68
3	310	1.02
4	175	1.36
5	112	1.70

Non Dimmable
03.6025.B1
03.6025.14
03.6025.18
Mains Dimming
03.5925.B1
03.5925.14
03.5925.18
Dali/Push Version
03.6025.B1.DA
03.6025.14.DA
03.6025.18.DA

19° SPOT

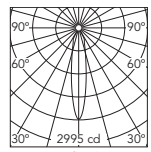

Luminous flux luminaire
712 lm (EXTREME CUT OFF)

Beam Angle: 19°

h(m)	E(lx)	D(m)
1	2995	0.33
2	749	0.67
3	333	1.00
4	187	1.33
5	120	1.66

Non Dimmable
03.6026.B1
03.6026.14
03.6026.18
Mains Dimming
03.5926.B1
03.5926.14
03.5926.18
Dali/Push Version
03.6026.B1.DA
03.6026.14.DA
03.6026.18.DA

22° SPOT

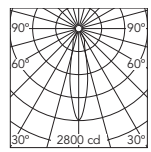

Luminous flux luminaire
703 lm (EXTREME CUT OFF)

Beam Angle: 22°

h(m)	E(lx)	D(m)
1	2800	0.40
2	700	0.79
3	311	1.19
4	175	1.58
5	112	1.98

Non Dimmable
03.6027.B1
03.6027.14
03.6027.18
Mains Dimming
03.5927.B1
03.5927.14
03.5927.18
Dali/Push Version
03.6027.B1.DA
03.6027.14.DA
03.6027.18.DA

19° SPOT

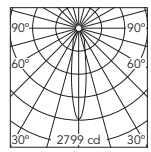

Luminous flux luminaire
654 lm (EXTREME CUT OFF)

Beam Angle: 19°

h(m)	E(lx)	D(m)
1	2799	0.33
2	700	0.66
3	311	0.99
4	175	1.31
5	112	1.64

Optic Medium 2700K

E I Non Dimmable
03.6000.B1
03.6000.14
03.6000.18
Mains Dimming
03.5900.B1
03.5900.14
03.5900.18
Dali/Push Version
03.6000.B1.DA
03.6000.14.DA
03.6000.18.DA

26° MEDIUM

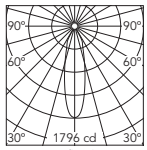

Luminous flux luminaire
606 lm (EXTREME CUT OFF)

Beam Angle: 26°

h(m)	E(lx)	D(m)
1	1796	0.46
2	449	0.92
3	200	1.39
4	112	1.85
5	72	2.31

Non Dimmable
03.6001.B1
03.6001.14
03.6001.18
Mains Dimming
03.5901.B1
03.5901.14
03.5901.18
Dali/Push Version
03.6001.B1.DA
03.6001.14.DA
03.6001.18.DA

26° MEDIUM

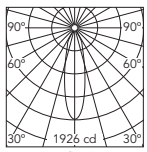

Luminous flux luminaire
594 lm (EXTREME CUT OFF)

Beam Angle: 26°

h(m)	E(lx)	D(m)
1	1926	0.46
2	481	0.92
3	214	1.38
4	120	1.84
5	77	2.30

Non Dimmable
03.6002.B1
03.6002.14
03.6002.18
Mains Dimming
03.5902.B1
03.5902.14
03.5902.18
Dali/Push Version
03.6002.B1.DA
03.6002.14.DA
03.6002.18.DA

29° MEDIUM

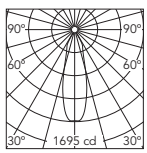

Luminous flux luminaire
572 lm (EXTREME CUT OFF)

Beam Angle: 29°

h(m)	E(lx)	D(m)
1	1695	0.51
2	424	1.03
3	188	1.54
4	106	2.05
5	68	2.57

Non Dimmable
03.6003.B1
03.6003.14
03.6003.18
Mains Dimming
03.5903.B1
03.5903.14
03.5903.18
Dali/Push Version
03.6003.B1.DA
03.6003.14.DA
03.6003.18.DA

25° MEDIUM

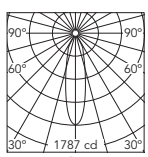

Luminous flux luminaire
541 lm (EXTREME CUT OFF)

Beam Angle: 25°

h(m)	E(lx)	D(m)
1	1787	0.45
2	447	0.89
3	199	1.34
4	112	1.79
5	71	2.23

Optic Medium 3000K

E I Non Dimmable
03.6004.B1
03.6004.14
03.6004.18
Mains Dimming
03.5904.B1
03.5904.14
03.5904.18
Dali/Push Version
03.6004.B1.DA
03.6004.14.DA
03.6004.18.DA

26° MEDIUM

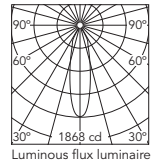

Luminous flux luminaire
630 lm (EXTREME CUT OFF)

Beam Angle: 26°

h(m)	E(lx)	D(m)
1	1868	0.46
2	467	0.92
3	208	1.39
4	117	1.85
5	75	2.31

Non Dimmable
03.6005.B1
03.6005.14
03.6005.18
Mains Dimming
03.5905.B1
03.5905.14
03.5905.18
Dali/Push Version
03.6005.B1.DA
03.6005.14.DA
03.6005.18.DA

26° MEDIUM

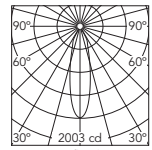

Luminous flux luminaire
618 lm (EXTREME CUT OFF)

Beam Angle: 26°

h(m)	E(lx)	D(m)
1	2003	0.46
2	501	0.92
3	223	1.38
4	125	1.84
5	80	2.30

Non Dimmable
03.6006.B1
03.6006.14
03.6006.18
Mains Dimming
03.5906.B1
03.5906.14
03.5906.18
Dali/Push Version
03.6006.B1.DA
03.6006.14.DA
03.6006.18.DA

29° MEDIUM

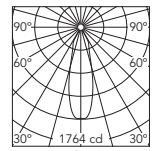

Luminous flux luminaire
595 lm (EXTREME CUT OFF)

Beam Angle: 29°

h(m)	E(lx)	D(m)
1	1764	0.51
2	441	1.03
3	196	1.54
4	110	2.05
5	71	2.57

Non Dimmable
03.6007.B1
03.6007.14
03.6007.18
Mains Dimming
03.5907.B1
03.5907.14
03.5907.18
Dali/Push Version
03.6007.B1.DA
03.6007.14.DA
03.6007.18.DA

25° MEDIUM

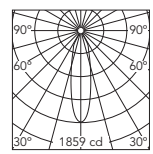

Luminous flux luminaire
563 lm (EXTREME CUT OFF)

Beam Angle: 25°

h(m)	E(lx)	D(m)
1	1859	0.45
2	465	0.89
3	207	1.34
4	116	1.79
5	74	2.23

Kap 80 Surface Ceiling Round - Optic Flood

Light Source: LED Array 9,2W - 935 lm - 2700K/CRI 90 / 9,2W - 974 lm - 3000K/CRI 90



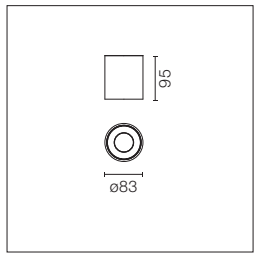

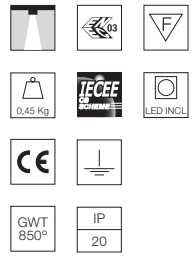

LED Einbauleuchte. Stromversorgung in den Leuchtkörper integriert. Non dimmable 110/240V - Main&Dali/Push dimmable 220/240V.

E= Außenfarbe
I= Innenfarbe

Luminaire for mounting on the ceiling with LED light source. Power source incorporated into luminaire body. Non dimmable 110/240V - Main&Dali/Push dimmable 220/240V.

E= External Finish
I= Internal Finish

Optic Flood 2700K

E I

Non Dimmable
03.6040.B1
03.6040.14
03.6040.18

Mains Dimming
03.5940.B1
03.5940.14
03.5940.18

Dali/Push Version
03.6040.B1.DA
03.6040.14.DA
03.6040.18.DA

50° FLOOD

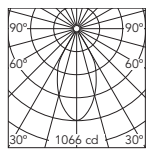

Luminous flux luminaire
688 lm (EXTREME CUT OFF)

Beam Angle: 50°

h(m)	E(lx)	D(m)
1	1066	0.93
2	266	1.86
3	118	2.79
4	67	3.72
5	43	4.65

Non Dimmable
03.6041.B1
03.6041.14
03.6041.18

Mains Dimming
03.5941.B1
03.5941.14
03.5941.18

Dali/Push Version
03.6041.B1.DA
03.6041.14.DA
03.6041.18.DA

45° FLOOD

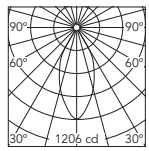

Luminous flux luminaire
660 lm (EXTREME CUT OFF)

Beam Angle: 45°

h(m)	E(lx)	D(m)
1	1206	0.83
2	302	1.66
3	134	2.48
4	75	3.31
5	48	4.14

Non Dimmable
03.6042.B1
03.6042.14
03.6042.18

Mains Dimming
03.5942.B1
03.5942.14
03.5942.18

Dali/Push Version
03.6042.B1.DA
03.6042.14.DA
03.6042.18.DA

45° FLOOD

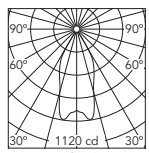

Luminous flux luminaire
649 lm (EXTREME CUT OFF)

Beam Angle: 45°

h(m)	E(lx)	D(m)
1	1120	0.83
2	280	1.66
3	124	2.49
4	70	3.32
5	45	4.14

Non Dimmable
03.6043.B1
03.6043.14
03.6043.18

Mains Dimming
03.5943.B1
03.5943.14
03.5943.18

Dali/Push Version
03.6043.B1.DA
03.6043.14.DA
03.6043.18.DA

50° FLOOD

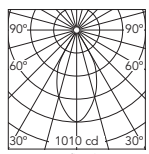

Luminous flux luminaire
599 lm (EXTREME CUT OFF)

Beam Angle: 50°

h(m)	E(lx)	D(m)
1	1010	0.94
2	252	1.89
3	112	2.83
4	63	3.77
5	40	4.72

Optic Flood 3000K

E I

Non Dimmable
03.6044.B1
03.6044.14
03.6044.18

Mains Dimming
03.5944.B1
03.5944.14
03.5944.18

Dali/Push Version
03.6044.B1.DA
03.6044.14.DA
03.6044.18.DA

50° FLOOD

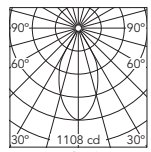

Luminous flux luminaire
715 lm (EXTREME CUT OFF)

Beam Angle: 50°

h(m)	E(lx)	D(m)
1	1108	0.93
2	277	1.86
3	123	2.79
4	69	3.72
5	44	4.65

Non Dimmable
03.6045.B1
03.6045.14
03.6045.18

Mains Dimming
03.5945.B1
03.5945.14
03.5945.18

Dali/Push Version
03.6045.B1.DA
03.6045.14.DA
03.6045.18.DA

45° FLOOD

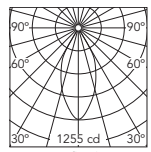

Luminous flux luminaire
687 lm (EXTREME CUT OFF)

Beam Angle: 45°

h(m)	E(lx)	D(m)
1	1255	0.83
2	314	1.66
3	139	2.48
4	78	3.31
5	50	4.14

Non Dimmable
03.6046.B1
03.6046.14
03.6046.18

Mains Dimming
03.5946.B1
03.5946.14
03.5946.18

Dali/Push Version
03.6046.B1.DA
03.6046.14.DA
03.6046.18.DA

45° FLOOD

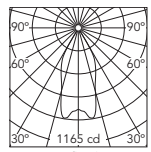

Luminous flux luminaire
676 lm (EXTREME CUT OFF)

Beam Angle: 45°

h(m)	E(lx)	D(m)
1	1165	0.83
2	291	1.66
3	129	2.49
4	73	3.32
5	47	4.14

Non Dimmable
03.6047.B1
03.6047.14
03.6047.18

Mains Dimming
03.5947.B1
03.5947.14
03.5947.18

Dali/Push Version
03.6047.B1.DA
03.6047.14.DA
03.6047.18.DA

50° FLOOD

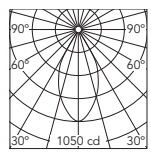

Luminous flux luminaire
623 lm (EXTREME CUT OFF)

Beam Angle: 50°

h(m)	E(lx)	D(m)
1	1050	0.94
2	263	1.89
3	117	2.83
4	66	3.77
5	42	4.72

Kap 80 Surface Ceiling Square - Optic Spot

Light Source: LED Array 9,2W - 935 lm - 2700K/CRI 90 / 9,2W - 974 lm - 3000K/CRI 90



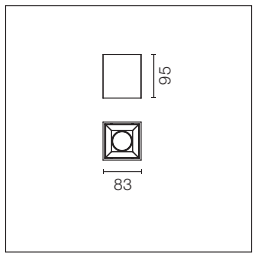

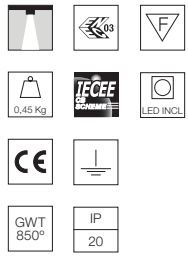

LED Einbauleuchte. Stromversorgung in den Leuchtkörper integriert. Non dimmable 110/240V - Main&Dali/Push dimmable 220/240V.

E= Außenfarbe
I= Innenfarbe

Luminaire for mounting on the ceiling with LED light source. Power source incorporated into luminaire body. Non dimmable 110/240V - Main&Dali/Push dimmable 220/240V.

E= External Finish
I= Internal Finish

Optic Spot 2700K

E I Non Dimmable
03.6030.B1
03.6030.14
03.6030.18
Mains Dimming
03.5930.B1
03.5930.14
03.5930.18
Dali/Push Version
03.6030.B1.DA
03.6030.14.DA
03.6030.18.DA

18° SPOT

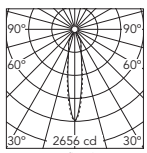

Luminous flux luminaire
741 lm (EXTREME CUT OFF)

Beam Angle:		18°
h(m)	E(lx)	D(m)
1	2656	0.31
2	664	0.62
3	295	0.94
4	166	1.25
5	106	1.56

Non Dimmable
03.6031.B1
03.6031.14
03.6031.18
Mains Dimming
03.5931.B1
03.5931.14
03.5931.18
Dali/Push Version
03.6031.B1.DA
03.6031.14.DA
03.6031.18.DA

18° SPOT

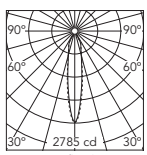

Luminous flux luminaire
732 lm (EXTREME CUT OFF)

Beam Angle:		18°
h(m)	E(lx)	D(m)
1	2785	0.31
2	696	0.63
3	309	0.94
4	174	1.26
5	111	1.57

Non Dimmable
03.6032.B1
03.6032.14
03.6032.18
Mains Dimming
03.5932.B1
03.5932.14
03.5932.18
Dali/Push Version
03.6032.B1.DA
03.6032.14.DA
03.6032.18.DA

18° SPOT

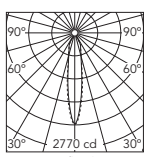

Luminous flux luminaire
710 lm (EXTREME CUT OFF)

Beam Angle:		18°
h(m)	E(lx)	D(m)
1	2770	0.31
2	693	0.62
3	308	0.94
4	173	1.25
5	111	1.56

Non Dimmable
03.6033.B1
03.6033.14
03.6033.18
Mains Dimming
03.5933.B1
03.5933.14
03.5933.18
Dali/Push Version
03.6033.B1.DA
03.6033.14.DA
03.6033.18.DA

17° SPOT

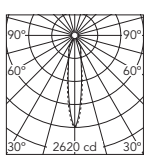

Luminous flux luminaire
669 lm (EXTREME CUT OFF)

Beam Angle:		17°
h(m)	E(lx)	D(m)
1	2620	0.30
2	655	0.60
3	291	0.90
4	164	1.20
5	105	1.50

Optic Spot 3000K

E I Non Dimmable
03.6034.B1
03.6034.14
03.6034.18
Mains Dimming
03.5934.B1
03.5934.14
03.5934.18
Dali/Push Version
03.6034.B1.DA
03.6034.14.DA
03.6034.18.DA

18° SPOT

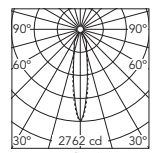

Luminous flux luminaire
771 lm (EXTREME CUT OFF)

Beam Angle:		18°
h(m)	E(lx)	D(m)
1	2762	0.31
2	691	0.62
3	307	0.94
4	173	1.25
5	110	1.56

Non Dimmable
03.6035.B1
03.6035.14
03.6035.18
Mains Dimming
03.5935.B1
03.5935.14
03.5935.18
Dali/Push Version
03.6035.B1.DA
03.6035.14.DA
03.6035.18.DA

18° SPOT

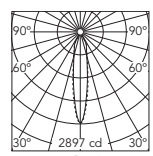

Luminous flux luminaire
762 lm (EXTREME CUT OFF)

Beam Angle:		18°
h(m)	E(lx)	D(m)
1	2897	0.31
2	724	0.63
3	322	0.94
4	181	1.26
5	116	1.57

Non Dimmable
03.6036.B1
03.6036.14
03.6036.18
Mains Dimming
03.5936.B1
03.5936.14
03.5936.18
Dali/Push Version
03.6036.B1.DA
03.6036.14.DA
03.6036.18.DA

18° SPOT

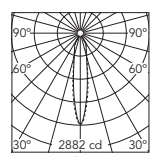

Luminous flux luminaire
739 lm (EXTREME CUT OFF)

Beam Angle:		18°
h(m)	E(lx)	D(m)
1	2882	0.31
2	720	0.62
3	320	0.94
4	180	1.25
5	115	1.56

Non Dimmable
03.6037.B1
03.6037.14
03.6037.18
Mains Dimming
03.5937.B1
03.5937.14
03.5937.18
Dali/Push Version
03.6037.B1.DA
03.6037.14.DA
03.6037.18.DA

17° SPOT

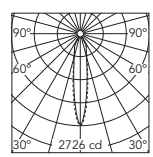

Luminous flux luminaire
696 lm (EXTREME CUT OFF)

Beam Angle:		17°
h(m)	E(lx)	D(m)
1	2726	0.30
2	681	0.60
3	303	0.90
4	170	1.20
5	109	1.50

Kap 80 Surface Ceiling Square - Optic Medium / Optic Flood

Light Source: LED Array 9,2W - 935 lm - 2700K/CRI 90 / 9,2W - 974 lm - 3000K/CRI 90



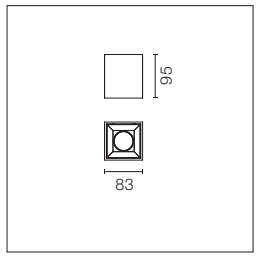



LED Einbauleuchte. Stromversorgung in den Leuchtkörper integriert. Non dimmable 110/240V - Main&Dali/Push dimmable 220/240V.

E= Außenfarbe
I= Innenfarbe

Luminaire for mounting on the ceiling with LED light source. Power source incorporated into luminaire body. Non dimmable 110/240V - Main&Dali/Push dimmable 220/240V.

E= External Finish
I= Internal Finish

Optic Medium 2700K

E I Non Dimmable
03.6010.B1
03.6010.14
03.6010.18
Mains Dimming
03.5910.B1
03.5910.14
03.5910.18
Dali/Push Version
03.6010.B1.DA
03.6010.14.DA
03.6010.18.DA

25° MEDIUM

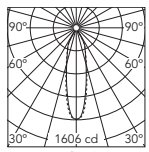

Luminous flux luminaire 615 lm (EXTREME CUT OFF)

Beam Angle: 25°

h(m)	E(lx)	D(m)
1	1606	0.45
2	401	0.90
3	178	1.34
4	100	1.79
5	64	2.24

Non Dimmable
03.6011.B1
03.6011.14
03.6011.18
Mains Dimming
03.5911.B1
03.5911.14
03.5911.18
Dali/Push Version
03.6011.B1.DA
03.6011.14.DA
03.6011.18.DA

25° MEDIUM

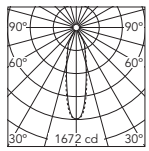

Luminous flux luminaire 600 lm (EXTREME CUT OFF)

Beam Angle: 25°

h(m)	E(lx)	D(m)
1	1672	0.45
2	418	0.90
3	186	1.34
4	104	1.79
5	67	2.24

Non Dimmable
03.6012.B1
03.6012.14
03.6012.18
Mains Dimming
03.5912.B1
03.5912.14
03.5912.18
Dali/Push Version
03.6012.B1.DA
03.6012.14.DA
03.6012.18.DA

26° MEDIUM

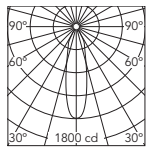

Luminous flux luminaire 639 lm (EXTREME CUT OFF)

Beam Angle: 26°

h(m)	E(lx)	D(m)
1	1800	0.46
2	450	0.93
3	200	1.39
4	112	1.86
5	72	2.32

Non Dimmable
03.6013.B1
03.6013.14
03.6013.18
Mains Dimming
03.5913.B1
03.5913.14
03.5913.18
Dali/Push Version
03.6013.B1.DA
03.6013.14.DA
03.6013.18.DA

25° MEDIUM

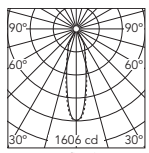

Luminous flux luminaire 559 lm (EXTREME CUT OFF)

Beam Angle: 25°

h(m)	E(lx)	D(m)
1	1606	0.44
2	402	0.88
3	178	1.32
4	100	1.76
5	64	2.20

Optic Medium 3000K

E I Non Dimmable
03.6014.B1
03.6014.14
03.6014.18
Mains Dimming
03.5914.B1
03.5914.14
03.5914.18
Dali/Push Version
03.6014.B1.DA
03.6014.14.DA
03.6014.18.DA

25° MEDIUM

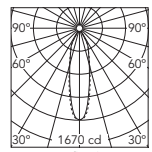

Luminous flux luminaire 640 lm (EXTREME CUT OFF)

Beam Angle: 25°

h(m)	E(lx)	D(m)
1	1670	0.45
2	418	0.90
3	186	1.34
4	104	1.79
5	67	2.24

Non Dimmable
03.6015.B1
03.6015.14
03.6015.18
Mains Dimming
03.5915.B1
03.5915.14
03.5915.18
Dali/Push Version
03.6015.B1.DA
03.6015.14.DA
03.6015.18.DA

25° MEDIUM

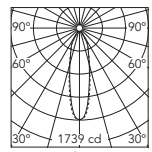

Luminous flux luminaire 624 lm (EXTREME CUT OFF)

Beam Angle: 25°

h(m)	E(lx)	D(m)
1	1739	0.45
2	435	0.90
3	193	1.34
4	109	1.79
5	70	2.24

Non Dimmable
03.6016.B1
03.6016.14
03.6016.18
Mains Dimming
03.5916.B1
03.5916.14
03.5916.18
Dali/Push Version
03.6016.B1.DA
03.6016.14.DA
03.6016.18.DA

26° MEDIUM

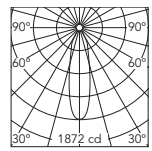

Luminous flux luminaire 665 lm (EXTREME CUT OFF)

Beam Angle: 26°

h(m)	E(lx)	D(m)
1	1872	0.46
2	468	0.93
3	208	1.39
4	117	1.86
5	75	2.32

Non Dimmable
03.6017.B1
03.6017.14
03.6017.18
Mains Dimming
03.5917.B1
03.5917.14
03.5917.18
Dali/Push Version
03.6017.B1.DA
03.6017.14.DA
03.6017.18.DA

25° MEDIUM

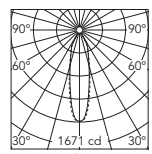

Luminous flux luminaire 582 lm (EXTREME CUT OFF)

Beam Angle: 25°

h(m)	E(lx)	D(m)
1	1671	0.44
2	418	0.88
3	186	1.32
4	104	1.76
5	67	2.20

Optic Flood 2700K

E I

Non Dimmable
03.6050.B1
03.6050.14
03.6050.18

Mains Dimming
03.5950.B1
03.5950.14
03.5950.18

Dali/Push Version
03.6050.B1.DA
03.6050.14.DA
03.6050.18.DA

55° FLOOD

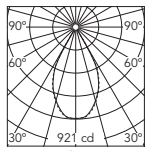

Luminous flux luminaire
723 lm (EXTREME CUT OFF)

Beam Angle: 55°

h(m)	E(lx)	D(m)
1	921	1.03
2	230	2.07
3	102	3.10
4	58	4.14
5	37	5.17

Non Dimmable
03.6051.B1
03.6051.14
03.6051.18

Mains Dimming
03.5951.B1
03.5951.14
03.5951.18

Dali/Push Version
03.6051.B1.DA
03.6051.14.DA
03.6051.18.DA

53° FLOOD

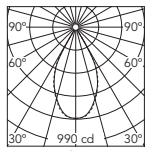

Luminous flux luminaire
704 lm (EXTREME CUT OFF)

Beam Angle: 53°

h(m)	E(lx)	D(m)
1	990	1.00
2	248	2.00
3	110	3.00
4	62	4.00
5	40	5.01

Non Dimmable
03.6052.B1
03.6052.14
03.6052.18

Mains Dimming
03.5952.B1
03.5952.14
03.5952.18

Dali/Push Version
03.6052.B1.DA
03.6052.14.DA
03.6052.18.DA

52° FLOOD

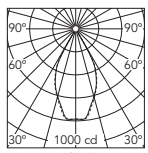

Luminous flux luminaire
685 lm (EXTREME CUT OFF)

Beam Angle: 52°

h(m)	E(lx)	D(m)
1	1000	0.97
2	250	1.93
3	111	2.90
4	63	3.87
5	40	4.84

Non Dimmable
03.6053.B1
03.6053.14
03.6053.18

Mains Dimming
03.5953.B1
03.5953.14
03.5953.18

Dali/Push Version
03.6053.B1.DA
03.6053.14.DA
03.6053.18.DA

55° FLOOD

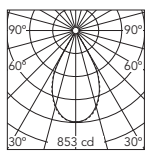

Luminous flux luminaire
640 lm (EXTREME CUT OFF)

Beam Angle: 55°

h(m)	E(lx)	D(m)
1	853	1.05
2	213	2.10
3	95	3.16
4	53	4.21
5	34	5.26

Optic Flood 3000K

E I

Non Dimmable
03.6054.B1
03.6054.14
03.6054.18

Mains Dimming
03.5954.B1
03.5954.14
03.5954.18

Dali/Push Version
03.6054.B1.DA
03.6054.14.DA
03.6054.18.DA

55° FLOOD

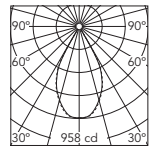

Luminous flux luminaire
752 lm (EXTREME CUT OFF)

Beam Angle: 55°

h(m)	E(lx)	D(m)
1	958	1.03
2	240	2.07
3	106	3.10
4	60	4.14
5	38	5.17

Non Dimmable
03.6055.B1
03.6055.14
03.6055.18

Mains Dimming
03.5955.B1
03.5955.14
03.5955.18

Dali/Push Version
03.6055.B1.DA
03.6055.14.DA
03.6055.18.DA

53° FLOOD

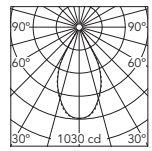

Luminous flux luminaire
732 lm (EXTREME CUT OFF)

Beam Angle: 53°

h(m)	E(lx)	D(m)
1	1030	1.00
2	258	2.00
3	114	3.00
4	64	4.00
5	41	5.01

Non Dimmable
03.6056.B1
03.6056.14
03.6056.18

Mains Dimming
03.5956.B1
03.5956.14
03.5956.18

Dali/Push Version
03.6056.B1.DA
03.6056.14.DA
03.6056.18.DA

52° FLOOD

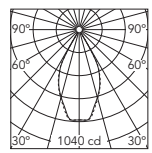

Luminous flux luminaire
713 lm (EXTREME CUT OFF)

Beam Angle: 52°

h(m)	E(lx)	D(m)
1	1040	0.97
2	260	1.93
3	116	2.90
4	65	3.87
5	42	4.84

Non Dimmable
03.6057.B1
03.6057.14
03.6057.18

Mains Dimming
03.5957.B1
03.5957.14
03.5957.18

Dali/Push Version
03.6057.B1.DA
03.6057.14.DA
03.6057.18.DA

55° FLOOD

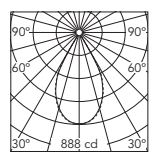

Luminous flux luminaire
666 lm (EXTREME CUT OFF)

Beam Angle: 55°

h(m)	E(lx)	D(m)
1	888	1.05
2	222	2.10
3	99	3.16
4	55	4.21
5	36	5.26

Kap Surface Ceiling

Light Source: Power LED 9W - 1000 lm - 3000K/CRI 80



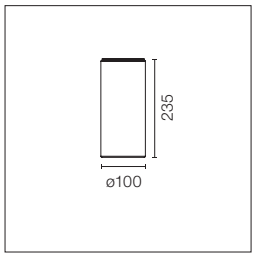



LED Einbauleuchte. Lieferung mit nicht regulierbarem Netzgerät mit 110/240V - 50/60Hz im Leuchtenkörper.

E= Außenfarbe
I= Innenfarbe

Luminaire for mounting on the ceiling with LED light source. Non-adjustable 110/240V - 50/60Hz power supply integrated into luminaire body.

E= External Finish
I= Internal Finish

E I
03.4520.11B
03.4520.ASB
03.4520.ANB
03.4520.B3B



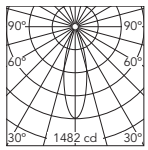

Luminous flux luminaire
550 lm

Beam Angle: 29°

h(m)	E(lx)	D(m)
1	1482	0.52
2	371	1.04
3	165	1.56
4	93	2.08
5	59	2.61

E I
03.4521.11B
03.4521.ASB
03.4521.ANB
03.4521.B3B



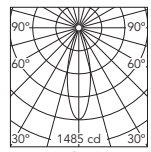

Luminous flux luminaire
498 lm

Beam Angle: 29°

h(m)	E(lx)	D(m)
1	1485	0.52
2	371	1.05
3	165	1.57
4	93	2.09
5	59	2.62

E I
03.4522.11B
03.4522.ASB
03.4522.ANB
03.4522.B3B



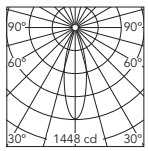

Luminous flux luminaire
417 lm

Beam Angle: 28°

h(m)	E(lx)	D(m)
1	1448	0.51
2	362	1.02
3	161	1.52
4	91	2.03
5	58	2.54

E I
03.4523.11B
03.4523.ASB
03.4523.ANB
03.4523.B3B



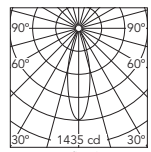

Luminous flux luminaire
413 lm

Beam Angle: 28°

h(m)	E(lx)	D(m)
1	1435	0.51
2	359	1.02
3	159	1.52
4	90	2.03
5	57	2.54

Kap Surface Wall

Light Source: Power LED 9W - 1000 lm - 3000K/CRI 80



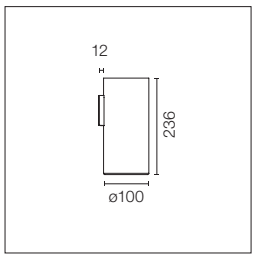

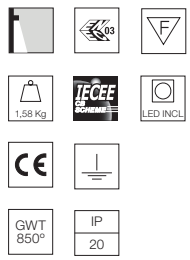

LED Wandleuchte. Lieferung mit nicht regulierbarem Netzgerät mit 110/240V - 50/60Hz im Gerätekörper.

E= Außenfarbe
I= Innenfarbe

Luminaire for wall mounting with LED light source. Non-adjustable 110/240V - 50/60Hz power supply integrated into luminaire body.

E= External Finish
I= Internal Finish

E I
03.5730.11B
03.5730.ASB
03.5730.ANB
03.5730.B3B



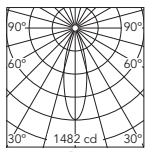

Luminous flux luminaire
550 lm

Beam Angle: 29°

h(m)	E(lx)	D(m)
1	1482	0.52
2	371	1.04
3	165	1.56
4	93	2.08
5	59	2.61

E I
03.5731.11B
03.5731.ASB
03.5731.ANB
03.5731.B3B



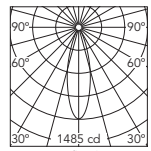

Luminous flux luminaire
498 lm

Beam Angle: 29°

h(m)	E(lx)	D(m)
1	1485	0.52
2	371	1.05
3	165	1.57
4	93	2.09
5	59	2.62

E I
03.5732.11B
03.5732.ASB
03.5732.ANB
03.5732.B3B



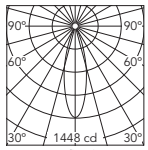

Luminous flux luminaire
417 lm

Beam Angle: 28°

h(m)	E(lx)	D(m)
1	1448	0.51
2	362	1.02
3	161	1.52
4	91	2.03
5	58	2.54

E I
03.5733.11B
03.5733.ASB
03.5733.ANB
03.5733.B3B



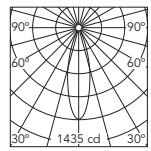

Luminous flux luminaire
413 lm

Beam Angle: 28°

h(m)	E(lx)	D(m)
1	1435	0.51
2	359	1.02
3	159	1.52
4	90	2.03
5	57	2.54

Kap Suspension

Light Source: Power LED 9W - 1000 lm - 3000K/CRI 80



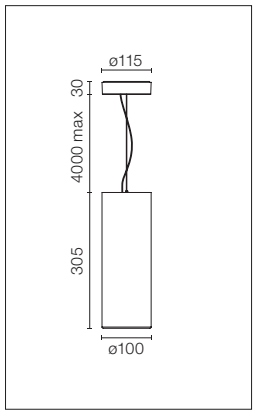

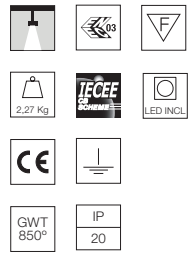

LED Aufbau-Pendelleuchte.
Lieferung mit nicht regulierbarem Netzgerät mit 110/240V - 50/60Hz im Leuchtenkörper.

E= Außenfarbe
I= Innenfarbe

Suspended ceiling-mounted luminaire with LED light source.
Non-adjustable 110/240V - 50/60Hz power supply integrated into luminaire body.

E= External Finish
I= Internal Finish

E I
03.5810.11B
03.5810.ASB
03.5810.ANB
03.5810.B3B



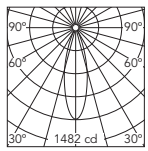

Luminous flux luminaire
550 lm

Beam Angle: 29°

h(m)	E(lx)	D(m)
1	1482	0.52
2	371	1.04
3	165	1.56
4	93	2.08
5	59	2.61

E I
03.5811.11B
03.5811.ASB
03.5811.ANB
03.5811.B3B



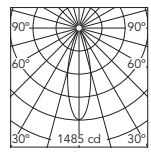

Luminous flux luminaire
498 lm

Beam Angle: 29°

h(m)	E(lx)	D(m)
1	1485	0.52
2	371	1.05
3	165	1.57
4	93	2.09
5	59	2.62

E I
03.5812.11B
03.5812.ASB
03.5812.ANB
03.5812.B3B



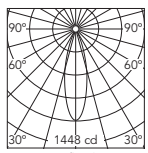

Luminous flux luminaire
417 lm

Beam Angle: 28°

h(m)	E(lx)	D(m)
1	1448	0.51
2	362	1.02
3	161	1.52
4	91	2.03
5	58	2.54

E I
03.5813.11B
03.5813.ASB
03.5813.ANB
03.5813.B3B



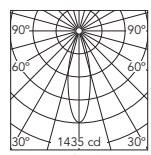

Luminous flux luminaire
413 lm

Beam Angle: 28°

h(m)	E(lx)	D(m)
1	1435	0.51
2	359	1.02
3	159	1.52
4	90	2.03
5	57	2.54

COMPASS BOX

DESIGNED BY FLOS ARCHITECTURAL

SMALL
1L / 2L / 4L /
4L SQUARE



LIGHT SOURCE
LED ARRAY
6,2W
860 lm
3000K/CRI 80

SMALL
1L / 2L / 4L



LIGHT SOURCE
QR-CBC 51
GX5.3
max 35W

LARGE H:135
1L / 2L / 4L /
4L SQUARE



LIGHT SOURCE
QR-111
G53
max 75W

LED Retrofit Compatible*

* Kontaktieren Sie uns bitte, um eine Liste kompatibler Retrofit-LED-Glühbirnen zu erhalten / Please get in touch with us for compatible LED Retrofit bulb list.

30 Mattweiss/RAL 9001
30 Matt White



14 Mattschwarz/RAL 9005
14 Matt Black



29 Eloxiertes Aluminium
29 Anodized Aluminium



WG Wenge
WG Wenge



TK Teak-Holz
TK Teak



Schwenkbar um 20°.
Can be swivelled 20°.

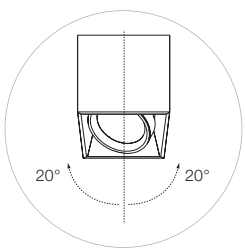

Produktbeschreibung
Beleuchtungssystem mit einer, zwei und vier einstellbaren Leuchten für die Installation an Wand oder Decke.
Für Niederspannung-Halogenlichtquellen und LED-Reihen.
Optikgehäuse aus schwarz lackiertem Pressstahl und äußere Struktur aus Aluminiumguss mit Befestigungssystem.
Elektronischer Transformator und Anschlussklemme in der Leuchte eingebaut.

Betriebsgerät
LED:
- Inklusive nicht regulierbares Netzgerät: 220/240V - 50/60Hz Konstantstrom mit 350 mA.
Halogenlampen:
- Elektronischer Transformator 20/105W - 230/240V, 50/60Hz mit Lichtstärkenverstellung mittels “leading and trailing edge” System (Phasenan- und Phasenabschnittdimmer).

Zubehör
- Eingebauter Abschirmzylinder mit drehbarem Stift aus schwarzem Thermoplastik.
- Honeycomb.

Zusatzinformationen
In zwei Höhen lieferbar.
Das Ausrichtsystem erlaubt die Drehung um 40° in allen Richtungen.
Schutzgrad IP20.
Schutzklasse I, II je nach Modell.
Auf normal entflammbaren Oberflächen einsetzbar.

Qualitätszeichen
Das Gerät entspricht der europäischen technischen Norm EN60598-1 und den entsprechenden Zusatzregelungen.

Description
Wal or ceiling luminaires with 1, 2 or 4 adjustable lights.
Prepared for low-voltage halogen light sources and LED.
Pressed steel, black-painted optical body and extruded-aluminum outer structure with fixing system.
Electrical connection and control devices incorporated in the luminaire.

Power Supply
LED:
- Built-in, non-regulable constant current power supply of 220/240V, 50/60Hz. 350 mA current.
Halogen:
- Electronic transformer of 20/105W – 220/240V - 50/60Hz with intensity regulation through “leading and trailing edge” device.

Accessories
- Screening cylinder and black thermoplastic rotating pin.
- Honeycomb.

Additional Information
Two heights.
0-20° adjustment in all directions.
IP20 protection grade.
Insulation class I, II depending on the versions.
Suitable for installation on normally inflammable surfaces.

Standard Compliance and Quality Marks
EN60598-1 European Technical Standards and any subsequent additions.

Compass Box Small 1L

Light Source: LED Array 6,2W - 860 lm - 3000K/CRI 80



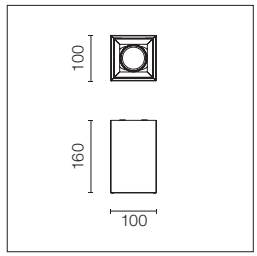

GWT 850°

IP 20

20°

03

F

1 Kg

IECEE CB SCHEME

LED INCL

CE

Aufbaustrahler zur Decken/ Wandbefestigung mit LED-Lampe. Lieferung mit nicht regulierbarem Netzgerät mit 220-240 V, 50-60 Hz im Gerätekörper.

Surface spotlight to be installed on ceiling/wall with LED light source. Non-regulable 220-240V, 50-60Hz power supply integrated in luminaire body.

- 03.2630.30A
- 03.2630.29A
- 03.2630.14A
- 03.2630.WGA
- 03.2630.TKA

18° SPOT

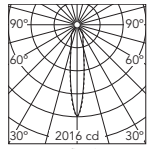

Luminous flux luminaire 601 lm (EXTREME CUT OFF)

Beam Angle: 18°

h(m)	E(lx)	D(m)
1	2016	0.31
2	504	0.62
3	224	0.93
4	126	1.23
5	81	1.54

- 03.2632.30A
- 03.2632.29A
- 03.2632.14A
- 03.2632.WGA
- 03.2632.TKA

59° WIDE FLOOD

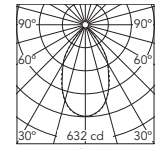

Luminous flux luminaire 580 lm (EXTREME CUT OFF)

Beam Angle: 59°

h(m)	E(lx)	D(m)
1	632	1.14
2	158	2.28
3	70	3.42
4	39	4.56
5	25	5.70

- 03.2631.30A
- 03.2631.29A
- 03.2631.14A
- 03.2631.WGA
- 03.2631.TKA

26° MEDIUM

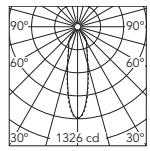

Luminous flux luminaire 591 lm (EXTREME CUT OFF)

Beam Angle: 26°

h(m)	E(lx)	D(m)
1	1326	0.47
2	332	0.93
3	147	1.40
4	83	1.87
5	53	2.34

Compass Box Small 2L

Light Source: LED Array 2x6,2W - 2x860 lm - 3000K/CRI 80



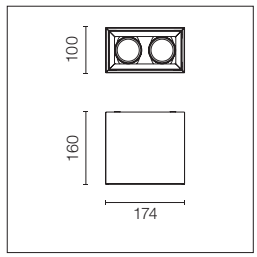

GWT 850°

IP 20

20°

03

F

1,60 Kg

IECEE CB SCHEME

LED INCL

CE

Aufbaustrahler zur Decken/ Wandbefestigung mit LED-Lampe. Lieferung mit nicht regulierbarem Netzgerät mit 220-240 V, 50-60 Hz im Gerätekörper.

Surface spotlight to be installed on ceiling/wall with LED light source. Non-regulable 220-240V, 50-60Hz power supply integrated in luminaire body.

- 03.2635.30A
- 03.2635.29A
- 03.2635.14A
- 03.2635.WGA
- 03.2635.TKA

18° SPOT

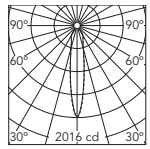

Luminous flux luminaire 601 lm (EXTREME CUT OFF)

Beam Angle: 18°

h(m)	E(lx)	D(m)
1	2016	0.31
2	504	0.62
3	224	0.93
4	126	1.23
5	81	1.54

- 03.2637.30A
- 03.2637.29A
- 03.2637.14A
- 03.2637.WGA
- 03.2637.TKA

59° WIDE FLOOD

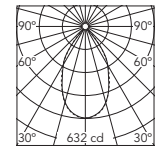

Luminous flux luminaire 580 lm (EXTREME CUT OFF)

Beam Angle: 59°

h(m)	E(lx)	D(m)
1	632	1.14
2	158	2.28
3	70	3.42
4	39	4.56
5	25	5.70

- 03.2636.30A
- 03.2636.29A
- 03.2636.14A
- 03.2636.WGA
- 03.2636.TKA

26° MEDIUM

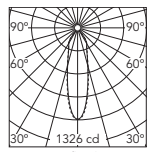

Luminous flux luminaire 591 lm (EXTREME CUT OFF)

Beam Angle: 26°

h(m)	E(lx)	D(m)
1	1326	0.47
2	332	0.93
3	147	1.40
4	83	1.87
5	53	2.34

Compass Box Small 4L

Light Source: LED Array 4x6,2W - 4x860 lm - 3000K/CRI 80



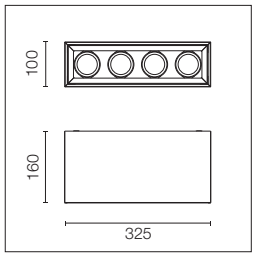



Aufbaustrahler zur Decken/ Wandbefestigung mit LED-Lampe. Lieferung mit nicht regulierbarem Netzgerät mit 220-240 V, 50-60 Hz im Gerätekörper.

Surface spotlight to be installed on ceiling/wall with LED light source. Non-regulable 220-240V, 50-60Hz power supply integrated in luminaire body.

- 03.2640.30A
- 03.2640.29A
- 03.2640.14A
- 03.2640.WGA
- 03.2640.TKA

18° SPOT

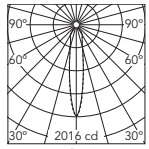

Luminous flux luminaire 601 lm (EXTREME CUT OFF)

Beam Angle: 18°

h(m)	E(lx)	D(m)
1	2016	0.31
2	504	0.62
3	224	0.93
4	126	1.23
5	81	1.54

- 03.2642.30A
- 03.2642.29A
- 03.2642.14A
- 03.2642.WGA
- 03.2642.TKA

59° WIDE FLOOD

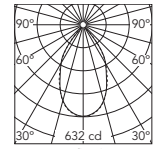

Luminous flux luminaire 580 lm (EXTREME CUT OFF)

Beam Angle: 59°

h(m)	E(lx)	D(m)
1	632	1.14
2	158	2.28
3	70	3.42
4	39	4.56
5	25	5.70

- 03.2641.30A
- 03.2641.29A
- 03.2641.14A
- 03.2641.WGA
- 03.2641.TKA

26° MEDIUM

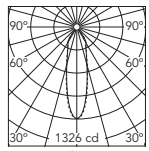

Luminous flux luminaire 591 lm (EXTREME CUT OFF)

Beam Angle: 26°

h(m)	E(lx)	D(m)
1	1326	0.47
2	332	0.93
3	147	1.40
4	83	1.87
5	53	2.34

Compass Box Small 4L Square

Light Source: LED Array 4x6,2W - 4x860 lm - 3000K/CRI 80



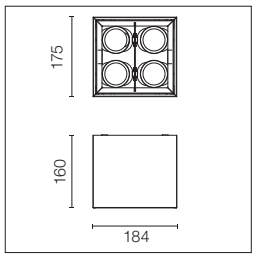



Aufbaustrahler zur Decken/ Wandbefestigung mit LED-Lampe. Lieferung mit nicht regulierbarem Netzgerät mit 220-240 V, 50-60 Hz im Gerätekörper.

Surface spotlight to be installed on ceiling/wall with LED light source. Non-regulable 220-240V, 50-60Hz power supply integrated in luminaire body.

- 03.2645.30A
- 03.2645.29A
- 03.2645.14A
- 03.2645.WGA
- 03.2645.TKA

18° SPOT

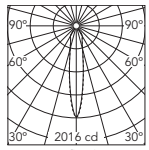

Luminous flux luminaire 601 lm (EXTREME CUT OFF)

Beam Angle: 18°

h(m)	E(lx)	D(m)
1	2016	0.31
2	504	0.62
3	224	0.93
4	126	1.23
5	81	1.54

- 03.2647.30A
- 03.2647.29A
- 03.2647.14A
- 03.2647.WGA
- 03.2647.TKA

59° WIDE FLOOD

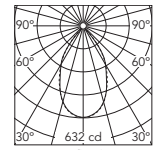

Luminous flux luminaire 580 lm (EXTREME CUT OFF)

Beam Angle: 59°

h(m)	E(lx)	D(m)
1	632	1.14
2	158	2.28
3	70	3.42
4	39	4.56
5	25	5.70

- 03.2646.30A
- 03.2646.29A
- 03.2646.14A
- 03.2646.WGA
- 03.2646.TKA

26° MEDIUM

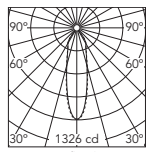

Luminous flux luminaire 591 lm (EXTREME CUT OFF)

Beam Angle: 26°

h(m)	E(lx)	D(m)
1	1326	0.47
2	332	0.93
3	147	1.40
4	83	1.87
5	53	2.34

Compass Box Small 1L

Light Source: QR-CBC 51 GX5.3 - max 1x35W



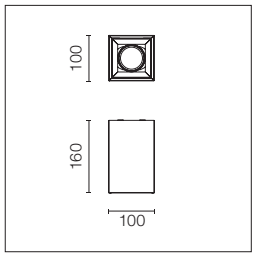

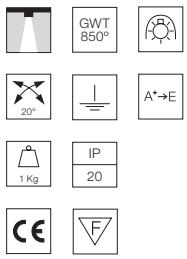

Aufbaustrahler zur Decken/ Wandbefestigung. Integrierter elektronischer Transformator 220/240V – 12V, 50/60Hz. Helligkeitsregelung über “leading and trailing edge” Dimmer bei Halogenlampen.

Surface spotlight to be installed on ceiling/wall. Electronic transformer integrated 220/240V – 12V, 50/60Hz. The intensity of the lighting may be adjusted via leading and trail edge modulation in halogen lamps.

- 03.2600.30
- 03.2600.29
- 03.2600.14
- 03.2600.WG
- 03.2600.TK

Compass Box Small 2L

Light Source: QR-CBC 51 GX5.3 - max 2x35W



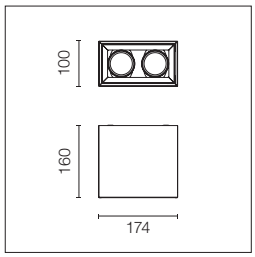

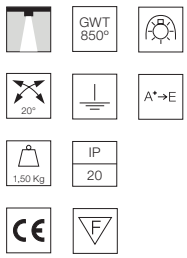

Aufbaustrahler zur Decken/ Wandbefestigung. Integrierter elektronischer Transformator 220/240V – 12V, 50/60Hz. Helligkeitsregelung über “leading and trailing edge” Dimmer bei Halogenlampen.

Surface spotlight to be installed on ceiling/wall. Electronic transformer integrated 220/240V – 12V, 50/60Hz. The intensity of the lighting may be adjusted via leading and trail edge modulation in halogen lamps.

- 03.2601.30
- 03.2601.29
- 03.2601.14
- 03.2601.WG
- 03.2601.TK

Compass Box Small 4L

Light Source: QR-CBC 51 GX5.3 - max 4x35W



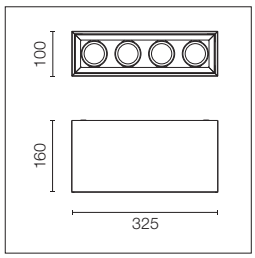

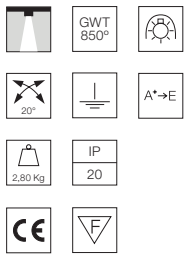

Aufbaustrahler zur Decken/ Wandbefestigung. Integrierter elektronischer Transformator 220/240V – 12V, 50/60Hz. Helligkeitsregelung über “leading and trailing edge” Dimmer bei Halogenlampen.

Surface spotlight to be installed on ceiling/wall. Electronic transformer integrated 220/240V – 12V, 50/60Hz. The intensity of the lighting may be adjusted via leading and trail edge modulation in halogen lamps.

- 03.2603.30
- 03.2603.29
- 03.2603.14
- 03.2603.WG
- 03.2603.TK

Compass Box Large 1L H:135

Light Source: QR-111 G53 - max 75W (LED Retrofit Compatible*)



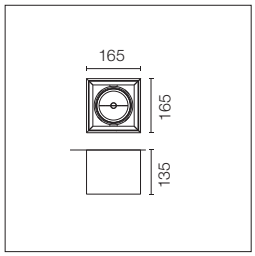

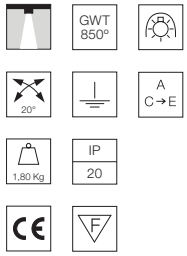

Aufbaustrahler zur Decken/ Wandbefestigung. Integrierter elektronischer Transformator 220/240V – 12V, 50/60Hz. Helligkeitsregelung über “leading and trailing edge” Dimmer bei Halogenlampen.

Surface spotlight to be installed on ceiling/wall. Electronic transformer integrated 220/240V – 12V, 50/60Hz. The intensity of the lighting may be adjusted via leading and trail edge modulation in halogen lamps.

- 03.1060.30
- 03.1060.29
- 03.1060.14
- 03.1060.WG
- 03.1060.TK

* Kontaktieren Sie uns bitte, um eine Liste kompatibler Retrofit-LED-Glühbirnen zu erhalten / Please get in touch with us for compatible LED Retrofit bulb list.

Compass Box Large 2L H:135

Light Source: QR-111 G53 - max 2x75W (LED Retrofit Compatible*)



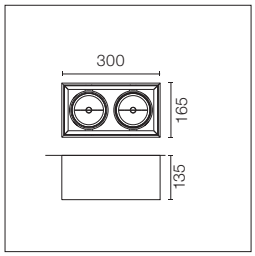

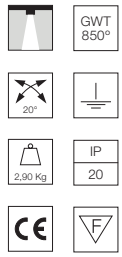

Aufbaustrahler zur Decken/ Wandbefestigung. Integrierter elektronischer Transformator 220/240V – 12V, 50/60Hz. Helligkeitsregelung über “leading and trailing edge” Dimmer bei Halogenlampen.

Surface spotlight to be installed on ceiling/wall. Electronic transformer integrated 220/240V – 12V, 50/60Hz. The intensity of the lighting may be adjusted via leading and trail edge modulation in halogen lamps.

- 03.1061.30
- 03.1061.29
- 03.1061.14
- 03.1061.WG
- 03.1061.TK

Compass Box Large 4L H:135

Light Source: QR-111 G53 - max 4x75W (LED Retrofit Compatible*)



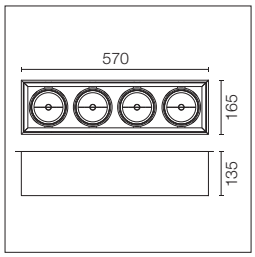

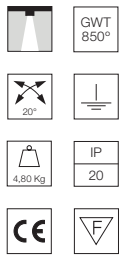

Aufbaustrahler zur Decken/ Wandbefestigung. Integrierter elektronischer Transformator 220/240V – 12V, 50/60Hz. Helligkeitsregelung über “leading and trailing edge” Dimmer bei Halogenlampen.

Surface spotlight to be installed on ceiling/wall. Electronic transformer integrated 220/240V – 12V, 50/60Hz. The intensity of the lighting may be adjusted via leading and trail edge modulation in halogen lamps.

- 03.1063.30
- 03.1063.29
- 03.1063.14
- 03.1063.WG
- 03.1063.TK

Compass Box Large 4L H:135 Square

Light Source: QR-111 G53 - max 4x75W (LED Retrofit Compatible*)



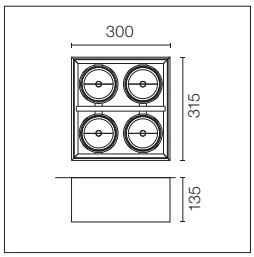

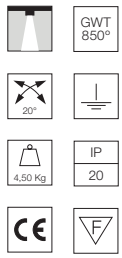

Aufbaustrahler zur Decken/ Wandbefestigung. Integrierter elektronischer Transformator 220/240V – 12V, 50/60Hz. Helligkeitsregelung über “leading and trailing edge” Dimmer bei Halogenlampen.

Surface spotlight to be installed on ceiling/wall. Electronic transformer integrated 220/240V – 12V, 50/60Hz. The intensity of the lighting may be adjusted via leading and trail edge modulation in halogen lamps.

- 03.1064.30
- 03.1064.29
- 03.1064.14
- 03.1064.WG
- 03.1064.TK

Zubehör / Accessories

Compass Box Small: QR-CBC 51

Querabschirmung Screening crosspiece		08.8238.14
Honeycomb Honeycomb		08.8196.14

Compass Box Large: QR-111

Querabschirmung Screening crosspiece		08.8034.14
Honeycomb Honeycomb		08.8036.14

* Kontaktieren Sie uns bitte, um eine Liste kompatibler Retrofit-LED-Glühbirnen zu erhalten / Please get in touch with us for compatible LED Retrofit bulb list.

NEW

SUPER LINE&PRO

DESIGNED BY FLOS ARCHITECTURAL

SUPER LINE UP&DOWN INDIRECT



LIGHT SOURCE
TOP LED
58W
4488 lm UP
2160 lm DOWN
3000K/CRI 90

4794 lm UP
2280 lm DOWN
4000K/CRI 90

SUPER LINE UP&DOWN DIRECT



LIGHT SOURCE
TOP LED
58W
2268 lm UP
4488 lm DOWN
3000K/CRI 90

2376 lm UP
4794 lm DOWN
4000K/CRI 90

SUPER LINE DOWN



LIGHT SOURCE
TOP LED
38,6W
4488 lm
3000K/CRI 90
4794 lm
4000K/CRI 90

SUPER LINE PRO UP&DOWN



LIGHT SOURCE
TOP LED
60W
UP TO 4075 lm UP
UP TO 4605 lm DOWN
3000K/CRI 90

UP TO 4337 lm UP
UP TO 4900 lm DOWN
4000K/CRI 90

SUPER LINE PRO DOWN



LIGHT SOURCE
TOP LED
40W
UP TO 5072 lm
3000K/CRI 90
UP TO 4765 lm
4000K/CRI 90

☐ 40 Weiss
40 White

02 Grau
02 Grey

14 Schwarz
14 Black

Super Line



Super Line Pro



Super Line



Super Line Pro



Produktbeschreibung
Eine Kollektion von Hängeleuchten mit charakteristischer minimalistischer Form für die allgemeine Beleuchtung; konzipiert für Hochleistungsbeleuchtung, höchste Lichtqualität und Sehkomfort in Kombination mit einer sehr kompakten Größe.
Die Super Line Pro-Version wurde entwickelt, um alle Anforderungen zu erfüllen, damit die Blendung reduziert und der Sehkomfort in Büroräumen verbessert wird. Dabei wurden die strengsten Bedingungen eingehalten. Ein UGR von weniger als 14 und ein maximaler Intensitätswert von weniger als 3000 cd/m² in einem Winkel von 65° gemäß der Norm, garantieren die besten Bedingungen für Arbeitsplätze und machen das Produkt perfekt für viele andere Anwendungen. (Siehe Tabelle UGR unter dem Kapitel Zubehör).
Der Hauptteil der Lichtquellen ist aus extruidem Aluminium hergestellt.
Die Super Line ist mit einem technisch mehrschichtigen Verteilerfilter ausgestattet, was dank seiner Kombination der prismatischen und elyptischen Filter das Licht perfekt verteilt, die optische Wirkung und den Sichtkomfort mittels Gegenblendung bessert.
Super Line Up & Down sind in zwei Versionen verfügbar:
- Indirect Version: die die indirekte Beleuchtung nach oben mit einer helleren Leuchtintensität privilegiert und das beleuchtete Umfeld homogenisiert; sie bietet ein UGR<19 und ist die ideale Beleuchtung für Büros.
- Direct Version: die die direkte Beleuchtung privilegiert und die Wirkung maximiert, jedoch gleichzeitig den “Effekt Höhle” mit seiner indirekten Intensität vorbeugt und einen ausgezeichneten Komfort garantiert.
Super Line Pro Up&Down gibt es nur in einer Version, die mit dem entsprechenden Treiber personalisiert werden kann, um einen höheren Fluss im oberen oder unteren Teil zu bieten.
Um die visuelle Wirkung der Kollektion zu minimieren, sind die Hängekabel de Leiter des Stroms, wodurch der Stromschlauch beseitigt wird. Die Aufhängungslänge beträgt 4,25 m.

Einbauanleitung
Die Super Line verbindet ein ausgewähltes Lichtquellenmodul mit einem von drei verfügbaren Montagekits:
- Oberflächen-Kit: enthält Aufputzdose einschließlich des Netzgerättreibers.
- Integriertes-Kit: enthält bündig eingebaute Dose einschließlich des Netzgerättreibers
- Externes Netzgerät-Kit: enthält ein Zubehörteil als Kabelschutz sowie ein Netzgerät für eine extern zugängliche Installation.
Super Line Pro verwendet die gleichen Netzteile. Bei der Up & Down-Version verfügen die Stromquellen über zwei Ausgänge für die Leuchte mit jeweils einer Ampere-Zahl (mA). Durch Verbinden jedes dieser Ausgänge mit einem Eingang der Leuchte (Up oder Down) kann für jedes Teil ein höherer oder niedrigerer Fluss gewählt werden.
Die nicht-dimmbaren Versionen sind mit einem Mehrfachtreiber ausgestattet, der bei der Installation eingestellt werden kann, um die gewünschten Beleuchtungsverhältnisse zu erreichen.
Die Super-Line-Installationskits verlassen die Fabrik mit 100 % ihrer Nennleistung.
Alle Leuchten verfügen über eine hochempfindliche Dosenlibelle, die die Installation der Leuchte vereinfacht und die Kalibrierung auf beiden Achsen kontrolliert.

Zusatzinformationen
Schutzklasse I.
Schutzgrad IP20.

Qualitätszeichen
Das Gerät entspricht der europäischen technischen Norm EN60598-1 und den entsprechenden Zusatzregelungen.

Description
Collection of suspended luminaries for general lighting with a signature minimalist shape, designed to offer high-performance lighting, light quality and visual comfort combined in a very compact size.
The Super Line Pro version was designed to meet all requirements to reduce glare and improve visual comfort in offices, complying with the most restrictive conditions. A UGR less than 14 and a maximum intensity value less than 3000 cd/m² at an angle of 65° according to the standard, guarantee the best conditions for workplaces and make it perfect for many other applications. (Refer to the UGR chart in the accessories section).
The main body of the lights is made from extruded aluminium. Super Line is equipped with a multilayer diffusion filter which, thanks to its combination of elliptical and prism-shaped filters, ensures that the light is perfectly distributed and improves the overall visual effect, as well as providing comfort with its anti-glare properties.
Super Line Up&Down is available in two different versions:
- Indirect: a version which is better for emitting light indirectly upwards, with a greater intensity of indirect luminosity that homogenizes the lighting area, designed to provide UGR<19 and the perfect lighting conditions for offices.
- Direct: a version which is better for direct lighting and maximises efficiency, but at the same time prevents any “cave effect” with its indirect intensity, guaranteeing a high level of comfort.
Super Line Pro Up&Down comes in only one version that can be adjusted using the corresponding driver to offer a higher flux in the upper or lower part.
To minimise the visual impact of the collection, the suspension cables are also the wires, which eliminates the need for a power supply cable.
Suspension length: 4.25 meters.

Installation Information
The Super Line is constructed combining the selected light source module with one of the three existing installation kits:
- Surface Kit: includes surface mounted box including the power supply driver.
- Integrated Kit: includes flush-recessed installation box, including power supply driver.
- Remote Power Supply Kit: includes an accessory as pass-through cable protection as well as a power supply driver for a remote accessable installation.
All installation kits are available either in DALI version or in a non dimmable version.
Super Line Pro uses the same power kits. For the Up&Down version, the power sources have two outputs to the light fitting, each with an amount of current (mA). By connecting each of these outputs to an input of the light fitting (Up or Down), a higher or lower flux can be chosen for each part.
The non dimmable versions are equipped with a multi-current driver that can be set during the installation in order to achieve the required illumination conditions. The Super Line installation kits come from factory at 100% of their nominal power.
All luminaries host a high-precision circular level, simplifying the installation of the luminaire, controlling calibration in both axles.

Additional Information
Insulation class I.
IP20 protection grade.

Standard Compliance and Quality Marks
EN60598-1 European Technical Standards and any subsequent additions.

FLOS
CONTROL BY CASAMBI

Available on the App Store

GET IT ON Google Play

Super Line Up&Down Indirect

Light Source: Top LED 58W - 4488 lm UP - 2160 lm DOWN - 3000K/CRI 90 / 58W - 4794 lm UP - 2280 lm DOWN - 4000K/CRI 90



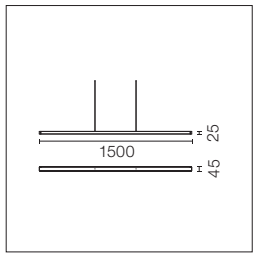



LED Leuchte für direkte oder indirekte Grundbeleuchtung mit einem unverwechselbar minimalistischen und kompakten Design, für die Installation als Hängeleuchte. Stromversorgung in den verschiedenen Einbausystemen inklusive, separat zu bestellen.

LED luminaire for direct and indirect lighting with a signature minimalist and compact design, to be installed on ceilings by means of suspension. Power source included in installation kits must be ordered separately.

3000K
- 03.9502.40
- 03.9502.02
- 03.9502.14



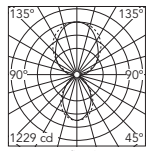

Beam Angle DIR: 101°

h(m)	E(lx)	D(m)
1	1229	2.39
2	307	4.78
3	137	7.17
4	77	9.57
5	49	11.96

Luminous flux luminaire
4914 lm

4000K
- 03.9503.40
- 03.9503.02
- 03.9503.14



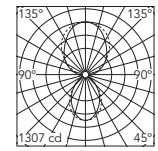

Beam Angle DIR: 101°

h(m)	E(lx)	D(m)
1	1307	2.39
2	327	4.78
3	145	7.17
4	82	9.57
5	52	11.96

Luminous flux luminaire
5225 lm

Super Line Up&Down Direct

Light Source: Top LED 58W - 2268 lm UP - 4488 lm DOWN - 3000K/CRI 90 / 58W - 2376 lm UP - 4794 lm DOWN - 4000K/CRI 90



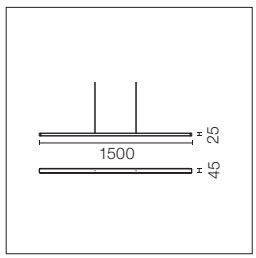



LED Leuchte für direkte oder indirekte Grundbeleuchtung mit einem unverwechselbar minimalistischen und kompakten Design, für die Installation als Hängeleuchte. Stromversorgung in den verschiedenen Einbausystemen inklusive, separat zu bestellen.

LED luminaire for direct and indirect lighting with a signature minimalist and compact design, to be installed on ceilings by means of suspension. Power source included in installation kits must be ordered separately.

3000K
- 03.9500.40
- 03.9500.02
- 03.9500.14



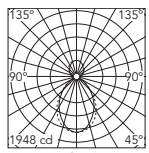

Beam Angle DIR: 82°

h(m)	E(lx)	D(m)
1	1948	1.57
2	487	3.13
3	216	4.70
4	122	6.27
5	78	7.84

Luminous flux luminaire
5154 lm

4000K
- 03.9501.40
- 03.9501.02
- 03.9501.14



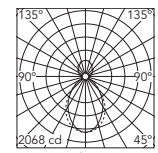

Beam Angle DIR: 82°

h(m)	E(lx)	D(m)
1	2068	1.57
2	517	3.13
3	230	4.70
4	129	6.27
5	83	7.84

Luminous flux luminaire
5472 lm

Super Line Down

Light Source: Top LED 38,5W - 4488 lm - 3000K/CRI 90 / 38,5W- 4794 lm - 4000K/CRI 90



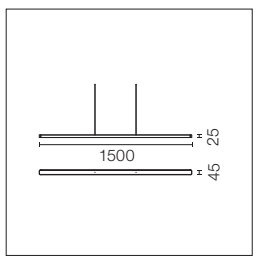



LED Leuchte zur Grundbeleuchtung mit einem unverwechselbar minimalistischen und kompakten Design, für die Installation als Hängeleuchte. Stromversorgung in den verschiedenen Einbausystemen inklusive, separat zu bestellen.

LED luminaire for general lighting with a signature minimalist and compact design, to be installed on ceilings by means of suspension. Power source included in installation kits must be ordered separately.

3000K
- 03.9510.40
- 03.9510.02
- 03.9510.14



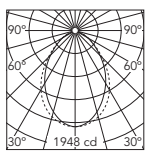

Beam Angle: 82°

h(m)	E(lx)	D(m)
1	1948	1.57
2	487	3.13
3	216	4.70
4	122	6.27
5	78	7.84

Luminous flux luminaire
3571 lm

4000K
- 03.9511.40
- 03.9511.02
- 03.9511.14



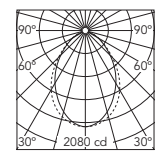

Beam Angle: 82°

h(m)	E(lx)	D(m)
1	2080	1.57
2	520	3.13
3	231	4.70
4	130	6.27
5	83	7.84

Luminous flux luminaire
3814 lm

NEW

Super Line Pro Up&Down

Light Source: Majority UP - Top LED 60W - 4075 lm UP - 2500 lm DOWN - 3000K/CRI 90 / 60W - 4335 lm UP - 2660 lm DOWN - 4000K/CRI 90
Majority DOWN - Top LED 60W - 2590 lm UP - 4605 lm DOWN - 3000K/CRI 90 / 60W - 2755 lm UP - 4900 lm DOWN - 4000K/CRI 90



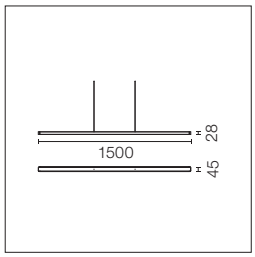

1,45 Kg

LED INCL.

GWT 850°

IP 20

LED Leuchte für direkte oder indirekte Grundbeleuchtung mit einem unverwechselbar minimalistischen und kompakten Design, für die Installation als Hängeleuchte. Stromversorgung in den verschiedenen Einbausystemen inklusive, separat zu bestellen.
Die Auswahl der Einheit mit der höchsten Intensität Up oder Down erfolgt in den Einspeisungssets, die über eine Vorrichtung mit zwei unabhängigen Ausgängen verfügen.

LED luminaire for direct and indirect lighting with a signature minimalist and compact design, to be installed on ceilings by means of suspension. Power source included in installation kits must be ordered separately. Greater Up or Down intensity can be selected using power kits with a device with two independent outputs.

3000K
- 03.9560.40
- 03.9560.02
- 03.9560.14

80°

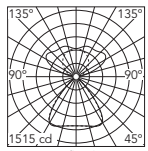

Luminous flux luminaire
6172 lm

Beam Angle:		80°
h(m)	E(lx)	D(m)
1	1515	1.68
2	379	3.35
3	168	5.03
4	95	6.71
5	61	8.38

80°

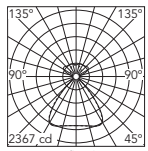

Luminous flux luminaire
6314 lm

Beam Angle:		80°
h(m)	E(lx)	D(m)
1	2367	1.68
2	592	3.36
3	263	5.04
4	148	6.72
5	95	8.40

@White (40)

4000K
- 03.9561.40
- 03.9561.02
- 03.9561.14

80°

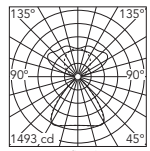

Luminous flux luminaire
6135 lm

Beam Angle:		80°
h(m)	E(lx)	D(m)
1	1493	1.68
2	373	3.35
3	166	5.03
4	93	6.71
5	60	8.38

80°

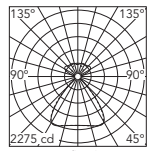

Luminous flux luminaire
6172 lm

Beam Angle:		80°
h(m)	E(lx)	D(m)
1	2275	1.68
2	569	3.36
3	253	5.04
4	142	6.72
5	91	8.40

@White (40)

Super Line Pro Down

Light Source: Top LED 40W - 4765 lm - 3000K/CRI 90 / 40W- 5070 lm - 4000K/CRI 90



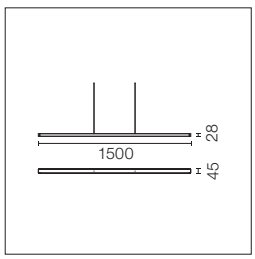

1,45 Kg

LED INCL.

GWT 850°

IP 20

LED Leuchte zur Grundbeleuchtung mit einem unverwechselbar minimalistischen und kompakten Design, für die Installation als Hängeleuchte. Stromversorgung in den verschiedenen Einbausystemen inklusive, separat zu bestellen, wobei die maximale Intensität ausgewählt werden kann.

LED luminaire for general lighting with a signature minimalist and compact design, to be installed on ceilings by means of suspension. Power source included in installation kits must be ordered separately, allowing the maximum brightness to be selected.

3000K
- 03.9570.40
- 03.9570.02
- 03.9570.14

80°

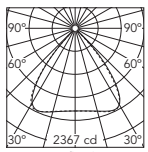

Luminous flux luminaire
3955 lm

Beam Angle:		80°
h(m)	E(lx)	D(m)
1	2367	1.68
2	592	3.36
3	263	5.04
4	148	6.72
5	95	8.40

@White (40)

4000K
- 03.9571.40
- 03.9571.02
- 03.9571.14

80°

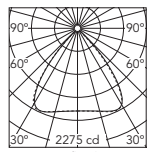

Luminous flux luminaire
3801 lm

Beam Angle:		80°
h(m)	E(lx)	D(m)
1	2275	1.68
2	569	3.36
3	253	5.04
4	142	6.72
5	91	8.40

@White (40)

Zubehör / Accessories

Die nicht dimmbaren Versionen von Super Line und Super Line Pro Down verfügen über eine Mehrfachstromversorgung, die während der Installation konfiguriert werden kann, um die gewünschten Beleuchtungsbedingungen und Komfortniveaus zu erzielen. Die Installationskits verlassen die Fabrik mit 100 % ihrer Nennleistung (1050 mA).
Bei maximaler Leistung erfüllen alle Versionen von Super Line Pro die Anforderungen UGR <19 und L 65° <3000 cd.

The non-adjustable versions of Super Line and Super Line Pro Down are equipped with a multi-current driver, that can be set during the installation in order to achieve the required illumination conditions and comfort levels. Installation kits come from factory at 100% of their nominal power (1050 mA).
At maximum power, all versions of Super Line Pro comply with the requirements UGR<19 and L 65°<3000 cd.

Super Line

		Indirect		Direct	
Driver setting	**Light emission**	**UGR***	**L 65° < 3000 cd**	**UGR***	**L 65° < 3000 cd**
1050 mA	100%	UGR < 19			
850 mA	80%	UGR < 19			
700 mA	70%	UGR < 19			
550 mA	55%	UGR < 19	√		
500 mA	50%	UGR < 19	√	UGR < 19	√
350 mA	36%	UGR < 19	√	UGR < 19	√

*X=4H, Y=8H, S=0.25H, reflections 70/50/20

Super Line Pro

Light emission	**UGR***	**L 65° < 3000 cd**
Up & Down Majority Up	UGR < 14	√
Up & Down Majority Down	UGR < 17	√
Down	UGR < 18	√

Surface Power Supply Kit

60 W – 220/240V-Netzteil inbegriffen. Die Sets für Super Line und Super Line Pro Down verfügen über einen Treiber mit DIP-Schalter, um die maximale Lichtintensität auszuwählen.

60W – 220/240V power supply included. Kits for Super Line and Super Line Pro Down are equipped with a dip-switch driver to select the maximum intensities.

80 W – 220/240V-Netzteil inbegriffen. Die Sets für Super Line Pro Up&Down verfügen über zwei Ausgänge, um auszuwählen, welcher Teil (Up oder Down) eine größere Intensität hat.

80W – 220/240V power supply included. Kits for Super Line Pro Up&Down are equipped with two outputs to select which part (Up or Down) is brighter.



** Super Line / *** Super Line Pro

Super Line/Super Line Pro Down
Non Dimmable
08.0520.40
08.0520.02
08.0520.14
Dali Version*
08.0521.40
08.0521.02
08.0521.14

Super Line Pro Up&Down
Non Dimmable/Dali Version
08.0640.40
08.0640.02
08.0640.14

Recessed Power Supply Kit

60 W – 220/240V-Netzteil inbegriffen. Die Sets für Super Line und Super Line Pro Down verfügen über einen Treiber mit DIP-Schalter, um die maximale Lichtintensität auszuwählen.

60W – 220/240V power supply included. Kits for Super Line and Super Line Pro Down are equipped with a dip-switch driver to select the maximum intensities.

80 W – 220/240V-Netzteil inbegriffen. Die Sets für Super Line Pro Up&Down verfügen über zwei Ausgänge, um auszuwählen, welcher Teil (Up oder Down) eine größere Intensität hat.

80W – 220/240V power supply included. Kits for Super Line Pro Up&Down are equipped with two outputs to select which part (Up or Down) is brighter.

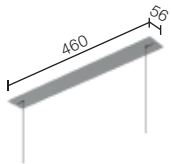

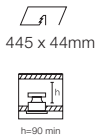

Super Line/Super Line Pro Down
Non Dimmable
08.0522.40
08.0522.02
08.0522.14
Dali Version*
08.0523.40
08.0523.02
08.0523.14

Super Line Pro Up&Down
Non Dimmable/Dali Version
08.0641.40
08.0641.02
08.0641.14

* Für Versionen 1-10V und Push wenden Sie sich an das Front Office / die technische Abteilung / For 1-10V and Push versions, please ask the Front Office/Technical Department.

NEW

Zubehör / Accessories

Remote Power Supply Kit

Enthält zwei Aufhängungssätze und ein Netzteil mit 60W - 220 / 240V. Die Sets für Super Line und Super Line Pro Down verfügen über einen Treiber mit DIP-Schalter, um die maximale Lichtintensität auszuwählen.

Includes two suspension kits and a 60W - 220/240V power supply. Kits for Super Line and Super Line Pro Down are equipped with a dip-switch driver to select the maximum intensities.

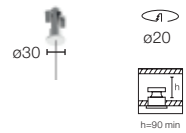

Super Line/Super Line Pro Down
Non Dimmable
- 08.0524.40
- 08.0524.02
- 08.0524.14

Dali Version*
- 08.0525.40
- 08.0525.02
- 08.0525.14

Enthält zwei Aufhängungssätze und ein Netzteil mit 80W - 220 / 240V. Die Sets für Super Line Pro Up&Down verfügen über zwei Ausgänge, um auszuwählen, welcher Teil (Up oder Down) eine größere Intensität hat.

Includes two suspension kits and a 80W - 220/240V power supply. Kits for Super Line Pro Up&Down are equipped with two outputs to select which part (Up or Down) is brighter.

Super Line Pro Up&Down
Non Dimmable/Dali Version
- 08.0642.40
- 08.0642.02
- 08.0642.14

Installation Sequence

Recessed Power Supply Kit

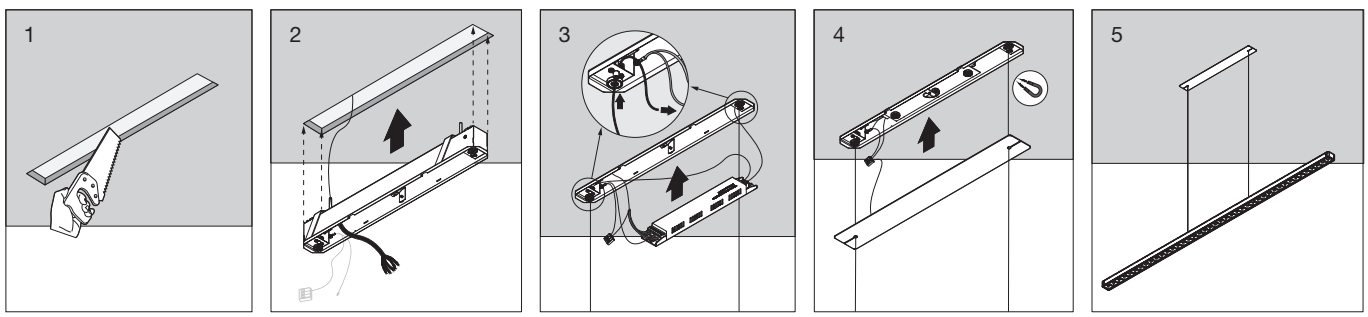

Surface Power Supply Kit

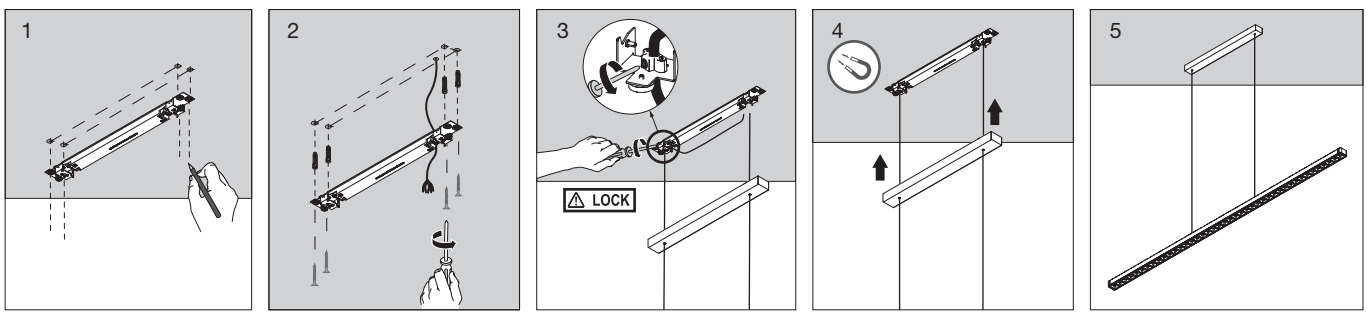

Remote Power Supply Kit

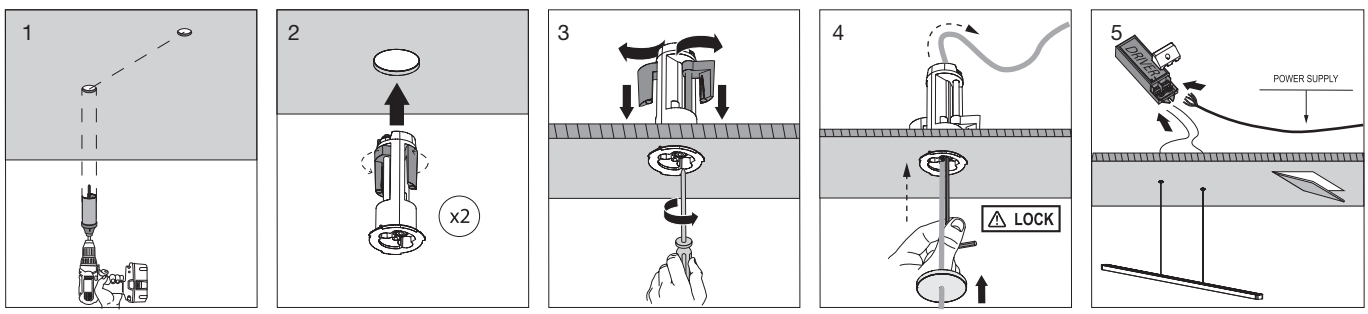

* Für Versionen 1-10V und Push wenden Sie sich an das Front Office / die technische Abteilung / For 1-10V and Push versions, please ask the Front Office/Technical Department.

SUPER FLAT

DESIGNED BY FLOS ARCHITECTURAL

SUSPENSION
DOWN / UP&DOWN

60X60



90X90



120X30



LIGHT SOURCE
TOP LED
3000K/CRI 90
4000K/CRI 90

SURFACE

60X60

90X90



120X30

LIGHT SOURCE
TOP LED
3000K/CRI 90
4000K/CRI 90

30 Weiss
30 White



02 Grau
02 Grey



14 Schwarz
14 Black



Produktbeschreibung
Leuchtenfamilie für die allgemeine Beleuchtung mit direkter oder indirekter Lichtverteilung. Die Produktfamilie Super Flat bietet unterschiedliche Versionen in quadratischer und rechteckiger Form jeweils aus fließgepresstem Aluminium und Winkeln aus Aluminiumdruckguss.
Super Flat verfügt über speziell konzipierte Führungen zur Gewährleistung eines optimalen Lichtstroms und für hohen Sehkomfort. Die Effizienz dieses innovativen Beleuchtungssystems ermöglicht es, Energieverluste auf ein Minimum zu reduzieren.
Für höhere Produktvielseitigkeit wurde die ganze Produktfamilie Super Flat als Hänge- und als Aufbauleuchte entwickelt.

Betriebsgerät
Die Leuchte wird mit Konstantstrom-Netzteilen 220/240V geliefert.

Zusatzinformationen
- 30x30-Version:
Schutzklasse II, Schutzgrad IP20.
- 60x60/90x90/120x20/120x30 Versionen:
Schutzklasse I, Schutzgrad IP20.

Qualitätszeichen
Das Gerät entspricht der europäischen technischen Norm EN60598-1 und den entsprechenden Zusatzregelungen.

Description
Family of general lighting luminaires with direct and indirect light distribution. The Super Flat family has several square and rectangular versions, all of which are made of extruded aluminium and with angle brackets made of injected aluminium.
Super Flat has some especially designed guides, guaranteeing optimal light flow and great visual comfort. Energy losses are minimised with this efficient and innovative lighting system.
The entire Super Flat family has been developed in suspended and surface mounted versions for greater product versatility.

Power Supply
The luminaire is supplied with integrated 220/240 V constant current power supply sources.

Additional Information
- Version 30x30:
Insulation class II, IP20 protection grade.
- Versions 60x60/90x90/120x20/120x30:
Insulation class I, IP20 protection grade.

Standard Compliance and Quality Marks
EN60598-1 European Technical Standards and any subsequent additions.

reddot design award
winner 2013

Super Flat Suspension 60x60 Down

Light Source: Top LED 3000K/CRI 90 / 4000K/CRI 90



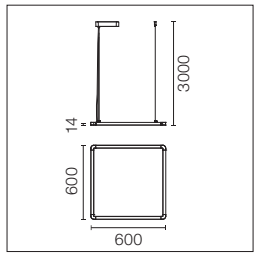



LED-Leuchte für die Allgemeinbeleuchtung. Hängeleuchte für die Deckenmontage. Netzteil 220/240V eingeschlossen.

3000K
Light Source:
Max. 4821 lm.
Lichtausbeute der Leuchte:
Max. 115 lm/W
4000K
Light Source:
Max. 5303 lm.
Lichtausbeute der Leuchte:
Max. 126 lm/W.

Gesamtverbrauch des Systems:
40W.

General lighting LED luminaire to be suspended from ceiling. Power supply 220/240V included.

3000K
Light Source:
Max. 4821 lm.
Luminous efficiency of luminaire:
Max. 115 lm/W
4000K
Light Source:
Max. 5303 lm.
Luminous efficiency of luminaire:
Max. 126 lm/W.

Total consumption of the system:
40W.

3000K
Non Dimmable
- 09.5010.30B
- 09.5010.02B
- 09.5010.14B

Dali Version
- 09.5010.30BDA
- 09.5010.02BDA
- 09.5010.14BDA

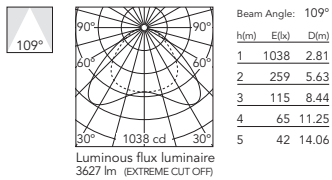

Luminous flux luminaire
3627 lm (EXTREME CUT OFF)

Beam Angle: 109°

h(m)	E(lx)	D(m)
1	1038	2.81
2	259	5.63
3	115	8.44
4	65	11.25
5	42	14.06

4000K
Non Dimmable
- 09.5011.30B
- 09.5011.02B
- 09.5011.14B

Dali Version
- 09.5011.30BDA
- 09.5011.02BDA
- 09.5011.14BDA

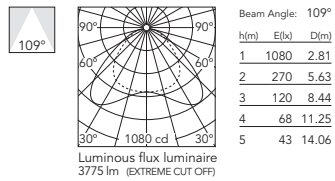

Luminous flux luminaire
3775 lm (EXTREME CUT OFF)

Beam Angle: 109°

h(m)	E(lx)	D(m)
1	1080	2.81
2	270	5.63
3	120	8.44
4	68	11.25
5	43	14.06

Super Flat Suspension 60x60 Up&Down

Light Source: Top LED 3000K/CRI 90 / 4000K/CRI 90



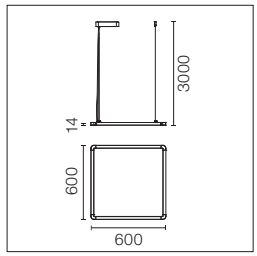

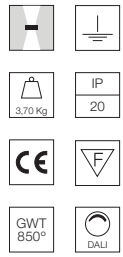

LED-Leuchte für die direkte und indirekte Allgemeinbeleuchtung. Hängeleuchte für die Deckenmontage. Netzteil 220/240V eingeschlossen.

3000K
Light Source:
Up: Max. 2410 lm.
Down: Max. 2410 lm.
Lichtausbeute der Leuchte:
Max. 115 lm/W
4000K
Light Source:
Up: Max. 2651 lm.
Down: Max. 2651 lm.
Lichtausbeute der Leuchte:
Max. 126 lm/W.

Gesamtverbrauch des Systems:
40W.

General lighting LED luminaire, direct and indirect beam, to be suspended from ceiling. Power supply 220/240V included.

3000K
Light Source:
Up: Max. 2410 lm.
Down: Max. 2410 lm.
Luminous efficiency of luminaire:
Max. 115 lm/W
4000K
Light Source:
Up: Max. 2651 lm.
Down: Max. 2651 lm.
Luminous efficiency of luminaire:
Max. 126 lm/W.

Total consumption of the system:
40W.

3000K
Non Dimmable
- 09.5015.30B
- 09.5015.02B
- 09.5015.14B

Dali Version
- 09.5015.30BDA
- 09.5015.02BDA
- 09.5015.14BDA

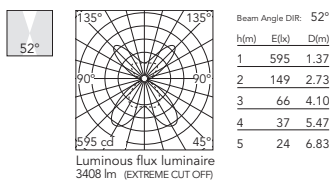

Luminous flux luminaire
3408 lm (EXTREME CUT OFF)

Beam Angle DIR: 52°

h(m)	E(lx)	D(m)
1	595	1.37
2	149	2.73
3	66	4.10
4	37	5.47
5	24	6.83

4000K
Non Dimmable
- 09.5016.30B
- 09.5016.02B
- 09.5016.14B

Dali Version
- 09.5016.30BDA
- 09.5016.02BDA
- 09.5016.14BDA

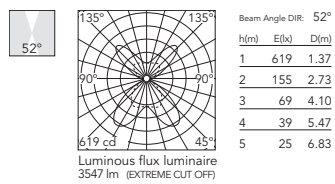

Luminous flux luminaire
3547 lm (EXTREME CUT OFF)

Beam Angle DIR: 52°

h(m)	E(lx)	D(m)
1	619	1.37
2	155	2.73
3	69	4.10
4	39	5.47
5	25	6.83

Super Flat Suspension 90x90 Down

Light Source: Top LED 3000K/CRI 90 / 4000K/CRI 90



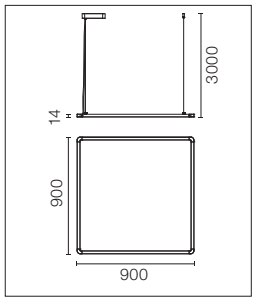



LED-Leuchte für die Allgemeinbeleuchtung. Hängeleuchte für die Deckenmontage. Netzteil 220/240V eingeschlossen.

3000K
Light Source:
Max. 6964 lm.
Lichtausbeute der Leuchte:
Max. 138 lm/W
4000K
Light Source:
Max. 7660 lm.
Lichtausbeute der Leuchte:
Max. 151 lm/W.

Gesamtverbrauch des Systems:
55W.

General lighting LED luminaire to be suspended from ceiling. Power supply 220/240V included.

3000K
Light Source:
Max. 6964 lm.
Luminous efficiency of luminaire:
Max. 138 lm/W
4000K
Light Source:
Max. 7660 lm.
Luminous efficiency of luminaire:
Max. 151 lm/W.

Total consumption of the system:
55W.

3000K
Non Dimmable
- 09.5020.30B
- 09.5020.02B
- 09.5020.14B

Dali Version
- 09.5020.30BDA
- 09.5020.02BDA
- 09.5020.14BDA

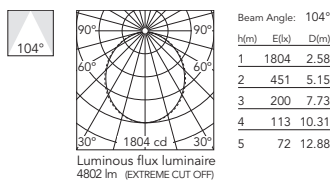

Luminous flux luminaire
4802 lm (EXTREME CUT OFF)

Beam Angle: 104°

h(m)	E(lx)	D(m)
1	1804	2.58
2	451	5.15
3	200	7.73
4	113	10.31
5	72	12.88

4000K
Non Dimmable
- 09.5021.30B
- 09.5021.02B
- 09.5021.14B

Dali Version
- 09.5021.30BDA
- 09.5021.02BDA
- 09.5021.14BDA

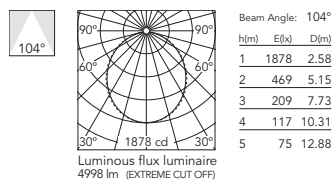

Luminous flux luminaire
4998 lm (EXTREME CUT OFF)

Beam Angle: 104°

h(m)	E(lx)	D(m)
1	1878	2.58
2	469	5.15
3	209	7.73
4	117	10.31
5	75	12.88

Super Flat Suspension 90x90 Up&Down

Light Source: Top LED 3000K/CRI 90 / 4000K/CRI 90



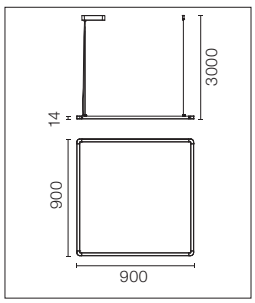



LED-Leuchte für die direkte und indirekte Allgemeinbeleuchtung. Hängeleuchte für die Deckenmontage. Netzteil 220/240V eingeschlossen.

3000K
Light Source:
Up: Max. 3482 lm.
Down: Max. 3482 lm.
Lichtausbeute der Leuchte:
Max. 138 lm/W
4000K
Light Source:
Up: Max. 3830 lm.
Down: Max. 3830 lm.
Lichtausbeute der Leuchte:
Max. 151 lm/W

Gesamtverbrauch des Systems:
55W.

General lighting LED luminaire, direct and indirect beam, to be suspended from ceiling. Power supply 220/240V included.

3000K
Light Source:
Up: Max. 3482 lm.
Down: Max. 3482 lm.
Luminous efficiency of luminaire:
Max. 138 lm/W
4000K
Light Source:
Up: Max. 3830 lm.
Down: Max. 3830 lm.
Luminous efficiency of luminaire:
Max. 151 lm/W

Total consumption of the system:
55W.

3000K
Non Dimmable
- 09.5025.30B
- 09.5025.02B
- 09.5025.14B

Dali Version
- 09.5025.30BDA
- 09.5025.02BDA
- 09.5025.14BDA

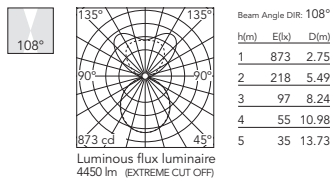

Luminous flux luminaire
4450 lm (EXTREME CUT OFF)

Beam Angle DIR: 108°

h(m)	E(lx)	D(m)
1	873	2.75
2	218	5.49
3	97	8.24
4	55	10.98
5	35	13.73

4000K
Non Dimmable
- 09.5026.30B
- 09.5026.02B
- 09.5026.14B

Dali Version
- 09.5026.30BDA
- 09.5026.02BDA
- 09.5026.14BDA

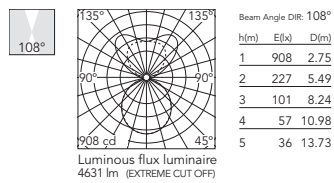

Luminous flux luminaire
4631 lm (EXTREME CUT OFF)

Beam Angle DIR: 108°

h(m)	E(lx)	D(m)
1	908	2.75
2	227	5.49
3	101	8.24
4	57	10.98
5	36	13.73

Super Flat Suspension 120x30 Down

Light Source: Top LED 3000K/CRI 90 / 4000K/CRI 90



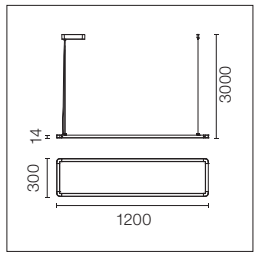

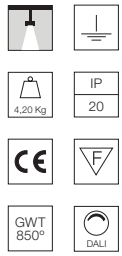

LED-Leuchte für die Allgemeinbeleuchtung. Hängeleuchte für die Deckenmontage. Netzteil 220/240V eingeschlossen.

3000K
Light Source:
Max. 6964 lm.
Lichtausbeute der Leuchte:
Max. 138 lm/W
4000K
Light Source:
Max. 7660 lm.
Lichtausbeute der Leuchte:
Max. 151 lm/W.

Gesamtverbrauch des Systems:
56W.

General lighting LED luminaire to be suspended from ceiling. Power supply 220/240V included.

3000K
Light Source:
Max. 6964 lm.
Luminous efficiency of luminaire:
Max. 138 lm/W
4000K
Light Source:
Max. 7660 lm.
Luminous efficiency of luminaire:
Max. 151 lm/W.

Total consumption of the system:
56W.

3000K
Non Dimmable
- ☐ 09.5040.30B
- ▒ 09.5040.02B
- ■ 09.5040.14B

Dali Version
- ☐ 09.5040.30BDA
- ▒ 09.5040.02BDA
- ■ 09.5040.14BDA



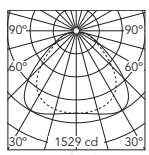

Luminous flux luminaire
4441 lm (EXTREME CUT OFF)

Beam Angle: 105°

h(m)	E(lx)	D(m)
1	1529	2.62
2	382	5.25
3	170	7.87
4	96	10.49
5	61	13.12

4000K
Non Dimmable
- ☐ 09.5041.30B
- ▒ 09.5041.02B
- ■ 09.5041.14B

Dali Version
- ☐ 09.5041.30BDA
- ▒ 09.5041.02BDA
- ■ 09.5041.14BDA



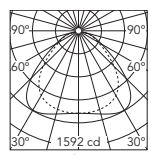

Luminous flux luminaire
4622 lm (EXTREME CUT OFF)

Beam Angle: 105°

h(m)	E(lx)	D(m)
1	1592	2.62
2	398	5.25
3	177	7.87
4	99	10.49
5	64	13.12

Super Flat Suspension 120x30 Up&Down

Light Source: Top LED 3000K/CRI 90 / 4000K/CRI 90



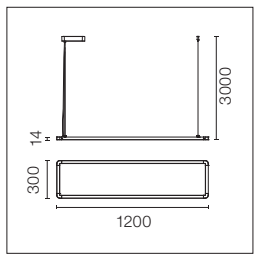

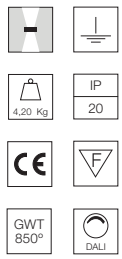

LED-Leuchte für die direkte und indirekte Allgemeinbeleuchtung. Hängeleuchte für die Deckenmontage. Netzteil 220/240V eingeschlossen.

3000K
Light Source:
Up: Max. 3482 lm.
Down: Max. 3482 lm.
Lichtausbeute der Leuchte:
Max. 138 lm/W
4000K
Light Source:
Up: Max. 3830 lm.
Down: Max. 3830 lm.
Lichtausbeute der Leuchte:
Max. 151 lm/W

Gesamtverbrauch des Systems:
56W.

General lighting LED luminaire, direct and indirect beam, to be suspended from ceiling. Power supply 220/240V included.

3000K
Light Source:
Up: Max. 3482 lm.
Down: Max. 3482 lm.
Luminous efficiency of luminaire:
Max. 138 lm/W
4000K
Light Source:
Up: Max. 3830 lm.
Down: Max. 3830 lm.
Luminous efficiency of luminaire:
Max. 151 lm/W

Total consumption of the system:
56W.

3000K
Non Dimmable
- ☐ 09.5045.30B
- ▒ 09.5045.02B
- ■ 09.5045.14B

Dali Version
- ☐ 09.5045.30BDA
- ▒ 09.5045.02BDA
- ■ 09.5045.14BDA



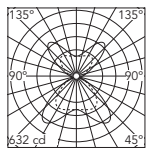

Luminous flux luminaire
4225 lm (EXTREME CUT OFF)

Beam Angle DIR: 109°

h(m)	E(lx)	D(m)
1	632	2.82
2	158	5.64
3	70	8.46
4	40	11.27
5	25	14.09

4000K
Non Dimmable
- ☐ 09.5046.30B
- ▒ 09.5046.02B
- ■ 09.5046.14B

Dali Version
- ☐ 09.5046.30BDA
- ▒ 09.5046.02BDA
- ■ 09.5046.14BDA



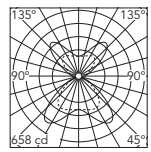

Luminous flux luminaire
4398 lm (EXTREME CUT OFF)

Beam Angle DIR: 109°

h(m)	E(lx)	D(m)
1	658	2.82
2	165	5.64
3	73	8.46
4	41	11.27
5	26	14.09

Super Flat Surface 60x60 Down

Light Source: Top LED 3000K/CRI 90 / 4000K/CRI 90

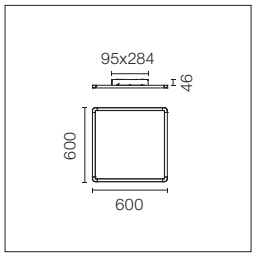

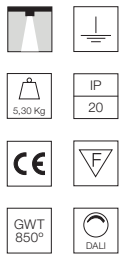

LED-Leuchte zur Deckenmontage für die Allgemeinbeleuchtung. Netzteil 220/240V eingeschlossen.

3000K
Light Source:
Max. 4821 lm.
Lichtausbeute der Leuchte:
Max. 115 lm/W
4000K
Light Source:
Max. 5303 lm.
Lichtausbeute der Leuchte:
Max. 126 lm/W.

Gesamtverbrauch des Systems:
40W.

Surface mounted general lighting LED luminaire. Power supply 220/240V included.

3000K
Light Source:
Max. 4821 lm.
Luminous efficiency of luminaire:
Max. 115 lm/W
4000K
Light Source:
Max. 5303 lm.
Luminous efficiency of luminaire:
Max. 126 lm/W.

Total consumption of the system:
40W.

3000K
Non Dimmable
- 09.6010.30B
- 09.6010.02B
- 09.6010.14B

Dali Version
- 09.6010.30BDA
- 09.6010.02BDA
- 09.6010.14BDA

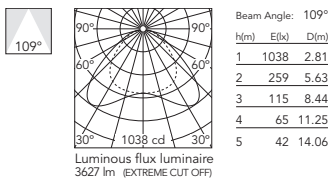

Luminous flux luminaire
3627 lm (EXTREME CUT OFF)

Beam Angle:	109°
h(m) E(lx)	D(m)
1 1038	2.81
2 259	5.63
3 115	8.44
4 65	11.25
5 42	14.06

4000K
Non Dimmable
- 09.6011.30B
- 09.6011.02B
- 09.6011.14B

Dali Version
- 09.6011.30BDA
- 09.6011.02BDA
- 09.6011.14BDA

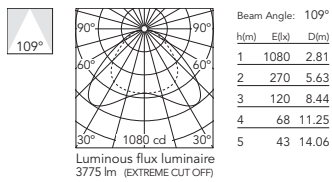

Luminous flux luminaire
3775 lm (EXTREME CUT OFF)

Beam Angle:	109°
h(m) E(lx)	D(m)
1 1080	2.81
2 270	5.63
3 120	8.44
4 68	11.25
5 43	14.06

Super Flat Surface 90x90 Down

Light Source: Top LED 3000K/CRI 90 / 4000K/CRI 90



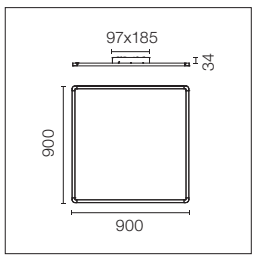



LED-Leuchte für die Allgemeinbeleuchtung. Hängeleuchte für die Deckenmontage. Netzteil 220/240V eingeschlossen.

3000K
Light Source:
Max. 6964 lm.
Lichtausbeute der Leuchte:
Max. 138 lm/W
4000K
Light Source:
Max. 7660 lm.
Lichtausbeute der Leuchte:
Max. 151 lm/W.

Gesamtverbrauch des Systems:
55W.

Surface mounted general lighting LED luminaire. Power supply 220/240V included.

3000K
Light Source:
Max. 6964 lm.
Luminous efficiency of luminaire:
Max. 138 lm/W
4000K
Light Source:
Max. 7660 lm.
Luminous efficiency of luminaire:
Max. 151 lm/W.

Total consumption of the system:
55W.

3000K
Non Dimmable
- 09.6020.30B
- 09.6020.02B
- 09.6020.14B

Dali Version
- 09.6020.30BDA
- 09.6020.02BDA
- 09.6020.14BDA

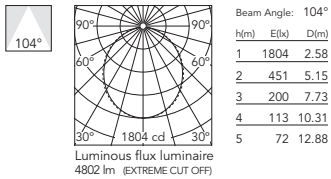

Luminous flux luminaire
4802 lm (EXTREME CUT OFF)

Beam Angle:	104°
h(m) E(lx)	D(m)
1 1804	2.58
2 451	5.15
3 200	7.73
4 113	10.31
5 72	12.88

4000K
Non Dimmable
- 09.6021.30B
- 09.6021.02B
- 09.6021.14B

Dali Version
- 09.6021.30BDA
- 09.6021.02BDA
- 09.6021.14BDA

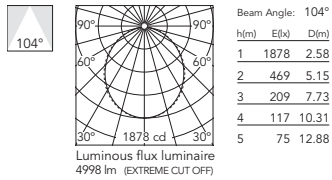

Luminous flux luminaire
4998 lm (EXTREME CUT OFF)

Beam Angle:	104°
h(m) E(lx)	D(m)
1 1878	2.58
2 469	5.15
3 209	7.73
4 117	10.31
5 75	12.88

Super Flat Surface 120x30 Down

Light Source: Top LED 3000K/CRI 90 / 4000K/CRI 90

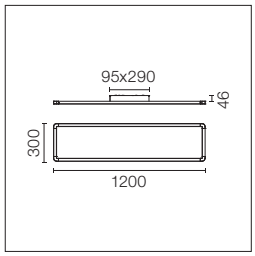

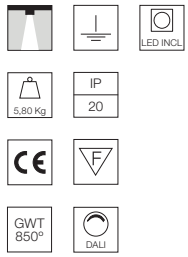

LED-Leuchte zur Deckenmontage für die Allgemeinbeleuchtung. Netzteil 220/240V eingeschlossen.

3000K
Light Source:
Max. 6964 lm.
Lichtausbeute der Leuchte:
Max. 138 lm/W
4000K
Light Source:
Max. 7660 lm.
Lichtausbeute der Leuchte:
Max. 151 lm/W.

Gesamtverbrauch des Systems:
56W.

Surface mounted general lighting LED luminaire. Power supply 220/240V included.

3000K
Light Source:
Max. 6964 lm.
Luminous efficiency of luminaire:
Max. 138 lm/W
4000K
Light Source:
Max. 7660 lm.
Luminous efficiency of luminaire:
Max. 151 lm/W.

Total consumption of the system:
56W.

3000K
Non Dimmable
- 09.6040.30B
- 09.6040.02B
- 09.6040.14B

Dali Version
- 09.6040.30BDA
- 09.6040.02BDA
- 09.6040.14BDA



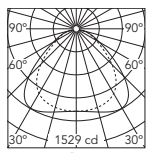

Luminous flux luminaire
4441 lm (EXTREME CUT OFF)

Beam Angle: 105°

h(m)	E(lx)	D(m)
1	1529	2.62
2	382	5.25
3	170	7.87
4	96	10.49
5	61	13.12

4000K
Non Dimmable
- 09.6041.30B
- 09.6041.02B
- 09.6041.14B

Dali Version
- 09.6041.30BDA
- 09.6041.02BDA
- 09.6041.14BDA



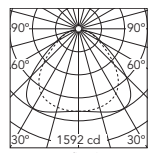

Luminous flux luminaire
4622 lm (EXTREME CUT OFF)

Beam Angle: 105°

h(m)	E(lx)	D(m)
1	1592	2.62
2	398	5.25
3	177	7.87
4	99	10.49
5	64	13.12

LIGHT BELL

DESIGNED BY PIERO LISSONI



LIGHT SOURCE
LED ARRAY
55W
6388 lm
2700K/CRI 90
6714 lm
3000K/CRI 90

Außen / Outside

- 70 Mattweiss / 70 Matt White
- AP Hochglänzendes Aluminium / AP Polished Aluminium
- AN Eloxiertes Schwarz / AN Anodized Black

Innen / Inside

- Eloxiertes Aluminium / Anodized Aluminium



- Eloxiertes Aluminium / Anodized Aluminium



- Gold / Gold



Außen / Outside

- 18 Dunkelbraun / 18 Dark Brown
- 7C Mattschwarz / 7C Matt Black

Innen / Inside

- Gold / Gold



- Galvanisiertes Kupfer / Galvanic Copper



Außen / Innen
Outside / Inside

- 76 Glas Transparent / 76 Transparent Glass



- CE Zement / CE Concrete



Produktbeschreibung
Hängeleuchte für Allgemeinbeleuchtung zur Installation in Innenräumen. Mit leistungsstarker LED-Lichtquelle der jüngsten Generation und thermoplastischem Diffusor für geringen Energieverlust.
Der Leuchtenreflektor wird gesondert geliefert und ist je nach Version aus präzisionsgedrücktem Aluminium in verschiedenen Dekors und aus transparentem Glas erhältlich. Netzteil im Leuchtenkörper integriert.

Betriebsgerät
Integriertes Konstantstrom-Netzteil 220/240V.

Zusatzinformationen
Erhältlich in den Versionen Dali und Dimmable Push.
Schutzgrad IP20.
Schutzklasse I.
Abstrahler vom Typ Pin-Block.

Qualitätszeichen
Das Gerät entspricht der europäischen technischen Norm EN60598-1 und den entsprechenden Zusatzregelungen.

Description
Suspended general lighting luminaire for indoor mounting. It has a high efficiency latest generation LED light source and a low-loss technical thermoplastic diffuser.
The reflector is supplied separately and is available in spun aluminium with different patterns, and ixn transparent glass, depending on the versions. Power supply source integrated into luminaire housing.

Power Supply
Integrated 220/240V constant voltage power supply source.

Additional Information
Available in Dali, and Dimmable Push versions.
IP20 protection grade.
Insulation class I.
Pin-block type dissipater.

Standard Compliance and Quality Marks
EN60598-1 European Technical Standards and any subsequent additions.

Light Bell Light Source

Light Source: LED Array 55W - 6388 lm - 2700K/CRI 90 / 55W - 6714 lm - 3000K/CRI 90



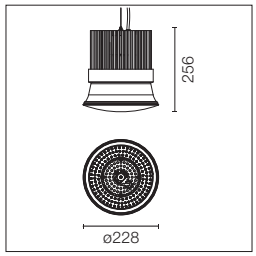

3,81 Kg

GWT 850°

IP 20

DALI

LED INCL

LED Pendelleuchte für Deckeninstallation (Höchstabstand zur Decke 4 meter). Netzteil 220/240V im Leuchtenkörper integriert. Reflektor ist nicht eingeschlossen, wird gesondert geliefert.
Bitte melden Sie sich für eine höhere Schutzart.

Suspended luminaire for mounting on the ceiling with LED light source. (4 metres maximum distance to ceiling). Power supply source 220/240V integrated into luminaire housing. Reflector not included; supplied separately.
Please ask us for a higher IP.

2700K
Non Dimmable
07.9641.14A
Dimmable Push
07.9641.14ADP
Dimmable Dali
07.9641.14ADA

3000K
Non Dimmable
07.9642.14A
Dimmable Push
07.9642.14ADP
Dimmable Dali
07.9642.14ADA

Light Bell Reflector



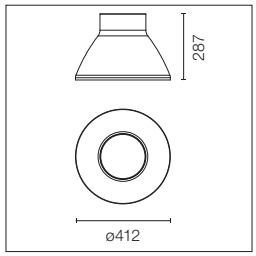

07.9630.70

0,95 Kg

E I **2700K**
07.9630.70
+
07.9641.14A

37°

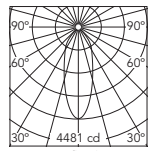

Luminous flux luminaire
3026 lm (EXTREME CUT OFF)

Beam Angle:		37°
h(m)	E(lx)	D(m)
1	4481	0.67
2	1120	1.33
3	498	2.00
4	280	2.67
5	179	3.34

E I **3000K**
07.9630.70
+
07.9642.14A

37°

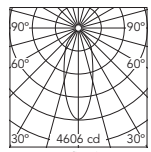

Luminous flux luminaire
3139 lm (EXTREME CUT OFF)

Beam Angle:		37°
h(m)	E(lx)	D(m)
1	4606	0.68
2	1152	1.35
3	512	2.03
4	288	2.70
5	184	3.38



07.9630.AP

0,95 Kg

E I **2700K**
07.9630.AP
+
07.9641.14A

37°

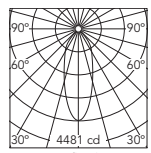

Luminous flux luminaire
3026 lm (EXTREME CUT OFF)

Beam Angle:		37°
h(m)	E(lx)	D(m)
1	4481	0.67
2	1120	1.33
3	498	2.00
4	280	2.67
5	179	3.34

E I **3000K**
07.9630.AP
+
07.9642.14A

37°

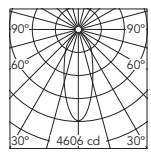

Luminous flux luminaire
3139 lm (EXTREME CUT OFF)

Beam Angle:		37°
h(m)	E(lx)	D(m)
1	4606	0.68
2	1152	1.35
3	512	2.03
4	288	2.70
5	184	3.38



07.9630.AN

0,95 Kg

E I **2700K**
07.9630.AN
+
07.9641.14A

78°

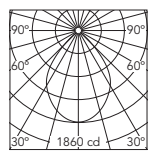

Luminous flux luminaire
2635 lm (EXTREME CUT OFF)

Beam Angle:		78°
h(m)	E(lx)	D(m)
1	1860	1.61
2	465	3.22
3	207	4.84
4	116	6.45
5	74	8.06

E I **3000K**
07.9630.AN
+
07.9642.14A

78°

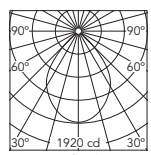

Luminous flux luminaire
2733 lm (EXTREME CUT OFF)

Beam Angle:		78°
h(m)	E(lx)	D(m)
1	1920	1.62
2	480	3.23
3	213	4.85
4	120	6.47
5	77	8.08

E= Außenfarbe
I= Innenfarbe

E= External Finish
I= Internal Finish

Light Bell Reflector



07.9630.18

0,95 Kg

E I **2700K**
07.9630.18
+
07.9641.14A

78°

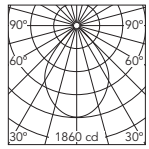

Luminous flux luminaire
2635 lm (EXTREME CUT OFF)

Beam Angle: 78°

h(m)	E(lx)	D(m)
1	1860	1.61
2	465	3.22
3	207	4.84
4	116	6.45
5	74	8.06

E I **3000K**
07.9630.18
+
07.9642.14A

78°

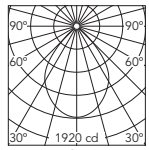

Luminous flux luminaire
2733 lm (EXTREME CUT OFF)

Beam Angle: 78°

h(m)	E(lx)	D(m)
1	1920	1.62
2	480	3.23
3	213	4.85
4	120	6.47
5	77	8.08



07.9630.7C

0,95 Kg

E I **2700K**
07.9630.7C
+
07.9641.14A

74°

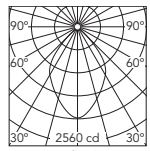

Luminous flux luminaire
3117 lm (EXTREME CUT OFF)

Beam Angle: 74°

h(m)	E(lx)	D(m)
1	2560	1.49
2	640	2.98
3	284	4.47
4	160	5.97
5	102	7.46

E I **3000K**
07.9630.7C
+
07.9642.14A

74°

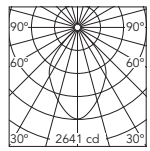

Luminous flux luminaire
3233 lm (EXTREME CUT OFF)

Beam Angle: 74°

h(m)	E(lx)	D(m)
1	2641	1.50
2	660	2.99
3	293	4.49
4	165	5.98
5	106	7.48



07.9630.76

3,41 Kg

2700K
07.9630.76
+
07.9641.14A

46°

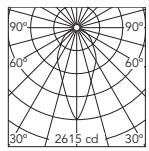

Luminous flux luminaire
3391 lm (EXTREME CUT OFF)

Beam Angle: 46°

h(m)	E(lx)	D(m)
1	2615	0.81
2	654	1.63
3	291	2.44
4	163	3.26
5	105	4.07

3000K
07.9630.76
+
07.9642.14A

46°

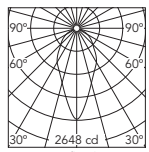

Luminous flux luminaire
3518 lm (EXTREME CUT OFF)

Beam Angle: 46°

h(m)	E(lx)	D(m)
1	2648	0.85
2	662	1.71
3	294	2.56
4	166	3.41
5	106	4.27



07.9630.CE

4 Kg

2700K
07.9630.CE
+
07.9641.14A

79°

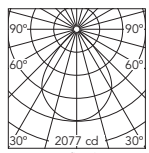

Luminous flux luminaire
3099 lm (EXTREME CUT OFF)

Beam Angle: 79°

h(m)	E(lx)	D(m)
1	2077	1.66
2	519	3.32
3	231	4.97
4	130	6.63
5	83	8.29

3000K
07.9630.CE
+
07.9642.14A

79°

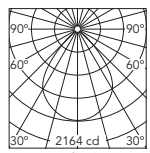

Luminous flux luminaire
3229 lm (EXTREME CUT OFF)

Beam Angle: 79°

h(m)	E(lx)	D(m)
1	2164	1.66
2	541	3.32
3	240	4.97
4	135	6.63
5	87	8.29

Zubehör / Accessories

Rosette für Innenräume. IP20.
Kabelaufhängung nicht enthalten.

Rosette for indoors. IP20. It does not include the suspension cable.



Non Dimmable
F0556020
Dimmable Push/*Dali
F0557020

* Die DALI-Version F0557020 verfügt über 4 m Kabel, 5 Pole und 0,75 mm² Querschnitt.
* The F0557020 Dali version has a 4-meter cable, 5 poles and a 0.75mm² section.

Rosette. IP54.
Enthält Kabelaufhängung von 4m.

Rosette. IP54.
Includes a 4-meter suspension cable.



08.8775.40

FORT KNOX WALL

DESIGNED BY PHILIPPE STARCK

FORT KNOX
WALL



LIGHT SOURCE
POWER LED
32W
2896 lm
3000K/CRI 90
3256 lm
4000K/CRI 90

FORT KNOX
WALL MINI



LIGHT SOURCE
POWER LED
25W
1985 lm
3000K/CRI 90
2133 lm
4000K/CRI 90

40 Weiss
40 White



05 Hochglänzendem
05 Polished Aluminium



14 Schwarz/RAL 9005
14 Black



Produktbeschreibung
Wandleuchte mit indirektem Licht.
Leuchtenkörper aus Aluminiumlegierungsdruckguss, handpoliert und mit flüssigem, transparentem Schutzlack überzogen oder weiß oder mattschwarz pulverlackiert.
Wandsupport aus Aluminiumdruckguss.
Dank ihres innovativen Designs erlaubt diese Halterung sowohl eine horizontale als auch vertikale Orientierung von bis zu 10 mm und garantiert eine perfekte Installation auf jeder Oberfläche. Zudem erlaubt die integrierte Wasserwaage dieses Fabrikats eine perfekte Ausrichtung der Leuchte.

Reflektoren
Asymetrische Linse, die dank ihrem speziellen Design eine maximale Effizienz der Beleuchtung und eine optimale Ausleuchtung garantiert.

Betriebsgerät
Nicht dimmbare, dimmbare 1-10V oder dimmbare Dali-Stromquelle im Leuchtenkörper integriert.

Zusatzinformationen
Schutzgrad IP20.
Schutzklasse I.

Qualitätszeichen
Das Gerät entspricht der europäischen technischen Norm EN60598-1 und den entsprechenden Zusatzregelungen.

Description
Luminary for wall application designed for indirect lighting.
Die-cast aluminium alloy body with hand polished finish and protected with transparent liquid paint, or powder-coated white or matt black.
Wall support made in injected aluminium. Thanks to its innovative design, this holder allows both horizontal and vertical regulation up to 10 mm, ensuring a perfect installation on any type of surface. Additionally, this product includes a spirit level, allowing a perfect luminaire calibration.

Reflectors
Thanks to its adapted design, the asymmetrical lens allow luminarie's maximum efficiency and optimal light distribution.

Power Supply
Non Dimmable, Dimmable 1-10V or Dimmable Dali power source incorporated in the luminaire body.

Additional Information
IP20 protection grade.
Insulation class I.

Standard Compliance and Quality Marks
EN60598-1 European Technical Standards and any subsequent additions.

Fort Knox Wall

Light Source: Power LED 32W - 2896 lm - 3000K/CRI 90 / 32W - 3256 lm - 4000K/CRI 90



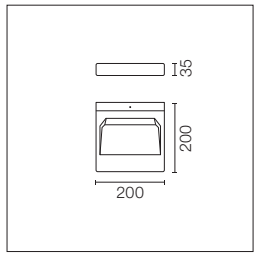

1,4 Kg

IP 20

GWT 850°

LED INCL

LED Deckenleuchte für indirekte Beleuchtung. Netzteil 220-240V in der Leuchte integriert.

Wall-mounted LED luminaire for indirect lighting. Power source 220-240V incorporated into luminaire's body.

3000K
Dimmable 1-10V
- 09.2110.40A
- 09.2110.05A
- 09.2110.14A

Dali Version
- 09.2110.40ADA
- 09.2110.05ADA
- 09.2110.14ADA

39°

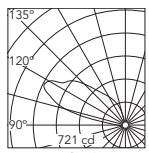

Luminous flux luminaire 2481 lm

39° - C180 0
62° - C270 90

Beam Angle: 39°

h(m)	E(lx)	D(m)
1	721	3.39
2	180	6.77
3	80	10.16
4	45	13.55
5	29	16.94

4000K
Dimmable 1-10V
- 09.2112.40A
- 09.2112.05A
- 09.2112.14A

Dali Version
- 09.2112.40ADA
- 09.2112.05ADA
- 09.2112.14ADA

39°

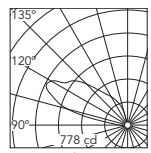

Luminous flux luminaire 2676 lm

39° - C180 0
62° - C270 90

Beam Angle: 39°

h(m)	E(lx)	D(m)
1	778	3.39
2	194	6.77
3	86	10.16
4	49	13.55
5	31	16.94

Fort Knox Wall Mini

Light Source: Power LED 25W - 1985 lm - 3000K/CRI 90 / 25W - 2133 lm - 4000K/CRI 90



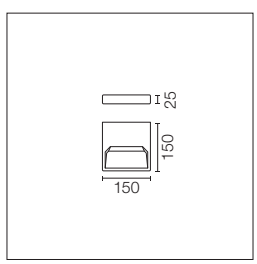

0,6 Kg

IP 20

GWT 850°

LED INCL

LED Deckenleuchte für indirekte Beleuchtung. Netzteil 220-240V in der Leuchte integriert.
Mains Dimming auf Anfrage.

Wall-mounted LED luminaire for indirect lighting. Power source 220-240V incorporated into luminaire's body.
Mains Dimming under request.

3000K
Non Dimmable
- 09.2125.40
- 09.2125.05
- 09.2125.14

35°

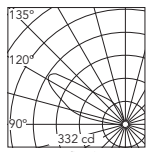

Luminous flux luminaire 1440 lm

35° - C180 0
90° - C270 90

Beam Angle: 35°

h(m)	E(lx)	D(m)
1	332	3.50
2	83	6.99
3	37	10.49
4	21	13.99
5	13	17.49

4000K
Non Dimmable
- 09.2127.40
- 09.2127.05
- 09.2127.14

35°

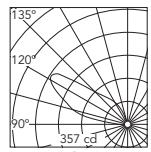

Luminous flux luminaire 1548 lm

35° - C180 0
90° - C270 90

Beam Angle: 35°

h(m)	E(lx)	D(m)
1	357	3.50
2	89	6.99
3	40	10.49
4	22	13.99
5	14	17.49

THIN LED

DESIGNED BY FLOS ARCHITECTURAL



LIGHT SOURCE
TOP LED
20W/m
24V
1822 lm/m
3000K/CRI 90

30 Weiss
30 White



29 Eloxiertes Aluminium
29 Anodized Aluminium



BZ Eloxiertes Bronze
BZ Anodized Bronze



Dies Modell wurde patentiert und eingetragen / Patented and registered model.

Produktbeschreibung
Wandleuchte für indirekte Beleuchtung.
Eloxiertes Aluminiumgehäuse mit integriertem optischem Reflektor aus hochreinem Aluminium. Besonders einfache Installation und extrem vielseitig. Die Platine besteht aus Verbindungsmodulen mit Doppelverbindern über Silberkontakte. So wirden eine sichere Stromversorgung gewährleistet und Schäden bei der Montage vermieden.
Die LEDs mit sehr geringem Abstand und einem 120°-Abstrahlwinkel sorgen gemeinsam mit dem Reflexionssystem für eine sehr hohe und ausgeglichene Beleuchtungsleistung. Ein patentiertes Beleuchtungssteuerungssystem garantiert eine sehr hohe Leuchtleistung mit optimierter und höchst angenehmer Lichtverteilung.

Betriebsgerät
24-V-Netzgeräte erhältlich für 20W bis 100W Leistung (Länge 3 Meter).
Dimmer-Systeme mit 1-10V oder Dali verfügbar.

Zusatzinformationen
LED-Module: 404 mm - 1201 mm - 1034 mm – 2040 mm - 2541 mm- 3042 mm.
Blindmodul: 1034 mm.
Max. Anschlusslänge: 3.044 mm.
Seitenabdeckung wird mitgeliefert.
Schutzgrad IP20.
Schutzklasse III.
Auf normal entflammbaren Oberflächen einsetzbar.

Qualitätszeichen
Das Gerät entspricht der europäischen technischen Norm EN60598-1 und den entsprechenden Zusatzregelungen.

Description
Wall application luminaire for indirect lighting.
Anodised aluminium housing with internal super-pure optical aluminium reflector. Very easy to install and extremely versatile. The printed circuit is made of jointed modules with double connector through silver contacts. This ensure a safe power supply avoiding damages which could be caused during assembling phase.
The utilized LED, with a very tight pitch and a 120° emission, together with the reflection system, grant a very high and even lighting emission performance.
Thanks to a patented light emission control system, the light fitting performance is really high, with an optimized and very comfortable light distribution.

Power Supply
24V power supplies available with a power of between 20W and 100W (3 metres in length).
Control system with 1-10V dimmer or Dali available.

Additional Information
Led modules: 404 mm - 1201 mm - 1034 mm – 2040 mm - 2541 mm- 3042 mm.
Blind module: 1034 mm.
Max connection length 3044 mm.
Side covers included.
IP20 protection grade.
Classe d'isolation III.
Suitable for installation on normally inflammable surfaces.

Standard Compliance and Quality Marks
EN60598-1 European Technical Standards and any subsequent additions.

Thin LED

Light Source: Top LED 20W/m - 24V - 1822 lm/m - 3000K/CRI 90



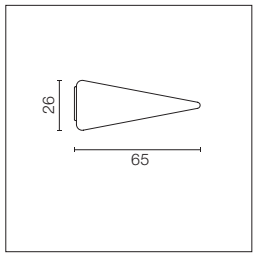

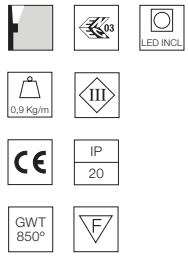

Wandleuchte für LED indirekte Beleuchtung. Fern-Driver ist nicht eingeschlossen.

Wall application luminaire for indirect lighting with LED. Remote transformer not included.

L: 404 mm
6,8W - 711 lm - 16 LEDs
- 09.0045.30B
- 09.0045.29B
- 09.0045.BZB

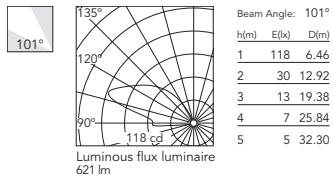

Luminous flux luminaire 621 lm

Beam Angle: 101°		
h(m)	E(lx)	D(m)
1	118	6.46
2	30	12.92
3	13	19.38
4	7	25.84
5	5	32.30

L: 2040 mm
41W - 4266 lm - 84 LEDs
- 09.0101.30B
- 09.0101.29B
- 09.0101.BZB

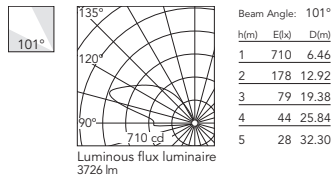

Luminous flux luminaire 3726 lm

Beam Angle: 101°		
h(m)	E(lx)	D(m)
1	710	6.46
2	178	12.92
3	79	19.38
4	44	25.84
5	28	32.30

L: 1034 mm
20,5W - 2133 lm - 42 LEDs
- 09.0100.30B
- 09.0100.29B
- 09.0100.BZB

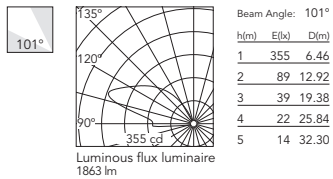

Luminous flux luminaire 1863 lm

Beam Angle: 101°		
h(m)	E(lx)	D(m)
1	355	6.46
2	89	12.92
3	39	19.38
4	22	25.84
5	14	32.30

L: 2541 mm
47,8W - 5250 lm - 105 LEDs
- 09.0102.30B
- 09.0102.29B
- 09.0102.BZB

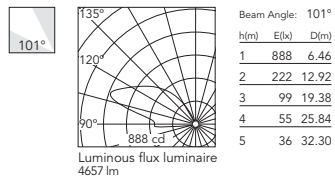

Luminous flux luminaire 4657 lm

Beam Angle: 101°		
h(m)	E(lx)	D(m)
1	888	6.46
2	222	12.92
3	99	19.38
4	55	25.84
5	36	32.30

L: 1201 mm
23,9W - 2450 lm - 55 LEDs
- 09.0120.30B
- 09.0120.29B
- 09.0120.BZB

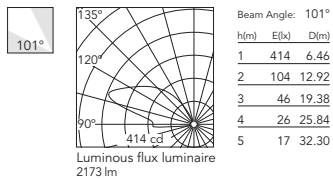

Luminous flux luminaire 2173 lm

Beam Angle: 101°		
h(m)	E(lx)	D(m)
1	414	6.46
2	104	12.92
3	46	19.38
4	26	25.84
5	17	32.30

L: 3042 mm
61,5W - 6399 lm - 126 LEDs
- 09.0103.30B
- 09.0103.29B
- 09.0103.BZB

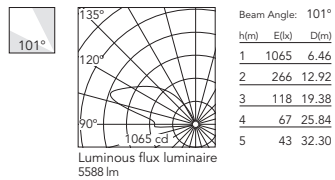

Luminous flux luminaire 5588 lm

Beam Angle: 101°		
h(m)	E(lx)	D(m)
1	1065	6.46
2	266	12.92
3	118	19.38
4	67	25.84
5	43	32.30

L: 1034 mm BLIND*
- 09.0104.30A
- 09.0104.29A
- 09.0104.BZA

* Um gleichmäßige Profillinien zu erstellen / To create continuous profile lines.

Treiber / Drivers

Elektronischer Transformator für LED mit beständiger Spannung (24V) – 100/240 V.

Electronic transformer with constant voltage (24V) for LED. 100/240V.



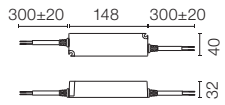

25W
60.8703



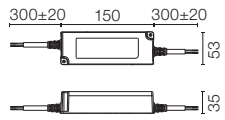

60W
60.9089



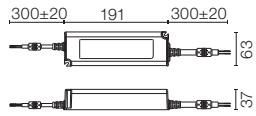

120W
60.9407

Steuereinheit für 1-10V-Dimmung; 1-Kanal-Steuerung für 24V-LED-Module; Netzgerät nicht inbegriffen. Max. 120W - 5A.

Dimmable 1-10V control unit with 1 channel for 24V LED modules. Power supply not included. Max. 120W - 5A.



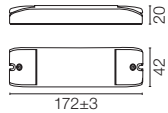

60.8640

Steuereinheit für Dali-Dimmung; 1-Kanal-Steuerung für 24 V-LED-Module; Netzgerät nicht inbegriffen. Maximale Länge 5 m/92,5W.

Dimmable Dali control unit with 1 channel for 24 V LED modules. Power supply not included. Maximum lenght 5 m/92,5W.



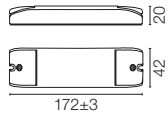

60.8635

WALL SYSTEM

DESIGNED BY ANTONIO CITTERIO

BACK 1	BACK 1 OPTICAL SWITCH	BACK 2	UP&DOWN	MINIKELVIN WALL FLEX	MINIKELVIN FLEX
					
LIGHT SOURCE TOP LED 6W 426 lm 3000K/CRI 80		**LIGHT SOURCE** TOP LED 8W 553 lm 3000K/CRI 80	**LIGHT SOURCE** POWER LED 4W 2X150 lm 3000K/CRI 82	**LIGHT SOURCE** TOP LED 4W 216 lm 3000K/CRI 85	

Wall System

57 Chrom
57 Chrome



Minikelvin

09 Weiss
09 White



57 Chrom
57 Chrome



30 Schwarz
30 Black



Drehbar um 360° und schwenkbar 120°.
Can be rotated 360° and swivelled 120°.

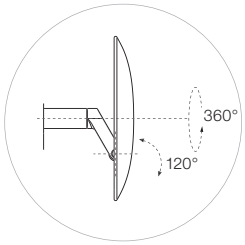

Produktbeschreibung
Produktfamilie von Wandleuchten mit indirektem Licht (Wall System Back), direktem Licht mit doppelter Lichtausstrahlung (Wall System Up&Down) und mit Streulicht (Wall System Minikelvin Flex und Minikelvin Wall Flex).
- Wall System Back und Wall System Up&Down:
Leuchtkörper aus druckgegossenem Aluminium mit Chrom-Finish, Wandbefestigung aus spritzgegossenem Polycarbonat. Der Streuschirm ist aus spritzgegossenem, innen photograviertem Methacrylat.
- Wall System Minikelvin Flex:
Kopfteil aus verchromtem oder lackiertem druckgegossenem Aluminium (weiß/schwarz), auf Schlauch montiert, Streuschirm aus außen photograviertem Methacrylat mit Aluminiumrahmen.
Die Modelle Back, Up&Down und Minikelvin Flex sind in zwei Ausführungen verfügbar: Einbaugerät mit integriertem Treiber, mit runden Friesen (ø125) zur Wandmontage, aluminiumfarben, weiß oder schwarz, oder Einbaugerät mit Fernsteuerungstreiber, flächenbündig ohne Fries.
Bei der Ausführung mit integriertem Treiber werden als Schalung unterschiedslos Einbaugehäuse für Mauerwerk oder Gipskartonelemente verwendet, die in ganz Europa im Handel erhältlich sind; was den amerikanischen Markt betrifft, ist als Installationssystem ein Standard-Anschlusskasten vorgesehen.
- Minikelvin Wall Flex:
Kopfteil aus verchromtem oder lackiertem druckgegossenem Aluminium (weiß/schwarz), auf Schlauch montiert, Streuschirm aus außen photograviertem Methacrylat mit Aluminiumrahmen. Wandbefestigung aus spritzgegossenem Polycarbonat (PC).

Einspeisung
Die Ausführungen mit integriertem Treiber sind mit einem elektronischen Transformator der neuesten Generation ausgestattet.

Zusatzinformationen
Schutzgrad IP20.
Schutzklasse III.
Auf normal entflammbaren Oberflächen einsetzbar.

Qualitätszeichen
Das Gerät entspricht der europäischen technischen Norm EN60598-1 und den entsprechenden Zusatzregelungen.

Description
Range of indirect-illumination (Wall System Back), dual-emission, direct-illumination (Wall System up&down) and diffuse illumination (Wall System Minikelvin Flex and Minikelvin Wall Flex) wall-mounted lighting devices.
- Wall System Back and Wall System Up&Down:
Body in die-cast aluminium with chrome finish, wall attachment in injection-stamped PC. The diffuser is in injection-stamped, internally photo-etched methacrylate.
- Wall System Minikelvin Flex:
Die-cast head in chrome finish or painted (black / white) mounted on flexible tube, diffuser in methacrylate externally photo-etched with aluminate frame.
For the Back, Up&Down and Minikelvin Flex models, two versions are available: recessed with integrated driver, which takes round wall ornamentals (ø125) in aluminium, white or black colour, or recessed with remote driver, flush with wall without ornamental. The version with integrated driver uses as casing either masonry boxes or plaster board, widely available all over Europe. For the US market, housing in the standard J-box is envisaged.
- Minikelvin Wall Flex:
Die-cast head in chrome finish or painted (black / white) mounted on flexible tube, diffuser in methacrylate externally photo-etched with aluminate frame. Wall attachment in injection-stamped PC.

Power Supply
Versions with integrated driver have a latest-generation electronic transformer.

Additional Information
IP20 protection grade.
Insulation class III.
Suitable for installation on normally inflammable surfaces.

Standard Compliance and Quality Marks
EN60598-1 European Technical Standards and any subsequent additions.

Wall System Back 1 Remote Power Supply

Light Source: Top LED 6W - 426 lm - 3000K/CRI 80



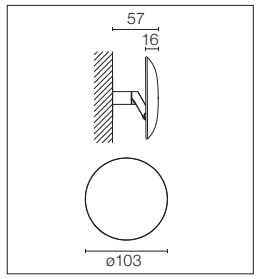

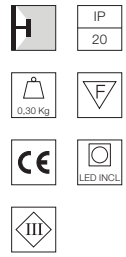

Leuchte zur flächenbündigen Montage mit indirektem Licht mit Fernsteuerungstreiber.

Indirect-illumination lighting device for installation flush with the wall with remote driver.

F9492057



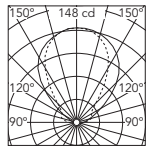

Luminous flux luminaire
269 lm

Beam Angle: 70°

h(m)	E(lx)	D(m)
1	148	2.05
2	37	4.10
3	16	6.16
4	9	8.21
5	6	10.26

Wall System Back 1 Power Supply Integrated

Light Source: Top LED 6W - 426 lm - 3000K/CRI 80



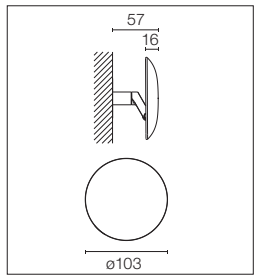

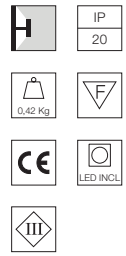

Wandleuchte mit indirektem Licht, integriertem Treiber und rundem Fries (ø125).

Siehe erhältliches Zubehör.
Für Installationen in Rigips muss ein Gehäuse mit den Mindestabmessungen 110,2 x 68,8 x 53,7 mm verwendet werden.

Indirect-illumination lighting device for wall mounting with integrated driver and with round ornamental (ø125).

See available accessories.
For installation on plasterboard, a box of minimum size 110.2 x 68.8 x 53.7 mm must be used.

F9494057



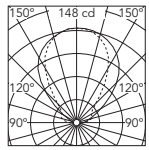

Luminous flux luminaire
269 lm

Beam Angle: 70°

h(m)	E(lx)	D(m)
1	148	2.05
2	37	4.10
3	16	6.16
4	9	8.21
5	6	10.26

Wall System Back 1 Remote Power Supply Optical Switch

Light Source: Top LED 6W - 426 lm - 3000K/CRI 80



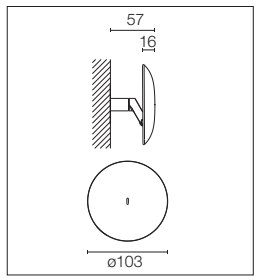



Leuchte zur flächenbündigen Montage mit indirektem Licht mit Fernsteuerungstreiber.
ON/OFF-Schalter mit Soft-Touch-Technologie und Einstellung des Lichtstroms mit zwei Intensitäten (100 % – 50 % – 0 %).

Indirect-illumination lighting device for installation flush with the wall with remote driver.
ON/OFF switch with Soft Touch technology and light flow adjustment to 2 intensities (100% - 50% - 0%).

F9493057



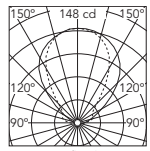

Luminous flux luminaire
269 lm

Beam Angle: 70°

h(m)	E(lx)	D(m)
1	148	2.05
2	37	4.10
3	16	6.16
4	9	8.21
5	6	10.26

Wall System Back 1 Power Supply Integrated Optical Switch

Light Source: Top LED 6W - 426 lm - 3000K/CRI 80



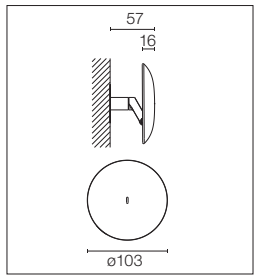



Wandleuchte mit indirektem Licht, integriertem Treiber und rundem Fries (ø125).
ON/OFF-Schalter mit Soft-Touch-Technologie und Einstellung des Lichtstroms mit zwei Intensitäten (100 % – 50 % – 0 %).

Siehe erhältliches Zubehör.

Indirect-illumination lighting device for wall mounting with integrated driver and with round ornamental (ø125). ON/OFF switch with Soft Touch technology and light flow adjustment to 2 intensities (100% - 50% - 0%).

See available accessories.

F9497057

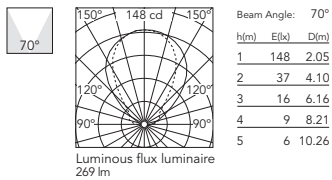

Beam Angle: 70°

h(m)	E(lx)	D(m)
1	148	2.05
2	37	4.10
3	16	6.16
4	9	8.21
5	6	10.26

Luminous flux luminaire
269 lm

Wall System Back 2 Remote Power Supply

Light Source: Top LED 8W - 553 lm - 3000K/CRI 80



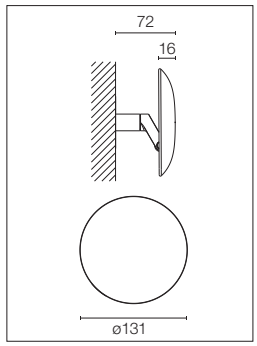

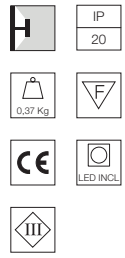

Leuchte zur flächenbündigen Montage mit indirektem Licht mit Fernsteuerungstreiber.

Indirect-illumination lighting device for installation flush with the wall with remote driver.

F9466057

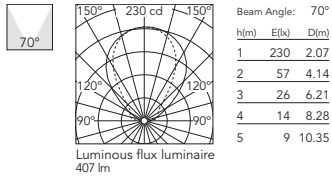

Beam Angle: 70°

h(m)	E(lx)	D(m)
1	230	2.07
2	57	4.14
3	26	6.21
4	14	8.28
5	9	10.35

Luminous flux luminaire
407 lm

Wall System Back 2 Power Supply Integrated

Light Source: Top LED 8W - 553 lm - 3000K/CRI 80



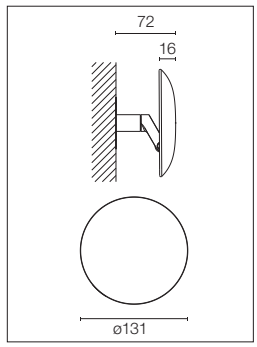

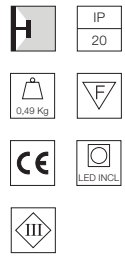

Wandleuchte mit indirektem Licht, integriertem Treiber und rundem Fries (ø125).

Siehe erhältliches Zubehör.
Für Installationen in Rigips muss ein Gehäuse mit den Mindestabmessungen 110,2 x 68,8 x 53,7 mm verwendet werden.

Indirect-illumination lighting device for wall mounting with integrated driver and with round ornamental (ø125).

See available accessories.
For installation on plasterboard, a box of minimum size 110.2 x 68.8 x 53.7 mm must be used.

F9467057

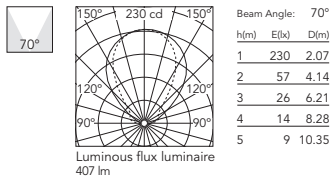

Beam Angle: 70°

h(m)	E(lx)	D(m)
1	230	2.07
2	57	4.14
3	26	6.21
4	14	8.28
5	9	10.35

Luminous flux luminaire
407 lm

Wall System Up&Down Remote Power Supply

Light Source: Power LED 4W - 2x150 lm - 3000K/CRI 82



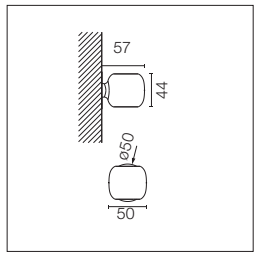

IP 20 · 0,27 Kg · F · CE · LED INCL · III

Leuchte zur flächenbündigen Montage mit doppelter Lichtausstrahlung mit Fernsteuerungstreiber.

Lighting device with dual emission bulb for installation flush with the wall with remote driver.

F9477057

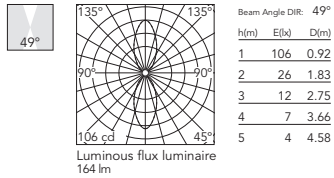

Beam Angle DIR: 49°

h(m)	E(lx)	D(m)
1	106	0.92
2	26	1.83
3	12	2.75
4	7	3.66
5	4	4.58

Luminous flux luminaire 164 lm

Wall System Up&Down Power Supply Integrated

Light Source: Power LED 4W - 2x150 lm - 3000K/CRI 82



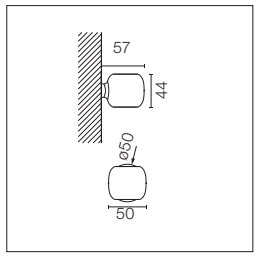

IP 20 · 0,39 Kg · F · CE · LED INCL · III

Wandleuchte mit doppelter Lichtausstrahlung mit integriertem Treiber und rundem Fries (ø125).

Siehe erhältliches Zubehör. Für Installationen in Rigips muss ein Gehäuse mit den Mindestabmessungen 110,2 x 68,8 x 53,7 mm verwendet werden.

Lighting device with dual emission bulb for wall mounting with remote driver and with round ornamental (ø125).

See available accessories. For installation on plasterboard, a box of minimum size 110.2 x 68.8 x 53.7 mm must be used.

F9474057

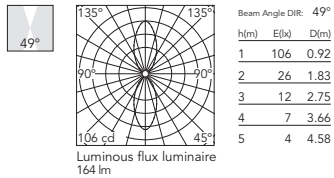

Beam Angle DIR: 49°

h(m)	E(lx)	D(m)
1	106	0.92
2	26	1.83
3	12	2.75
4	7	3.66
5	4	4.58

Luminous flux luminaire 164 lm

Minikelvin Wall Flex

Light Source: Top LED 4W - 216 lm - 3000K/CRI 85



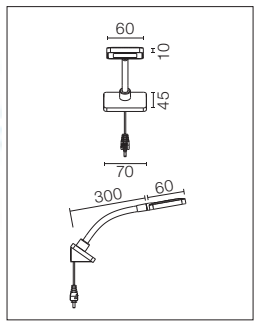

IP 20 · 0,38 Kg · F · CE · 0-50-100% DIMMER · III · LED INCL

Wandleuchte mit Streulicht. Wandbefestigung aus druckgegossenem Aluminium. Vorschaltgerät: auf dem Stecker. Nutzlänge Kabel: 200 cm. ON/OFF-Schalter mit Soft-Touch-Technologie und Einstellung des Lichtstroms mit zwei Intensitäten (100 % – 50 % – 0 %).

Diffuse illumination lighting device for wall mounting Wall attachment in die-cast aluminium. The adaptor is on the plug and the useful cable length is 200 cm. ON/OFF switch with Soft Touch technology and light flow adjustment to 2 intensities (100% - 50% - 0%).

F4185009
F4185057
F4185030

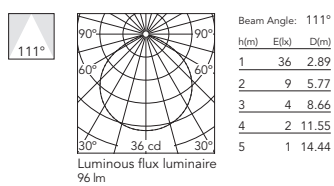

Beam Angle: 111°

h(m)	E(lx)	D(m)
1	36	2.89
2	9	5.77
3	4	8.66
4	2	11.55
5	1	14.44

Luminous flux luminaire 96 lm

Wall System Minikelvin Flex Remote Power Supply

Light Source: Top LED 4W - 216 lm - 3000K/CRI 85



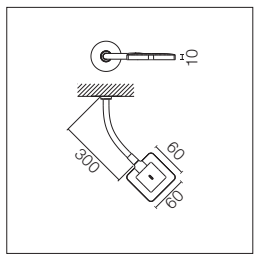



Leuchte zur flächenbündigen Montage mit Streulicht mit Fernsteuerungstreiber. ON/OFF-Schalter mit Soft-Touch-Technologie und Einstellung des Lichtstroms mit zwei Intensitäten (100 % – 50 % – 0 %).

Diffuse illumination lighting device for installation flush with the wall with remote driver. ON/OFF switch with Soft Touch technology and light flow adjustment to 2 intensities (100% - 50% - 0%).

F9478009
F9478057
F9478030



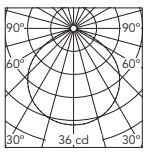

Luminous flux luminaire
96 lm

Beam Angle: 111°

h(m)	E(lx)	D(m)
1	36	2.89
2	9	5.77
3	4	8.66
4	2	11.55
5	1	14.44

Wall System Minikelvin Flex Power Supply Integrated

Light Source: Top LED 4W - 216 lm - 3000K/CRI 85



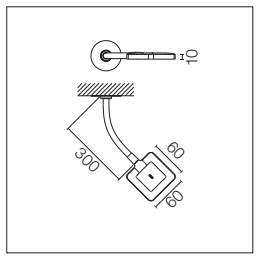



Leuchte zur flächenbündigen Montage mit Streulicht mit Fernsteuerungstreiber. ON/OFF-Schalter mit Soft-Touch-Technologie und Einstellung des Lichtstroms mit zwei Intensitäten (100 % – 50 % – 0 %).

Siehe erhältliches Zubehör. Für Installationen in Rigips muss ein Gehäuse mit den Mindestabmessungen 110,2 x 68,8 x 53,7 mm verwendet werden.

Diffuse illumination lighting device for installation flush with the wall with integrated driver and with round ornamental (ø125). ON/OFF switch with Soft Touch technology and light flow adjustment to 2 intensities (100% - 50% - 0%).

See available accessories. For installation on plasterboard, a box of minimum size 110.2 x 68.8 x 53.7 mm must be used.

F9463009
F9463057
F9463030



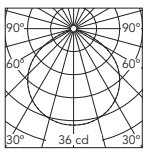

Luminous flux luminaire
96 lm

Beam Angle: 111°

h(m)	E(lx)	D(m)
1	36	2.89
2	9	5.77
3	4	8.66
4	2	11.55
5	1	14.44

Zubehör / Accessories

Unterputzdose für 3 module für mauerwerk, abmessungen 119x80x50 mm.

3-Module flush mounted box for masonry, measuring 119x80x50 mm.



80.8067

Treiber / Drivers

Elektronischer transformator für LED mit beständiger Spannung (24V). 220/240V, 50/60Hz.

Electronic transformer with constant voltage (24V) for LED. 220/240V, 50/60Hz.



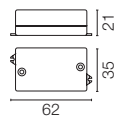

8W - Remote installation
60.8079

Elektronischer Transformator für LED mit beständiger Spannung (24V). 110/240V, 50/60Hz.

Electronic transformer with constant voltage (24V) for LED. 110/240V, 50/60Hz.



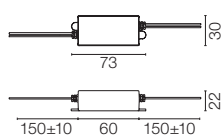

60.9157

G - O

DESIGNED BY JORGE HERRERA



LIGHT SOURCE
TOP LED
1,2W
105 lm
3000K/CRI 90

☐ 30 Mattweiss
30 White



29 Eloxiertes Aluminium
29 Anodized Aluminium



55 Inox
55 Stainless Steel



BZ Bronze
BZ Bronze



AN Eloxiertes Schwarz
AN Anodized Black



Lichtfarben
Light Colours

☐ Weisses Licht
White Light



Amber Licht
Amber Light



Produktbeschreibung
Einbaulichtquelle für die Innenanwendung in allen Ausführungen außer Inox, welches auch zur Außenanwendung geeignet ist.
Erhältlich mit LED-Leuchte der neuesten Generation, um den unterschiedlichen Signalansprüchen an Durchgängen und auf Treppen gerecht zu werden. Dank integriertem Farbdiffusor in verschiedenen Beleuchtungsfarben verfügbar. Der Lichtquellenkörper besteht aus Aluminium, Edelstahl oder bearbeitetem Bronze.

Betriebsgerät
Netzgerät für Konstantstrom nicht im Lieferumfang enthalten, aber als Zubehör erhältlich.
Es ist möglich, bis zu 6 oder 15 G-O mit den empfohlenen Stromquellen zu installieren.

Zubehör
Verfügt über Einbauzubehör aus stranggepresstem Aluminium für Betonwände.

Zusatzinformationen
Schutzgrad IP65.
Schutzklasse III.
Auf normal entflammbaren Oberflächen einsetzbar.

Qualitätszeichen
Das Gerät entspricht der europäischen technischen Norm EN60598-1 und den entsprechenden Zusatzregelungen.

Description
Embedded light fixture for indoor use in all its finishes, except stainless steel which is suitable for outdoor use. Available with next-generation LED light source, suitable for responding to diverse signalling needs on pathways or stairways. Available in different light shades, through coloured internal diffuser. Light body made of aluminium, stainless steel or machined bronze.

Power Supply
Constant voltage power supply not included, available as an accessory.
Up to 6 or 15 G-O can be installed with the recommended power sources.

Accessories
With extruded aluminium accessories for embedding in concrete walls.

Additional Information
IP65 protection grade.
Insulation class III.
Suitable for installation on normally inflammable surfaces.

Standard Compliance and Quality Marks
EN60598-1 European Technical Standards and any subsequent additions.

G-O

Light Source: Top LED 1,2W - 24V - 105 lm - 3000K/CRI 90



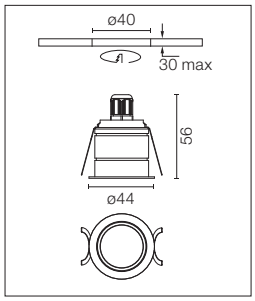

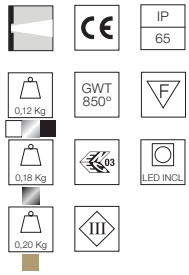

Halb eingebaute Orientierungsleuchte für Innenräume an Decke oder Wand. Ohne Netzgerät. 1000 mm Netzkabel im Lieferumfang enthalten.

Semi recessed signalling lamp for indoor use on ceiling/wall. Power supply not included. 1000 mm power cable included.

Remote-Driver zur Anbringung an einer zugänglicheN Stelle. Passt nicht durch die Aussparung für die Einbauleuchte.

Equipment for remote installation in an accesible place: it does not fit through the luminarie installation hole.

Empfohlene Netzgeräte / Recommended power supply*:

Non Dimmable 110-240V	60.9157 (8W)
Non Dimmable 220-240V	60.8703 (25W)
Dali Controler	60.8635

* Siehe Treiberkapitel / Refer to the Drivers chapter

Für die DALI-Installation ist ein nicht dimmbares Gerät sowie eine DALI-Steuerung erforderlich.

For Dali installation, the non-dimmable kit and the Dali controller are needed.

Weisses Licht/White Light

- 09.3200.30A
- 09.3200.29A
- 09.3200.55A
- 09.3200.BZA
- 09.3200.ANA

74°

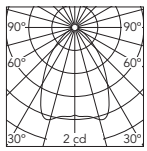

Luminous flux luminaire
4 lm

Beam Angle: 74°

h(m)	E(lx)	D(m)
1	2	1.51
2	1	3.03
3	0	4.54
4	0	6.06
5	0	7.57

Amber Licht/Amber Light

- 09.3201.30A
- 09.3201.29A
- 09.3201.55A
- 09.3201.BZA
- 09.3201.ANA

72°

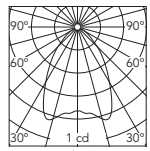

Luminous flux luminaire
2 lm

Beam Angle: 72°

h(m)	E(lx)	D(m)
1	1	1.46
2	0	2.92
3	0	4.38
4	0	5.85
5	0	7.31

Zubehör / Accessories

Element aus eloxiertem aluminium für den Einbau im Freien.

Housing for recessed installation made in anodized aluminium for outdoor installation.



08.8422.00

THEBLOCKOFLIGHT

DESIGNED BY KNUD HOLSCHER



LIGHT SOURCE
POWER LED
2,2W
154 lm
3000K/CRI 80

☐ 01 Mattweiss
01 Matt White



■ 72 Grau
72 Grey



■ 04 Mattschwarz
04 Matt Black



Produktbeschreibung
Einbaulichtquelle für die Innen- und Außenanwendung (Schutzklasse IP65). Erhältlich mit LED-Leuchte der neuesten Generation, um den unterschiedlichen Signalansprüchen an Durchgängen oder auf Treppen gerecht zu werden.
Aluminiumblende in mattem Weiß, Grau oder mattem Schwarz.

Betriebsgerät
Inklusive nicht regulierbares Netzgerät: Konstantstrom 700 mA, 100/240V, 50/60Hz.

Zubehör
Verfügt über Einbauzubehör aus verzinktem Stahl für Betonwände.

Zusatzinformationen
Schutzgrad IP65.
Schutzklasse I.
Auf normal entflammbaren Oberflächen einsetzbar.

Qualitätszeichen
Das Gerät entspricht der europäischen technischen Norm EN60598-1 und den entsprechenden Zusatzregelungen.

Description
Embedded light fixture designed for indoor or outdoor use (IP65 protection grade). Available with next-generation LED light source in response to diverse signalling needs on pathways or stairways.
Front made of aluminium with finish in matt white, grey or matt black.

Power Supply
Built-in, non-regulable constant current power supply of 100/240V, 50/60Hz. 700 mA current.

Accessories
Has galvanised steel accessories for embedding in concrete walls.

Additional Information
IP65 protection grade.
Insulation class I.
Suitable for installation on normally inflammable surfaces.

Standard Compliance and Quality Marks
EN60598-1 European Technical Standards and any subsequent additions.

TheBlockofLight

Light Source: Power LED 2,2W - 154 lm - 3000K/CRI 80



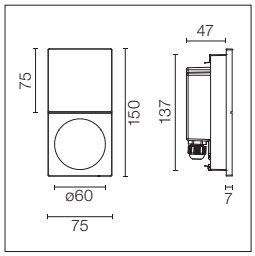

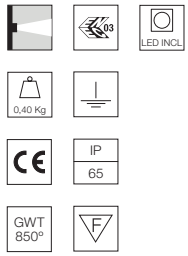

Halb eingebaute Orientierungsleuchte für Innen oder Außen. Nicht regulierbares Netzgerät mit 100-240 V, 50-60 Hz im Lieferumfang enthalten. Netzkabel mit 500 mm wird mitgeliefert.

Semi-recessed signalling lamp for indoor or outdoor use. Non-regulable 100-240V, 50-60Hz power supply and 500 mm power cable included.

☐ 09.3310.01C



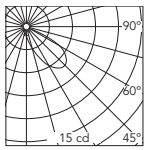

Luminous flux luminaire
85 lm

Beam Angle: 45°

h(m)	E(lx)	D(m)
1	15	1.79
2	4	3.58
3	2	5.37
4	1	7.16
5	1	8.95

■ 09.3310.04C



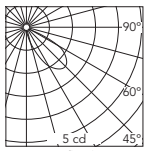

Luminous flux luminaire
40 lm

Beam Angle: 41°

h(m)	E(lx)	D(m)
1	5	1.64
2	1	3.28
3	1	4.92
4	0	6.55
5	0	8.19

■ 09.3310.72C



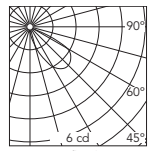

Luminous flux luminaire
50 lm

Beam Angle: 45°

h(m)	E(lx)	D(m)
1	6	1.85
2	2	3.70
3	1	5.55
4	0	7.40
5	0	9.25

Zubehör / Accessories

Hülse für den Einbau in Zement.

Can for embedding in concrete.



08.8423.00

GIANO

DESIGNED BY RODOLFO DORDONI

GIANO
Ø100



LIGHT SOURCE
POWER LED
1W
77 lm
3000K/CRI 80

GIANO
Ø220



LIGHT SOURCE
POWER LED
6W
650 lm
3000K/CRI 80

01 Mattweiss
01 Matt White
RAL 9010



72 Grau
72 Grey
RAL 9006



04 Mattschwarz
04 Matt Black
RAL 9011



18 Dunkelbraun
18 Dark Brown



Produktbeschreibung
Diese Gruppe von Einbausignalstrahlern für den Innen- und Außenbereich ist mit Durchmesser 100 mm oder 200 mm verfügbar. Leuchtenkörper aus druckgegossener Aluminiumlegierung. Mit Antioxidationslack mit hohem Korrosionsschutzgrad lackiert.
Diffusor aus Opalpolycarbonat zur uniformen Beleuchtung.

Betriebsgerät
Elektronischer Transformator für Dauerstrom, nicht regulierbar, 100/240V - 50/60Hz.

Zubehör
Kunststoffschalung zum Einsatz auf Stahlbetonwände.

Zusatzinformationen
Schutzgrad IP5.
Schutzklasse I.
Auf normal entflammbaren Oberflächen einsetzbar.

Qualitätszeichen
Das Gerät entspricht der europäischen technischen Norm EN60598-1 und den entsprechenden Zusatzregelungen.

Description
Family of luminaires for both interior and exterior signaling available in two sizes 100 mm and 220 mm.
Main body injected in alloy aluminium under pressure.
Anti-rust paint finish made in high resistance to corrosion.
It has an opal polycarbonate diffuser to obtain a uniform light.

Power Supply
Constant current non-adjustable electronic transformer 100/240V – 50/60Hz.

Accessories
Thermoplastic housing for concrete wall installation.

Additional Information
IP65 protection grade.
Insulation class I.
Suitable for installation on normally inflammable surfaces.

Standard Compliance and Quality Marks
EN60598-1 European Technical Standards and any subsequent additions.

Giano Ø100

Light Source: Power LED 1W - 77 lm - 3000K/CRI 80



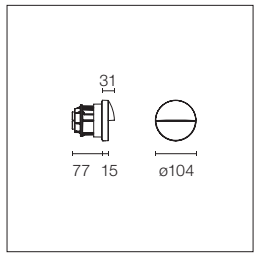

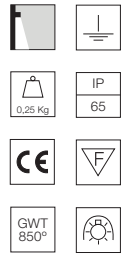

Eingebaute Orientierungsleuchte für Innen oder Außen. Nicht regulierbares Netzgerät mit 100-240 V, 50-60 Hz im Lieferumfang enthalten.

Recessed signalling lamp for indoor or outdoor use. Non-regulable 100-240V, 50-60Hz power supply included.

- 09.3000.01C
- 09.3000.72C
- 09.3000.04C
- 09.3000.18C

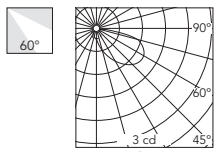

Luminous flux luminaire
43 lm

@White (01)

Beam Angle: 60°

h(m)	E(lx)	D(m)
1	3	6.28
2	1	12.56
3	0	18.84
4	0	25.12
5	0	31.40

Giano Ø220

Light Source: Power LED 6W - 650 lm - 3000K/CRI 80



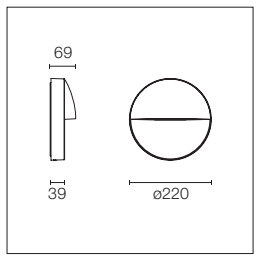

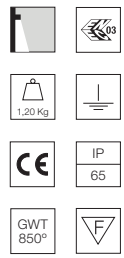

Anbausignalstrahler für Innen oder Außen. Nicht regulierbares Netzgerät mit 100-240 V, 50-60 Hz im Lieferumfang enthalten.

Surface signalling lamp for indoor or outdoor use. Non-regulable 100-240V, 50-60Hz power supply included.

- 09.3001.01B
- 09.3001.72B
- 09.3001.04B
- 09.3001.18B

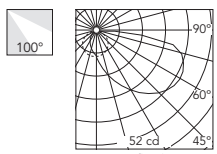

Luminous flux luminaire
212 lm

Beam Angle: 100°

h(m)	E(lx)	D(m)
1	52	10.35
2	13	20.70
3	6	31.04
4	3	41.39
5	2	51.74

Zubehör / Accessories

Zubehör für den Einsatz auf Beton für Giano Ø100.

Accesory for concrete instalation for Giano Ø100.



08.8261.00

BOX

DESIGNED BY PIERO LISSONI

BOX



LIGHT SOURCE
POWER LED
5W
500 lm
3000K/CRI 80

LIGHT SOURCE
TC-DEL
G24Q
18/26W

MINI BOX



LIGHT SOURCE
POWER LED
2W
110 lm
3000K/CRI 80

LIGHT SOURCE
QT-14
G9
max 25W

LIGHT SOURCE
QT-9
G4
20W

01 Mattweiss
01 Matt White
RAL 9010



72 Grau
72 Grey
RAL 9006



04 Mattschwarz
04 Matt Black
RAL 9011



18 Dunkelbraun
18 Dark Brown



Produktbeschreibung
Einbauleuchte zur generellen Beleuchtung in zwei verschiedenen Abmessungen: 100x100 mm und 236x256 mm.
Frontaler Rahmen aus Aluminiumdruckguss. Rostschutzlackierung mit hohem Korrosionsschutz.
Hinterer Leuchtenkörper aus spritzgepresstem, hochresistentem Technopolymer.
Diffusor aus Polycarbonat zum Leuchtenschutz.
Dichtungen aus Silicon. Schrauben aus Edelstahl.
Kabeldurchgang Typ PG7 oder PG11.

Reflektoren
Asymmetrische Reflektoren aus glänzend silbern eloxiertem Aluminium.

Betriebsgerät
- Die LED-Ausführungen verfügen über einen neuartigen elektronischen Transformator.
- Konventionelles Speisesystem mit extrem niedriger Lichtdispersion bei den Leuchtstoff- und QT-9-Ausführungen inbegriffen.

Zubehör
Zubehör für den Wandanbau oder -Einbau von Box und Mini Box.
Zubehör aus pulverlackiertem Eisen mit verstellbarem Vordersystem aus Kunststoff: aufgrund der Positionierung des Vordersystems kann die Box/Mini Box direkt an der Wandkante oder mit Abstand positioniert werden.

Zusatzinformationen
Schutzgrad IP65.
Schutzklasse I, II je nach Modell.
Auf normal entflammbaren Oberflächen einsetzbar.

Qualitätszeichen
Das Gerät entspricht der europäischen technischen Norm EN60598-1 und den entsprechenden Zusatzregelungen.

Description
Range of indoor and outdoor guidelights in two sizes: 100x100 mm and 236x256 mm. Die-cast aluminum front ring. High corrosion-resistance anti-oxidizing paint. High-resistance injection-moulded engineering plastic. Polycarbonate diffuser for lamp protection. Silicone seals. Stainless steel screws. PG7 or PG11 cable glands.

Reflectors
Anodized aluminum asymmetrical reflectors painted silver with glossy finish.

Power Supply
- The LED versions incorporate an electronic transformer of last generation.
- Conventional feeding low loss unit included in fluorescence versions of and QT-9.

Accessories
Installation accessory embedded or leveled to wall for the Box and the Mini Box.
Accessory made of iron powder-coated painted with plastic reversible front. The Box/Mini Box will be leveled to wall or on surface depending on the position of the front accessory.

Additional Information
IP65 protection grade.
Insulation class I, II depending on the versions.
Suitable for installation on normally inflammable surfaces.

Standard Compliance and Quality Marks
EN60598-1 European Technical Standards and any subsequent additions.

Box

Light Source: Power LED 5W - 500 lm - 3000K/CRI 80



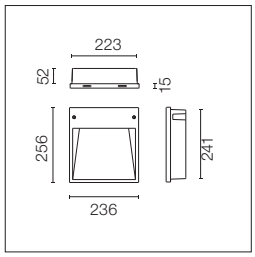

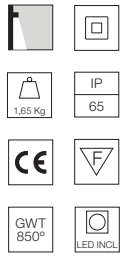

Halb eingebaute Orientierungsleuchte für Innen oder Außen. Nicht regulierbares Netzgerät mit 220-240V, 50-60 Hz im Lieferumfang enthalten.

Semi-recessed signalling lamp for indoor or outdoor use. 220-240V, 50-60Hz non-regulable power supply included.

- 07.9007.01B
- 07.9007.72B
- 07.9007.04B
- 07.9007.18B

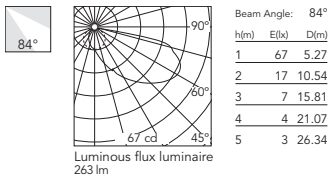

Luminous flux luminaire
263 lm

Beam Angle: 84°

h(m)	E(lx)	D(m)
1	67	5.27
2	17	10.54
3	7	15.81
4	4	21.07
5	3	26.34

Box

Light Source: TC-DEL G24Q - 18/26W



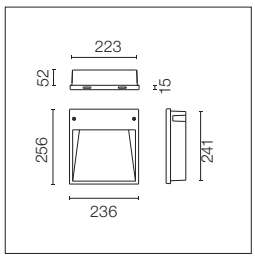

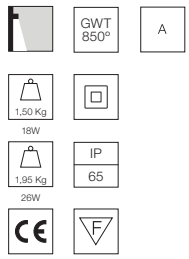

Eingebaute Orientierungsleuchte für Innen oder Außen. Elektronischem Vorschaltgerät.

Recessed signalling lamp for indoor or outdoor use. Electronic control gear integrated.

18W

- 07.9000.01.E3
- 07.9000.72.E3
- 07.9000.04.E3
- 07.9000.18.E3

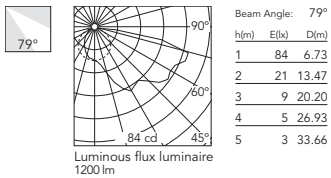

Luminous flux luminaire
1200 lm

Beam Angle: 79°

h(m)	E(lx)	D(m)
1	84	6.73
2	21	13.47
3	9	20.20
4	5	26.93
5	3	33.66

26W

- 07.9001.01.E3
- 07.9001.72.E3
- 07.9001.04.E3
- 07.9001.18.E3

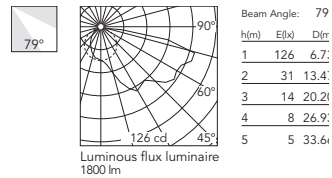

Luminous flux luminaire
1800 lm

Beam Angle: 79

h(m)	E(lx)	D(m)
1	126	6.7
2	31	13.4
3	14	20.2
4	8	26.9
5	5	33.6

Mini Box

Light Source: Power LED 2W - 110 lm - 3000K/CRI 80



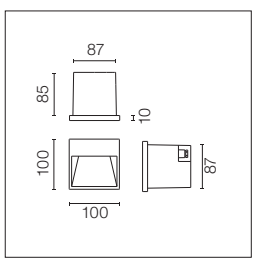

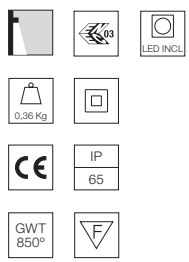

Halb eingebaute Orientierungsleuchte für Innen oder Außen. Nicht regulierbares Netzgerät mit 100-240V, 50-60 Hz im Lieferumfang enthalten.

Semi-recessed signalling lamp for indoor or outdoor use. 100-240V, 50-60Hz non-regulable power supply included.

- 07.9006.01C
- 07.9006.72C
- 07.9006.04C
- 07.9006.18C

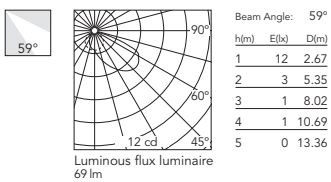

Luminous flux luminaire
69 lm

@White (01)

Beam Angle: 59°

h(m)	E(lx)	D(m)
1	12	2.67
2	3	5.35
3	1	8.02
4	1	10.69
5	0	13.36

Mini Box

Light Source: QT-14 G9 - max 25W



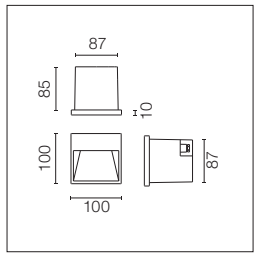

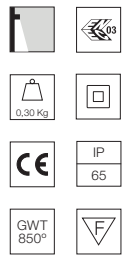

Eingebaute Orientierungsleuchte für Innen oder Außen. Eingebautes konventionelles Vorschaltgerät.

Recessed signalling lamp for indoor or outdoor use. Main voltage light source.

- 07.9005.01
- 07.9005.72
- 07.9005.04
- 07.9005.18



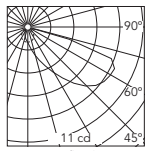

Luminous flux luminaire
250 lm

Beam Angle: 72°

h(m)	E(lx)	D(m)
1	11	3.05
2	3	6.11
3	1	9.16
4	1	12.22
5	0	15.27

Mini Box

Light Source: QT-9 G4 - 20W



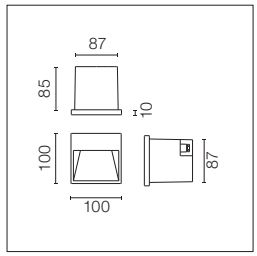

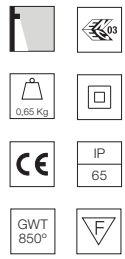

Eingebaute Orientierungsleuchte für Innen oder Außen. Eingebautes konventionelles Vorschaltgerät.

Recessed signalling lamp for indoor or outdoor use. Conventional transformer integrated.

- 07.9004.01
- 07.9004.72
- 07.9004.04
- 07.9004.18



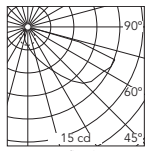

Luminous flux luminaire
320 lm

Beam Angle: 65°

h(m)	E(lx)	D(m)
1	15	3.31
2	4	6.63
3	2	9.94
4	1	13.26
5	1	16.57

Zubehör / Accessories

Einputzrahmen zur Montage auf Zementoberflächen aus hochdichtem Polyurethan.	High density polystyrene matched die for installation on cement.	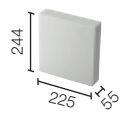	80.1318
Einputzrahmen zur Montage auf Zementoberflächen aus hochdichtem Polyurethan.	High density polystyrene matched die for installation on cement.		80.1332
Abzweigdose IP67 für den Elektroanschluss.	IP67 junction box: to be used for the power connection.		08.8012.00
Zubehör zur Wandplanierung bei der Box-Installation.	Accesory for flush wall installation for Box.		08.8256.00
Zubehör zur Wandplanierung bei der Mini Box-Installation.	Accesory for flush wall installation for Mini Box.		08.8246.00

Phasen-Stromschienen
GLOBAL TRACK bietet viele Vorzüge für fortgeschrittene Installationen: die Verbindungselemente können elektrisch eingespeist werden und das Stromkabel unter den eleganten Zubehöraufhängungen verborgen werden. GLOBAL TRACK Beleuchtungsschienen werden für die einfache Montage an Decke und Wand oder den Einbau an Zwischendecken konzipiert. Die Schienen können in der entsprechend gewünschten Höhe angebracht werden. Weitere Vorteile des 3-phasen-Systems sind die hohen Leistungsaufnahmen und die Möglichkeit, für alle drei Phasen voneinander unabhängige Montagegruppen zu installieren. Dies erlaubt die Beleuchtung auch der anspruchsvollsten Ambientes.

Three Phase Track
GLOBAL TRACK offers benefits for advanced installations: the main connectors are feedable and the feeding cable can be hidden under the elegant suspension accessories. GLOBAL TRACK lighting tracks are designed for easy surface mounting on ceilings and walls, or recessed mounting in suspended ceilings. Lighting tracks can be suspended at any desired height. Other advantages of the three-circuit system are its high loading capacity and the possibility of forming independent fixture groups in all three circuits. This permits illumination of the most demanding environments.

Surface



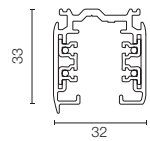

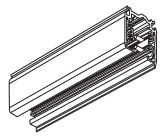

1000 mm
- 60.3101.11
- 60.3101.29
- 60.3101.14

Dali Version
- 60.3101.11ADA
- 60.3101.29ADA
- 60.3101.14ADA

2000 mm
- 60.3102.11
- 60.3102.29
- 60.3102.14

Dali Version
- 60.3102.11ADA
- 60.3102.29ADA
- 60.3102.14ADA

Surface Dali



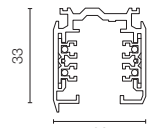

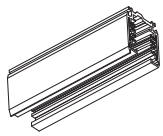

3000 mm
- 60.3103.11
- 60.3103.29
- 60.3103.14

Dali Version
- 60.3103.11ADA
- 60.3103.29ADA
- 60.3103.14ADA

4000 mm
- 60.3104.11
- 60.3104.29
- 60.3104.14

Dali Version
- 60.3104.11ADA
- 60.3104.29ADA
- 60.3104.14ADA

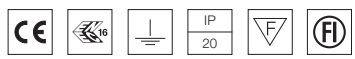

Recessed



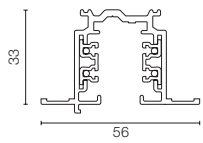

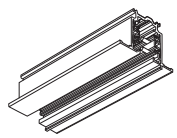

1000 mm
- 60.3810.11
- 60.3810.29
- 60.3810.14

Dali Version
- 60.3810.11ADA
- 60.3810.29ADA
- 60.3810.14ADA

2000 mm
- 60.3820.11
- 60.3820.29
- 60.3820.14

Dali Version
- 60.3820.11ADA
- 60.3820.29ADA
- 60.3820.14ADA

Recessed Dali



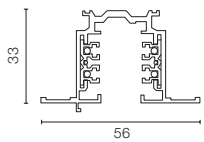

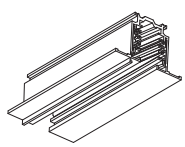

3000 mm
- 60.3830.11
- 60.3830.29
- 60.3830.14

Dali Version
- 60.3830.11ADA
- 60.3830.29ADA
- 60.3830.14ADA

4000 mm
- 60.3840.11
- 60.3840.29
- 60.3840.14

Dali Version
- 60.3840.11ADA
- 60.3840.29ADA
- 60.3840.14ADA

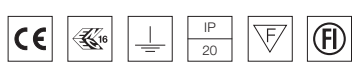

Feste Stangen, um das Verformen der Profile (bei geraden Strukturen ohne Winkel) zu verhindern bzw. für Installationen, bei denen ein stabileres Befestigungssystem erforderlich ist.
Rigid rod to avoid the profile from tilting (rectilinear structures without corners) or to be installed in places where a more rigid fixing system is required.

Abhängestab mit Baldachin 1000 mm. Gewinde m6.

Suspension rod with 1000 mm rose. m6 thread.



□ 60.3014.11
■ 60.3014.14

Verlängerung Abhängestab 1000 mm. Gewinde M6.

1000 mm suspension rod extension set m6 thread.

□ 60.3097.11
■ 60.3097.14

Seilabhängung.

Flexible suspension kit.



□ 60.3008.11
■ 60.3008.14

Deckenhalterung mit Baldachin.

Ceiling fitting with rose.



□ 60.3094.11
■ 60.3094.14

Befestigungspunkt an der Schiene zur Stababhängung Gewinde m6.

Attachment on track for rod suspension m6 thread.



□ 60.3018.11
■ 60.3018.14

Stahlkabel empfohlen, wenn die Struktur durch ihre Abmessungen ausgeglichen und stabil ist und eine oder mehrere Ecken aufweist, da bei diesen Strukturen die Schiene nicht kippt, obwohl das Gewicht der Leuchten nicht ausgeglichen ist.
A steel cable is recommended if the structure, because of its dimensions, is stable and includes one or more angles, since in these structures the track does not tilt even if the weight of the luminaries is not balanced.

Abhängeseil mit Bleigewicht ohne Baldachin und Deckenhalterung.

Lead-weighted wire without rose and ceiling fitting.



1500 mm
■ 60.3095.29
3000 mm
■ 60.3096.29

Befestigungsbügel der Schiene an Decke/Wand oder zur Seilabhängung mit Bleigewicht.

Bracket for track fixing wall/ceiling or suspension with lead-weighted wire.



□ 60.3025.11
■ 60.3025.14
■ 60.3025.29

Befestigungsbügel Schiene an Decke Oder Wand.

Bracket for fixing track to wall or ceiling.



■ 60.3093.29

Befestigungspunkt an der Schiene zur Seilabhängung.

Attachment on track for wire suspension.



□ 60.3057.11
■ 60.3057.29

Komplette Wandhalterung Ausleger 70mm.

Complete wall support 70mm.



■ 60.3083.29

Schienenabdeckung L 3000mm.

Track cover strip L 3000mm.



□ 60.3090.11

Abdeckbaldachin Stromversorgung.

Power supply rose cover.



□ 60.3092.11

Abdeckung für Einspeisung Einbauschiene.

Cover for power supply connectors recessed track.



□ 60.3053.11
■ 60.3053.14
Dali Version
□ 60.3145.11
■ 60.3145.14

Abdeckung Kreuzverbinder Einbauschiene.

Cover for connectors.



□ 60.3091.11
■ 60.3091.14
Dali Version
□ 60.3146.11
■ 60.3146.14

* Endeinspeisung Rechts.

Live end right.



□ 60.3038.11
■ 60.3038.14
■ 60.3038.12
Dali Version
□ 60.3038.11ADA
■ 60.3038.14ADA
■ 60.3038.12ADA

* Endeinspeisung Links.

Live end left.



□ 60.3039.11
■ 60.3039.14
■ 60.3039.12
Dali Version
□ 60.3039.11ADA
■ 60.3039.14ADA
■ 60.3039.12ADA

* Einspeisung möglich / Feeding possible.

Linearverbinder.

Straght connector.



60.3044.11
60.3044.14
60.3044.12
Dali Version
60.3044.11ADA
60.3044.14ADA
60.3044.12ADA

---

* Linearverbinder mit Einspeisungsmöglichkeit.

Mean connector.



60.3043.11
60.3043.14
60.3043.29
Dali Version
60.3043.11ADA
60.3043.14ADA
60.3043.29ADA

---

* Eckverbinder 90°.

Connector 90°.



Innen/Inside
60.3029.11
60.3029.14
60.3029.29
Dali Version
60.3029.11ADA
60.3029.14ADA
60.3029.29ADA

Aussen/Outside
60.3028.11
60.3028.14
60.3028.29
Dali Version
60.3028.11ADA
60.3028.14ADA
60.3028.29ADA

---

* T-Verbinder Innen.

Connector T - inside.



Rechts/Right
60.3047.11
60.3047.14
60.3047.29
Dali Version
60.3047.11ADA
60.3047.14ADA
60.3047.29ADA

Links/Left
60.3048.11
60.3048.14
60.3048.29
Dali Version
60.3048.11ADA
60.3048.14ADA
60.3048.29ADA

---

* T-Verbinder Aussen.

Conector T - outside.



Rechts/Right
60.3049.11
60.3049.14
60.3049.29
Links/Left
60.3051.11
60.3051.14
60.3051.29

---

* Kreuzverbinder.

Cross coupling.



60.3036.11
60.3036.14
60.3036.29
Dali Version
60.3036.11ADA
60.3036.14ADA
60.3036.29ADA

Endkappe.

Blind end.



60.3016.11
60.3016.14
60.3016.12

DALI Flexibler Verbinder.

DALI flexible couple.



60.3037.11
60.3037.14
60.3037.29
Dali Version
60.3037.11ADA
60.3037.14ADA
60.3037.29ADA

Gelenkverbinder.

Corner adjustable connector.



60.3046.11
60.3046.14
60.3046.29

Einbaugehäuse für Einspeisungspunkt.

Recessed box for fix-point.



60.3022.11
60.3022.14

Einspeisungspunkt an der Decke.

Fix-point.



60.3023.11
60.3023.14
60.3023.29

Biegewerkzeug.

Lead bending key.



60.3054

---

* Einspeisung möglich / Feeding possible.

Montageanleitungen der 3-Phasen-Schienen / Installation Instructions for the Three-Phase Tracks (3P+N+PE) Un400V, In 16A, 50Hz, Klasse I, IP 20

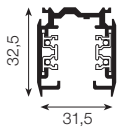

Die Position des Nulleiters ist mit der breiten Linie angezeigt.
The position of the neutral lead is shown by the thick line.

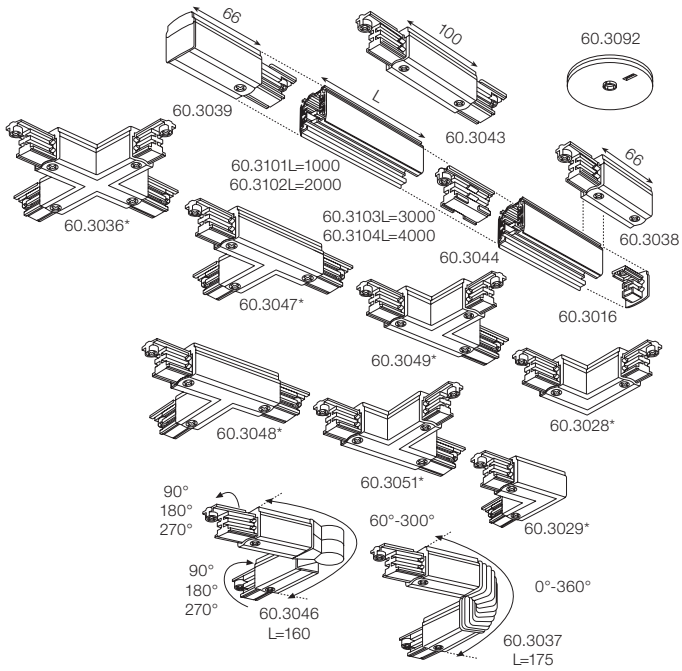

*Kann als Versorgungspunkt dienen / Can be used as a power supply point

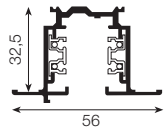

Die Position des Nulleiters ist mit der breiten Linie angezeigt.
The position of the neutral lead is shown by the thick line.

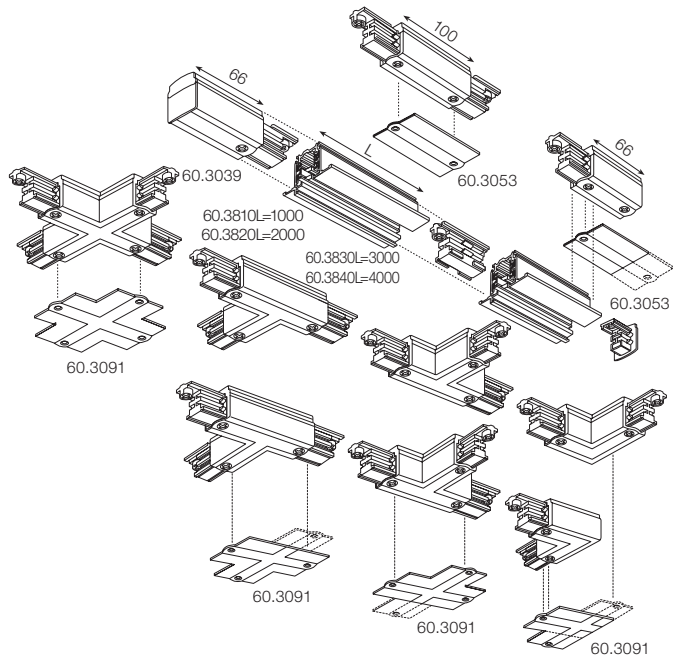

Montage in einer Nut in der Decke
Mounting in a groove in the ceiling

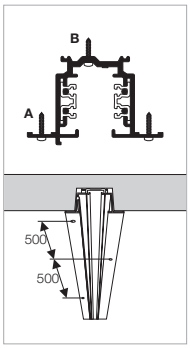

- schienen können durch die Flansche (A) oder durch den Schienenboden (B) befestigt werden.
- manner A: mit Schrauben Ø 3,0 - 4,5 im Abstand von 500mm.
- manner B: mit Flachkopfschrauben Ø 3,0, Stützabstand 1000mm-max. Belastung 20 kg / m.

- tracks can be fixed through the flanges (A) or through the track bottom (B).
- manner A: with screws Ø 3,0 - 4,5, at distance of 500mm.
- manner B: with flat head screws Ø 3,0, supporting distance 1000mm-max. load 20 kg/m.

Montage in abgehängten Decken
Mounting in suspended ceilings

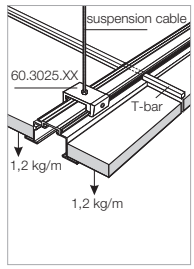

- mit Klemmen 60.3025.XX.
- die Deckenplattenstruktur muss leicht zu demontieren sein, die Platten und die Schienen sind nicht aneinander befestigt.
- hängend bei max. 1000mm Abstand.
- plattenbelastung max. 1,2 kg / m pro Spurkranz.
- andere Formschienenaufhängelast max. 10 kg / hängender Abstand.

- with clamps 60.3025.XX.
- the ceiling plate structure must be easy to demount, the plates and the tracks are not fixed onto each others.
- hanging at max. 1000mm distance.
- plate load max. 1,2 kg/m per track flange.
- track hanging load max. 10 kg / hanging distance.

Zuschnitt der Beleuchtungsschienen / Cutting Track

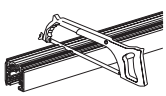

1 . Zuschnitt der schiene
1 . Cutting the track

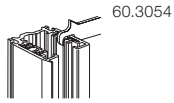

2 . Positionierung des Biegewerkzeuges in der schiene
2 . Positioning bending key in the track

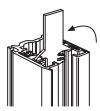

3 . Biegen der kabel
3 . Lead bending



4 . Gebogene kabel
4 . Bent leads

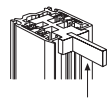

5 . Gebogene kabel kontrolle
5 . Bent leads control

Anbringung der Verbinder / Connector Installation

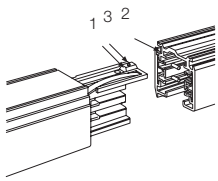

1 . Führungsfeder
1 . Guide flap

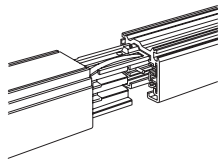

2 . Kanal
2 . Canal

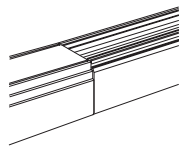

3 . Druckraster
3 . Pressure fixing

Schienenbefestigung und Tragfähigkeit der Befestigung / Fixing the Track and Load Capacity

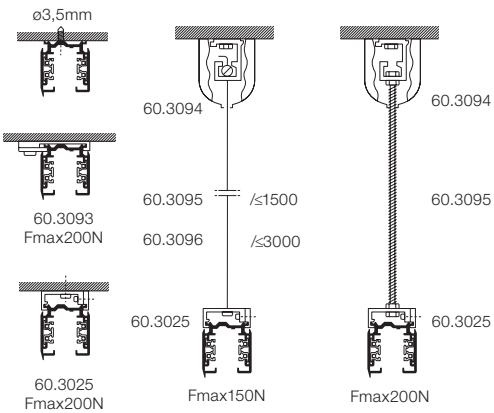

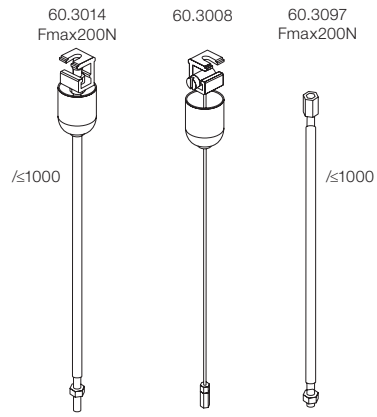

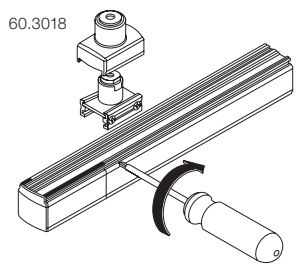

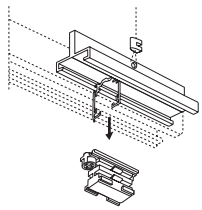

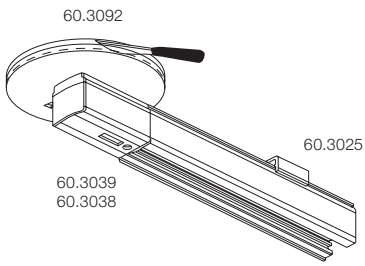

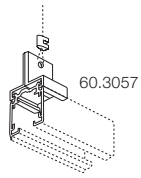

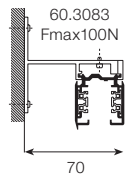

Befestigungsabstand und Belastbarkeit
Empfohlener Verankerungsabstand L=1000mm.
Die Schienen sind mit vorgebohrten Befestigungslöchern versehen.

Fastening Distance and Loading Capacity
Recommended fastening distance L=1000mm.
The tracks have fastening holes.

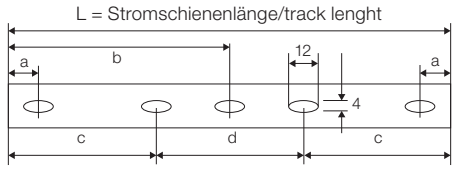

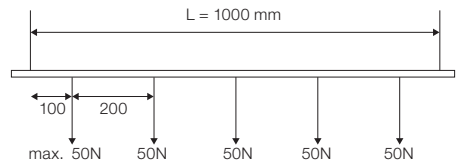

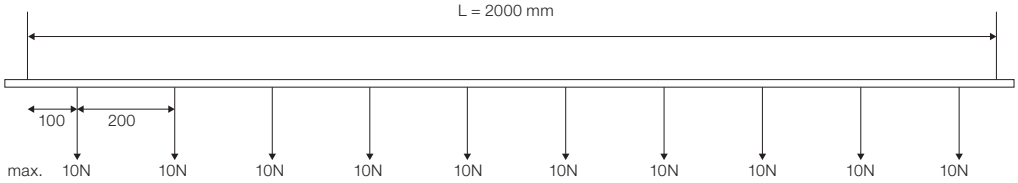

L mm	a mm	b mm	c mm	d mm
1000	250	1000		
2000	250		1000	1000
3000	250		1500	1000
4000	250			

Anmerkungen zur Montage
Bei der Montage der Schiene ist zunächst zu bestimmen, auf welcher Seite die Erde liegen soll. Demnach sind die jeweiligen Zubehöre zu benutzen. In den folgenden Abbildungen zeigt die gestrichelte Linie die Position der Erdung an.
Abbildung 1. Längeder Schiene 1 Meter mit Stromanschluss (A) und entsprechender Buchse (B).
Auf Abbildung 2 werden zwei unterschiedliche Anwendungen dargestellt. Die Erdung kann innerhalb oder ausserhalb vorgenommen werden. Es können (C) & (D) oder (E) & (F) verwendet werden.
Wenn die Erdung ausserhalb vorgenommen wird- dies wäre der erste Fall- so werden die Anschlüsse (C) mit (D) denutzt. Die Anschlüsse L sind dann für jede Ecke dieselben, also (H).
Wenn die Erdung innerhalb vorgenommen wird- was der zweite Fall wäre- so werden die Anschlüsse (E) mit (F). Der Anschluss L wäre in diesem Fall (I).

Planning Information
When you install the track, you have to choose on which side you wish to have the ridge. The ridge will tell you which accessories to use with. Have a look at the following figures where the dotted line indicates the ridge on the track.
If you have only one track, you can choose on which side you connect it and use the corresponding parts.
Figure 1. Track of length 1 mt. with end feed (A) and its mirror image (B).
Figure 2. Shows two different cases. You will notice that the ridge can be either inside or outside the installation system. You can use respectively either (C) & (D) or (E) & (F).
If the ridge is outside, first case, you have to use the T connector (C) with its miror image (D). The L connectors are then the same for each corner, (H). Inversely, if you have the ridge inside, second case, you will have to use the T connector (E) with its miror image (F). The corresponding L connector is in this case (I).

1.

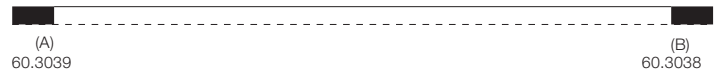

2.

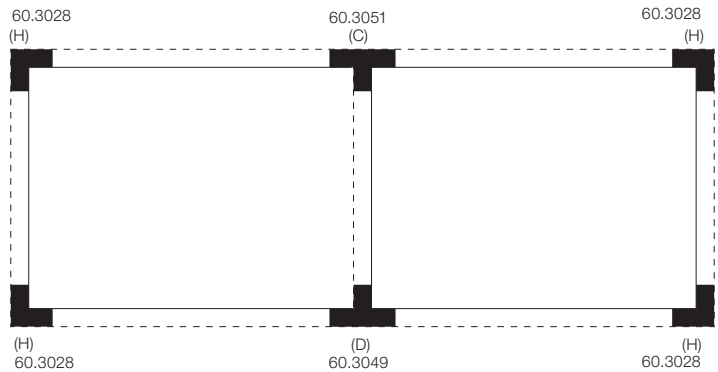

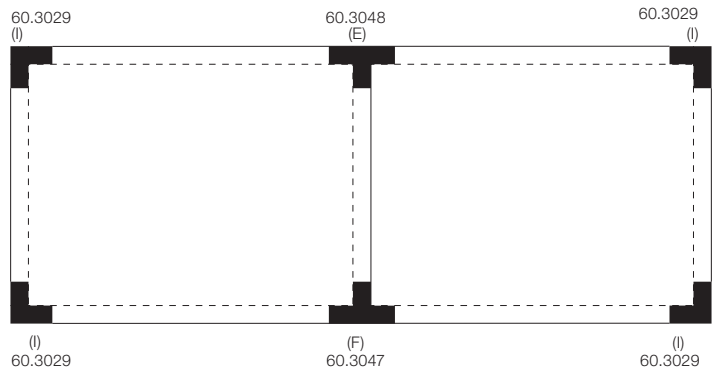

Beispiel / Example

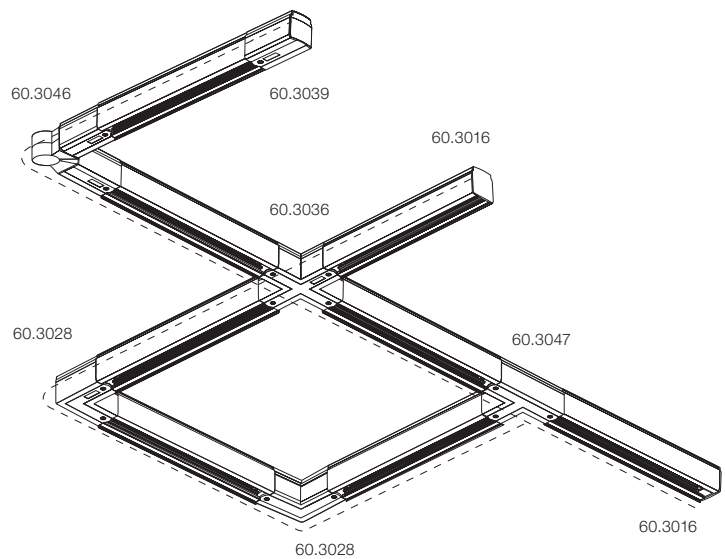

Gleichstrom-Netzgerät für LED / Constant Current Power Supply for LED

Nicht regulierbares Konstantstrom-Netzgerät. 350mA - 17,5W / 500mA - 20W / 700mA - 20W - 220/240V - 50/60Hz.	Non dimmable continuous current power supply. 350mA - 17,5W / 500mA - 20W / 700mA - 20W - 220/240V - 50/60Hz.		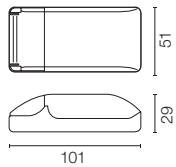	60.9312
Nicht regulierbares Konstantstrom-Netzgerät.	Non dimmable continuous current power supply.		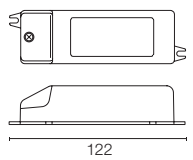	17W / 700 mA *60.8655 20W / 500 mA *60.8650 22W / 1050 mA *60.8670 *110V = 12W
Nicht regulierbares Konstantstrom-Netzgerät mit 15-30W, 220/240V -50/60Hz mit wählbarer Stromversorgung über Schalter 350mA - 15W / 400mA - 17W / 450mA - 19W / 500mA - 22W / 550mA - 24W / 600mA - 26W / 650mA - 28W / 700mA - 30W.	Non dimmable continuous current power supply. 15-30W, 220/240V -50/60Hz with power currentselected through adjustableswitch. 350mA - 15W / 400mA - 17W / 450mA - 19W / 500mA - 22W / 550mA - 24W / 600mA - 26W / 650mA - 28W / 700mA - 30W no regulable.		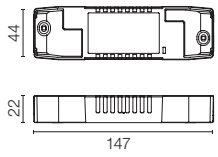	60.9592
Nicht regulierbares Konstantstrom-Netzgerät mit 25W, 110/240V - 50/60Hz mit wählbarer Stromversorgung über Schalter 350mA - 12W / 500mA - 15W /700 mA - 25W (18W*). *110V.	Non dimmable continuous current power supply of 25W, 110/240V - 50/60Hz with power current selected through adjustable 350mA - 12W / 500mA - 15W /700 mA - 25W (18W*) switch. *110V.		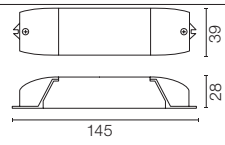	60.8437
Nicht regulierbares Konstantstrom-Netzgerät mit 110*/240V 32W, mit wählbarer Stromversorgung über Schalter 350 mA-17W /500 mA-24W /700 mA-32W /900 mA - 32W. (*15W).	Non dimmable continuous current power supply of 110*/240V 32W, with power current selected through adjustable 350 mA-17W /500 mA-24W /700 mA-32W /900 mA - 32W. (*15W) switch.		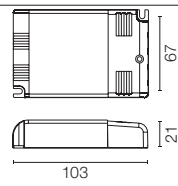	60.9233
Nicht regulierbares Konstantstrom-Netzgerät mit 15-20W, 110*/240V - 50/60Hz, mit wählbarer Stromversorgung über Schalter 350 mA-15W /500 mA/ /550 / 700 / 850 mA / 900 mA - 20W. (*15W).	Non dimmable continuous current power supply of 15-20W, 110*/240V - 50/60Hz, with power current selected through adjustable 350 mA-15W /500 mA/ /550 / 700 / 850 mA / 900 mA - 20W switch. (*15W).		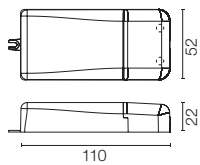	60.8911
Konstantstrom-Netzgerät mit 25W, 110*/240V - 50/60Hz mit wählbarer Stromversorgung über Schalter 350 mA-18W / 400 mA - 21W / 500mA - 25W /600mA - 30W /700/750/900 mA - 32W regulierbar. 1-10V oder Druckdimmer, erfordert nicht mitgelieferte Steuerkabel. (*15W).	Continuous current power supply of 25W, 110*/240V - 50/60Hz with power current selected through adjustable 350 mA-18W / 400 mA - 21W / 500mA - 25W /600mA - 30W /700/750/900 mA - 32W switch. 1-10V or push dimming, synchronisation cables not included. (*15W).		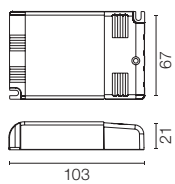	60.8533
Konstantstrom-Netzgerät mit max 20W, 110*/240V - 50/60Hz mit wählbarer Stromversorgung über Schalter 350 mA - 15W /500/550/700/850/900 mA - 20W regulierbar. 0/1-10V oder Druckdimmer, erfordert nicht mitgelieferte Steuerkabel. (*15W)	Continuous current power supply of max 20W, 110*/240V - 50/60Hz with power current selected through adjustable 350 mA - 15W /500/550/700/850/900 mA - 20W switch. 0/1-10V or push dimming, synchronisation cables not included. (*15W)		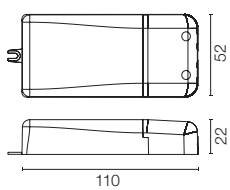	60.8668
Konstantstrom-Netzgerät mit 25-50W, 110*/240V - 50/60Hz mit wählbarer Stromversorgung über Schalter 350mA - 25W /500mA - 35W/ 700mA - 50W /750mA - 54W /900/ 1050 mA - 60W regulierbar. Dali 2, 0/1-10V oder Druckdimmer, erfordert nicht mitgelieferte Steuerkabel. (*Max 40W)	Continuous current power supply of 25-50W, 110*/240V - 50/60Hz with power current selected through adjustable 350mA - 25W /500mA - 35W/ 700mA - 50W /750mA - 54W /900/ 1050 mA - 60W switch. Dali 2, 0/1-10V or push dimming, synchronisation cables not included. (*Max 40W)		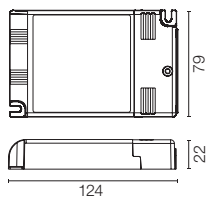	60.8530

Gleichstrom-Netzgerät für LED / Constant Current Power Supply for LED

Konstantstrom-Netzgerät mit 13-20W, 110*/240V - 50/60Hz mit wählbarer Stromversorgung über Schalter 300 mA - 15W / 350 mA - 18W / 400/450/500/55 0/600/650/700/750/800/850/90 0 mA - 15W., regulierbar. 0/1-10V oder Druckdimmer, erfordert nicht mitgelieferte Steuerkabel. *Max 15W.	Continuous current power supply of 13-20W, 110*/240V - 50/60Hz with power current selected through adjustable 300 mA - 15W / 350 mA - 18W / 400/450/500/550/600/650 /700/750/800/850/900 mA - 15W. switch. 0/1-10V or push dimming, synchronisation cables not included. *Max 15W.		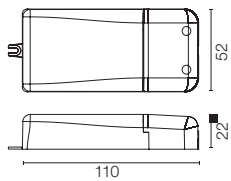	60.9188
Konstantstrom-Netzgerät mit 30-50W, 110*/240V - 50/60Hz mit wählbarer Stromversorgung über Schalter 300mA - 34W /350 mA -39W /400 mA - 45W /450 - mA - 50W /500 mA - 56W /550/600/650/700mA - 60W, regulierbar. Dali 1, Dali 2, 0/1-10V oder Druckdimmer, erfordert nicht mitgelieferte Steuerkabel. *Max 40W.	Continuous current power supply of 30-50W, 110*/240V - 50/60Hz with power current selected through adjustable 300mA - 34W /350 mA -39W /400 mA - 45W /450 - mA - 50W /500 mA - 56W /550/600/650/700mA - 60W switch. Dali1, Dali 2, 0/1-10V or push dimming, synchronisation cables not included. *Max. 40W.		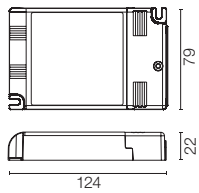	60.8837
Konstantstrom-Netzgerät mit 12-20W, 110*/240V - 50/60Hz mit wählbarer Stromversorgung über Schalter 350mA - 17W / 400mA - 19W / 450 / 550 / 600 / 700mA - 20W regulable Dali 1 y Dali 2. *Max 15W.	Continuous current power supply of 12-20W, 110*/240V - 50/60Hz with power current selected through adjustable 350mA - 17W / 400mA - 19W / 450 / 550 / 600 / 700mA - 20W regulable Dali 1 y Dali 2. *Max 15W.		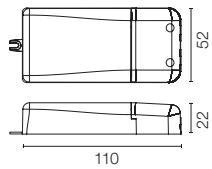	60.9222
Konstantstrom-Netzgerät mit 10-20W, 110*/240V - 50/60Hz mit wählbarer Stromversorgung über Schalter 250 mA - 10W / 350 mA - 15W /400 mA - 17W /450 mA - 19W /500/550/600/700 mA - 20W, regulierbar per Dali 1. *Max. 15W.	Continuous current power supply of 10-20W, 110*/240V - 50/60Hz with power current selected through adjustable 250 mA - 10W / 350 mA - 15W /400 mA - 17W /450 mA - 19W /500/550/600/700 mA - 20W, Dali 1 switch. *Max. 15W.		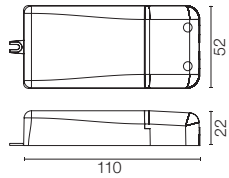	60.8847
Konstantstrom-Netzgerät mit 20-40W, 110/240V - 50/60Hz mit wählbarer Stromversorgung über Schalter 350 mA -18,5W / 400 mA - 21W / 500 mA - 26,5W / 600 mA - 31,5W /650 mA -34,5W /700 mA -37W /750 mA - 39,5W /800/850/900/950/1000/1050/1200 mA - 40W, regulierbar. Dali 1, 0/1-10V oder Druckdimmer, erfordert nicht mitgelieferte Steuerkabel.	Continuous current power supply of 20-40W, 110/240V - 50/60Hz with power current selected through adjustable 350 mA -18,5W / 400 mA - 21W / 500 mA - 26,5W / 600 mA - 31,5W /650 mA -34,5W /700 mA -37W /750 mA - 39,5W /800/850/900/950/1000/1050/1200 mA - 40W switch. Dali 1, 0/1-10V or push dimming, synchronisation cables not included.		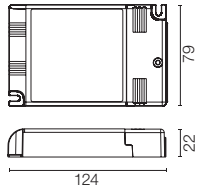	60.9276
Konstantstrom-Netzgerät mit 13-42W, 220/240V - 50/60Hz mit wählbarer Stromversorgung über Schalter 300 mA - 13W / 350 mA - 15W / 400 mA - 18W / 450 mA - 20W / 500 mA - 22W / 550 mA - 24W / 600 mA - 27W / 650 mA - 29W / 700 mA - 31W / 750 mA - 32W / 800 mA - 33W / 850 mA - 35W / 900 mA -38W / 950 mA - 40W / 1000/1050 mA - 42W.	Continuous current power supply of 13-42W, 220/240V - 50/60Hz with power current selected through adjustable 300 mA - 13W / 350 mA - 15W / 400 mA - 18W / 450 mA - 20W / 500 mA - 22W / 550 mA - 24W / 600 mA - 27W / 650 mA - 29W / 700 mA - 31W / 750 mA - 32W / 800 mA - 33W / 850 mA - 35W / 900 mA -38W / 950 mA - 40W / 1000/1050 mA - 42W switch.		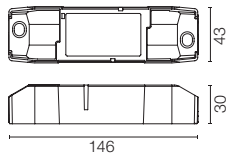	60.9162
Konstantstrom-Netzgerät mit 17/24/32W, 220/240V - 50/60Hz mit wählbarer Stromversorgung über Schalter 350 mA -17W / 500 mA - 24W / 700 mA - 32W.	Continuous current power supply of 17/24/32W, 220/240V - 50/60Hz with power current selected through adjustable 350 mA -17W / 500 mA - 24W / 700 mA - 32W switch.		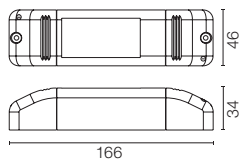	60.8656
Konstantstrom-Netzgerät 6W, 100/240V - 50/60Hz mit Stromzufuhr 500 mA.	Continuous current power supply of 6W, 100/240V - 50/60Hz with 500 mA supply voltage.		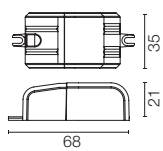	60.8654

Gleichstrom-Netzgerät für LED / Constant Current Power Supply for LED

Konstantstrom-Netzgerät 6W, 100V / 14W, 240V - 50/60Hz mit Stromzufuhr 500 mA.	Continuous current power supply of 6W, 100V / 14W, 240V - 50/60Hz with 500 mA supply voltage.		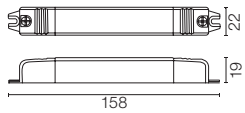	60.8880
Konstantstrom-Netzgerät mit 7,2-24W, 220/240V - 50/60Hz mit wählbarer Stromversorgung über Schalter 150 mA - 7,2W /200 mA - 9,5W /250 mA - 12W /300 mA -14,5W /350 mA -17W/400 mA - 19,5W /450 mA -21,5W /500 mA - 24W regulierbar. Mains oder Druckdimmer.	Continuous current power supply of 7,2-24W, 220/240V - 50/60Hz with power current selected through adjustable 150 mA - 7,2W /200 mA - 9,5W /250 mA - 12W /300 mA -14,5W /350 mA -17W/400 mA - 19,5W /450 mA -21,5W /500 mA - 24W switch. Mains or push dimming.		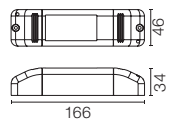	60.9421
Konstantstrom-Netzgerät 10W, 110V / 12W, 240V - 50/60Hz mit Stromzufuhr 700 mA.	Continuous current power supply of 10W, 110V / 12W, 240V - 50/60Hz with 700 mA supply voltage.		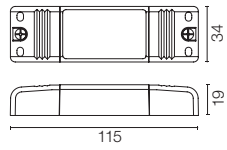	60.8529
Konstantstrom-Netzgerät 18W, 220/240V - 50/60Hz mit Stromzufuhr 450 mA Mains dimming, trailing edge.	Continuous current power supply of 18W, 220/240V - 50/60Hz with 450 mA supply voltage Mains dimming, trailing edge.		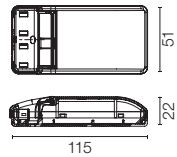	60.9268
Konstantstrom-Netzgerät mit 32W, 230/240V - 50/60Hz mit wählbarer Stromversorgung über Schalter 350mA - 17W / 500mA - 24W / 700/ 750 mA - 32W, regulierbar über Dimmer, Mains Dimmer oder Druckdimmer an Profilhinterkante bzw. Profilvorderkante.	Continuous current power supply of 32W, 230/240V - 50/60Hz with power current selected through adjustable 350mA - 17W / 500mA - 24W / 700/ 750 mA - 32W switch by trailing and leading edge dimming, mains dimming or push dimming.		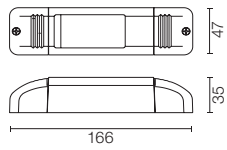	60.8534
Elektronischer Transformator für LED mit beständiger Spannung (24V). 8W, 220/240V, 50/60Hz.	Electronic transformer with constant voltage (24V) for LED. 8W, 220/240V, 50/60Hz.		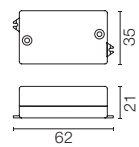	60.8079
Elektronischer Transformator für LED mit beständiger Spannung (24V). 8W, 110/240V, 50/60Hz.	Electronic transformer with constant voltage (24V) for LED. 8W, 110/240V, 50/60Hz.		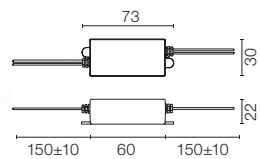	60.9157
Konstantstrom-Netzgerät 10W, 100-240V - 50/60Hz mit nicht regulierbarer Stromzufuhr 500 mA.	Constant voltage supply source of 10W, 100-240V - 50/60Hz with non adjustable 250 mA supply voltage.		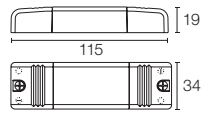	60.9389
Konstantstrom-Netzgerät 20W, 100-240V - 50/60Hz mit regulierbarer Stromzufuhr 500 mA.	Constant voltage supply source of 20W, 100-240V - 50/60Hz with adjustable 250 mA supply voltage.		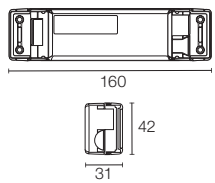	0-10V 60.9405 Dali 60.9601

Gleichstrom-Netzgerät für LED / Constant Current Power Supply for LED

Nicht dimmbare Dauerstromversorgung von 220/240V - 50/60Hz mit Leistungsstrom, der über einen Schalter mit 200 mA - 8,5W / 300 mA - 13W / 350 mA - 15W / 400 mA - 17,5W / 450 mA - 19,5W / 500 mA - 22W einstellbar ist.	Non dimmable continuous current power supply of 220/240V - 50/60Hz with power current selected through adjustable with switch 200 mA - 8,5W / 300 mA - 13W / 350 mA - 15W / 400 mA - 17,5W / 450 mA - 19,5W / 500 mA - 22W.		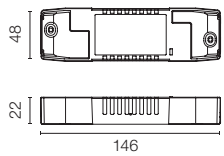	60.9160
Konstantstrom-Netzgerät 0-10V-Dimmung, 220/240V - 50/60Hz, 200mA - 20W.	Continuous current power supply, 0-10V dimmable, 220/240V - 50/60Hz, 200mA - 20W.		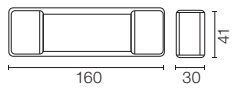	60.9483
Konstantstrom-Netzgerät Dali 2-Dimmung, 220/240V - 50/60Hz, 200mA - 20W.	Continuous current power supply, dimmable Dali 2, 220/240V - 50/60Hz, 200mA - 20W.		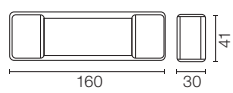	60.9604
Konstantstrom-Netzgerät 0/1-10V-Dimmung, 220/240V - 50/60Hz, 300 mA - 16W / 350 mA - 18W / 400 mA - 21W / 500 mA - 27W / 600 mA - 32W / 650 mA - 35W /700/750/800/900/1000/1050 mA - 36W.	Continuous current power supply, 0/1-10V dimmable, 220/240V - 50/60Hz, 300 mA - 16W / 350 mA - 18W / 400 mA - 21W / 500 mA - 27W / 600 mA - 32W / 650 mA - 35W /700/750/800/900/1000/1050 mA - 36W.		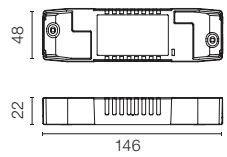	60.9439
Konstantstrom-Netzgerät Dali 2-Dimmung, Druckdimmer 240V - 50/60Hz mit regulierbarer Stromzufuhr 300mA - 16W / 350mA - 18W / 400mA - 21W / 500mA - 27W / 600mA - 32W / 650 mA - 35W 700/750/800/900/1000/1050 mA - 36W.	Continuous current supply source of 240V - 50/60Hz with dimmable Dali 2, push dimming. 300mA - 16W / 350mA - 18W / 400mA - 21W / 500mA - 27W / 600mA - 32W / 650 mA - 35W 700/750/800/900/1000/1050 mA - 36W.		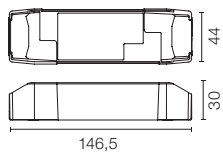	60.9186
Konstantstrom-Netzgerät Casambi-Dimmung, 220/240V - 50/60Hz, 300mA - 16W / 350mA - 18,5W / 400mA - 21,5W / 450 mA - 24W / 500mA - 27W / 600mA - 32W / 650 mA - 35W 700 mA - 36W /750/800/900/1000/1050 mA - 38W.	Continuous current power supply, dimmable Casambi, 220/240V - 50/60Hz, 300mA - 16W / 350mA - 18,5W / 400mA - 21,5W / 450 mA - 24W / 500mA - 27W / 600mA - 32W / 650 mA - 35W 700 mA - 36W /750/800/900/1000/1050 mA - 38W.		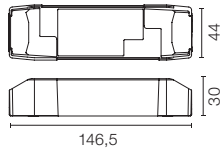	60.9207
Mains Konstantstrom Speisequelle, regulierbar 1-10V, regulable Mains, leading & trailing edge 220/240V - 50/60Hz, 500mA - 10W.	Continuous current power supply, 1-10V, regulable Mains, leading & trailing edge 220/240V - 50/60Hz, 500mA - 10W.		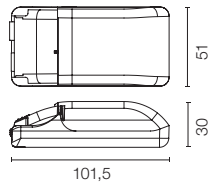	60.9411
Mains Konstantstrom Speisequelle, regulierbar, leading & trailing edge 220/240V - 50/60Hz, 300mA - 14W / 350 mA - 17W / 400 mA - 19W / 450/500/600/650/700/750/800/900 mA - 20W.	Continuous current power supply, Mains dimming, leading & trailing edge 220/240V - 50/60Hz, 300mA - 14W / 350 mA - 17W / 400 mA - 19W / 450/500/600/650/700/750/800/900 mA - 20W.		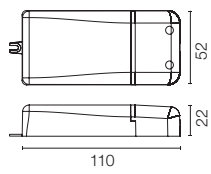	60.9467

Stromversorgung mit Konstanter Spannung für LED / Constant Voltage Power Source for LED

Steuereinheit für Dali-Dimmung; 1-Kanal-Steuerung für 24V-LED-Module; Netzgerät nicht inbegriffen.

Dimmable Dali control unit with 1 channel for 24V LED modules. Power supply not included.



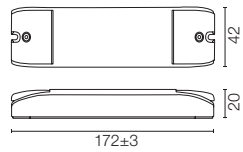

60.8635

LED-Netzteil für den Ferneinbau im Verteiler 24V/240W. 100/240V.

LED power supply source for remote installation in 24V/240W electric control panel. 100/240V.



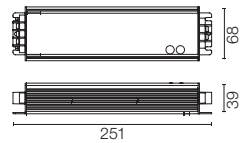

60.8268

Elektronischer Transformator für LED mit beständiger Spannung (24V) – 100/240V.

Electronic transformer with constant voltage (24V) for LED. 100/240V.



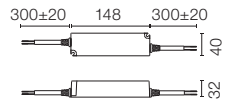

25W
60.8703



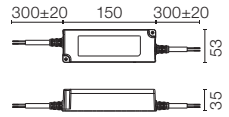

60W
60.9089



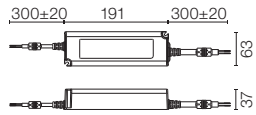

120W
60.9407

Elektronischer Transformator für LED mit beständiger Spannung (24V) – 60W. 100/240V. Für unabhängige Verwendung.

Electronic transformer with constant voltage (24V) for LED. 60W. 100/240V. For independent use.



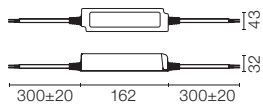

60.8515

12V Elektronischer Transformator / 12V Electronic Transformer

12V Elektronischer Transformator. 220/240V, 50/60Hz mit trailing edge Dimmer.

12V electronic transformer. 220/240V, 50/60Hz. Adjustable by means of “leading and trailing edge”.



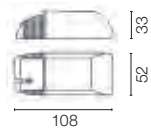

35-105W
60.9424

12V Elektronischer Transformator. 230/240V, 50-225W.

12V electronic transformer. 230/240V, 50-225W.



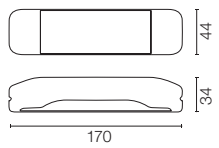

60.8364

LED-Netzteil für den Ferneinbau im Verteiler 24V/200W. Um Überlastproblemen vorzubeugen, empfiehlt sich der Einbau eines Netzteils für jeweils 185W. 100/240V.

LED power supply source for remote installation in 24V/200W electric control panel. To avoid problems of overload it is recommended to install a power source every 185W. 100/240V.



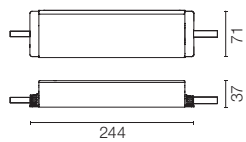

60.9352

12V Konventioneller Transformator / 12V Conventional Transformer

12V Ferromagnetischer Transformator. 230V, 50/60Hz. IP67. Primärleitung 75 cm, Sekundärleitung 145cm.

12V conventional transformer. 230V - 50/60Hz. IP67. Primary wire: 75 cm, secondary wire: 145 cm.



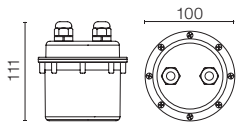

50W
60.8311

Ref	L max(m) 1.5mm²	L max(m) 2.5mm²
60.8079	5	N/A
60.8268	2	3,5
60.8311	5	8,5
60.8364	1	1,5
60.8437	20	50
60.8515	5	N/A
60.8529	20	50
60.8530	10	15
60.8533	10	15
60.8534	10	15
60.8629	50	50
60.8635	5	8
60.8650	50	50
60.8654	20	50
60.8655	20	50
60.8656	20	50
60.8668	10	15
60.8670	20	30
60.8689	50	50
60.8703	5	N/A
60.8837	10	15
60.8847	10	15
60.8880	50	50
60.8911	20	50
60.9089	5	N/A
60.9157	5	N/A
60.9160	10	15
60.9162	20	30
60.9186	10	15
60.9188	10	15
60.9207	10	15
60.9222	10	15
60.9233	20	50
60.9268	15	15
60.9276	10	15
60.9312	20	50
60.9352	2,5	4
60.9389	6	15
60.9405	6	15
60.9407	5	10
60.9411	5	10
60.9421	20	50
60.9424	5	8
60.9439	2,5	4
60.9467	10	15
60.9483	2,5	4
60.9592	10	15
60.9601	20	50
60.9604	2,5	4

Daten für den Betrieb bei 220/240 Vac. Wenn Sie eine größere Länge benötigen, wenden Sie sich bitte an das Flos-Architektenteam / Details for operation at 220/240Vac. If greater lengths are required, consult the Flos architectural team.

	Angle	Wattage (W)	Color T[a] (K)	Voltage (V)	Energy Label	Reference
LED QR-CBC 51 BASE GX5.3 12V	24°	6,5	3000	12	A+	60.6990
	36°	6,5	3000	12	A+	60.6992
	24°	8	3000	12	A	
LED QR-C 38 BASE B15d 12V	42°	6	2700	12	A	BU95
QT-14 CLEAR BASE G9 230V		18	2770	230	D	60.6616
		28	2770	230	D	60.6617
		42	2700	230	D	60.6618
QT-14 ES BASE G9 230V		20	2900	230	D	RF19264
		33	2900	230	D	RF18863
QT-12 BASE GY6.35 12V		35	3000	12	C	60.6300
		50	3000	12	C	60.6303
		75	3000	12	C	60.6304
		90	3000	12	C	60.6305
		100	3000	12	C	60.6306
		35	2900	12	B	60.6404 IRC
		50	3000	12	C	60.6399 IRC

	Angle	Wattage (W)	Color T[a] (K)	Voltage (V)	Energy Label	Reference
						Frosted
QR-CBC 51 BASE GX5.3 12V	38°	20	3000	12	B	BU19
	38°	35	3000	12	B	BU20
	60°	50	3000	12	B	BU21
						Clear
	10°	20	3000	12	B	60.6392
	24°	20	3000	12	B	60.6393
	36°	20	3000	12	B	60.6394
	60°	20	3000	12	B	60.6395
	24°	35	3000	12	B	60.6355
	36°	35	3000	12	B	60.6356
	60°	35	3000	12	B	60.6357
	36°	50	3000	12	B	60.6360
	60°	50	3000	12	B	60.6361
QR-111 BASE G53 12V	24°	35	3000	12	C	60.6398
	6°	50	3000	12	B	60.6989
	8°	30	3000	12	C	60.6862
	24°	50	3000	12	C	60.6374
	45°	45	3000	12	C	60.6861
	8°	60	3000	12	C	60.6863
	24°	60	3000	12	C	60.6864
	24°	50	3000	12	C	60.6450 IRC
	24°	35	3000	12	C	60.6452 IRC
	24°	65	3000	12	C	60.6454 IRC
	8°	65	3000	12	C	60.6455 IRC
	45°	45	3000	12	C	60.6456 IRC
	24°	45	3000	12	C	60.6458 IRC
	45°	65	3000	12	C	60.6575 IRC
						Frosted
QR-CBC 25 BASE GZ4 12V	40°	20	3000	12	C	BU62
	44°	35	3000	12	C	BU68
						Clear
	21°	20	3000	12	C	BU61
	24°	35	3000	12	C	BU64
						Frosted
QR-C 38 BASE B15d 12V	32°	20	3000	12	B	BU30
	40°	35	3000	12	B	BU10
QT-9 BASE G4 12V		10	3000	12	C	60.6301
		20	3000	12	C	60.6302

	Angle	Wattage (W)	Color T° (K)	Voltage (V)	Energy Label	Reference
		120	2900	230	D	60.6592
		160	2900	230	C	60.6598
QT-DE-12		230	2900	230	C	60.6585
		120	2900	230	D	60.6866
BASE R7s 230V						
	25°	50	3000	230	A	60.6722
	40°	50	3000	230	A	60.6723
HI PAR 51	60°	50	3000	230	A	60.6724
BASE GX10 230V						
		18	2700	230	A	60.6213
		18	3000	230	A	60.6256
TC-DEL		18	4000	230	A	60.6257
		26	2700	230	A	60.6214
		26	3000	230	A	60.6258
BASE G24q 230V		26	4000	230	A	60.6259
		14	3300		A+	60.6500
		21	3300		A+	60.6503
T5 FH		21	4000		A+	60.6504
		28	3000		A+	60.6506
		28	4000		A+	60.6507
BASE G5 230V		35	3300		A+	60.6509
		35	4000		A+	60.6510
		24	3300		A	60.6512
		24	4000		A	60.6513
T5 FQ		39	3300		A+	60.6515
		39	4000		A+	60.6516
		54	3000		A+	60.6518
BASE G5 230V		54	4000		A+	60.6519
		54	5000		A	60.6520
		80	3300		A	60.6521
		80	4000		A	60.6522
		80	5000		A	60.6523

Steuerung
Bessere Optische Steuerung

Das LED-Reihenmodul besitzt eine Oberfläche mit hoher Lichtdichte, die es mithilfe von Reflektoren ermöglicht, das Licht auf sehr effiziente Weise zu kontrollieren. Es kann eine große Vielfalt an Öffnungswinkeln erzielt und somit nahezu jeder Anwendung entsprochen werden.

Control
Greater Optical Control

The LED Array module has a high-density light surface that allows the light to be effectively controlled through reflectors. A wide variety of opening angles can be obtained, thereby catering for any application.

Kein Mosaikeffekt
Weißes Licht ohne Mosaikeffekt

Die LED-Reihe erzeugt dank ihrer Konfiguration ein gleichförmiges Weißschema ohne Farbvariationen. Darüber hinaus verändert sich während der während Nutzungsdauer des Moduls weder sein außerordentlicher Lichtfluss noch die Farbtemperatur.

No Pixellation
White Light without Pixellation

Due to its configuration, the LED Array achieves a uniform standard of whites with no change in colour. In addition, during the useful life of the module, an exceptional maintenance of the luminous flow and colour temperature is obtained.

Kostenreduzierung
Verringerung der Betriebskosten

Dank der langen Nutzungsdauer mit einem Mindestlichtfluss von 70% werden die Instandhaltungskosten mit dieser LED-Lösung stark reduziert. Der Energieverbrauch verringert sich im Vergleich zu herkömmlichen Lichtquellen um bis zu 75 %.

Cost Reduction
Reduction in Operating Costs

With this LED solution, there is a drastic reduction in maintenance costs due to its long useful life with a minimum luminous flow of 70 %. The energy consumed is reduced by 75 % compared to traditional lighting sources.

Kommerzielle Anwendung
Lichtquelle für die Kommerzielle Anwendung

Der Lichtfluss enthält keine Infrarot- oder UV-Strahlen, die Schäden an der Kleidung verursachen und für das vorzeitige Altern von Nahrungsmitteln verantwortlich sein können. Die reduzierte Wärmebildung im Lichtstrahl sorgt für eine Verringerung der Kosten für den Einsatz von Klimaanlagen.

Retail Application
Light Source for Retail Application

The luminous flow contains no IR or UV radiation, which cause damage to clothing or the premature spoiling of food. The elimination of heat in the light beam is transformed into a reduction in air conditioning costs.

Reflektoren
Leuchtleistung

Das LED-Reihenmodul ist keine Punktlichtquelle. Das Licht wird über die Harzfläche der LED-Matrix ausgegeben. Dieser Aufbau hat Einfluss auf die Berechnung der Leuchtkraft und die Steuerung des Öffnungswinkels der LEDs. Aus diesem Grund sind Reflektoren die geeignetste Methode zur Steuerung der Leuchtleistung.
Die Reflektoren können aus metallisiertem Thermoplast bestehen, da die Lichtquelle keine thermischen Ansprüche stellt. Die thermoplastische Bauweise sorgt für mehr Flexibilität im Design und die reflektierende Oberflächenform mit einer Leistung von 90 % kann auf eine Art und Weise optimiert werden, die bei herkömmlichen Reflektoren aus Aluminium nicht durchführbar wäre.
Der Öffnungswinkel kann 20° bis etwa 60° betragen.

Reflectors
Light Performance

The LED module is not a point source. The light is emitted through the LEDS matrix resin area. This construction has an influence when making light calculations and controlling the LED opening angle. As a result, the best way to perform this light control is using reflectors.
These reflectors may be made of metallic thermoplastic material since there is no thermal demand on the light source. As they can be made of thermoplastic, there is greater flexibility in their design and the reflecting surface can be optimised with non-viable forms with traditional aluminium reflectors, with a performance of 90 %.
Opening angles of between approximately 20° and 60° can be obtained.

POWER LED

Lichtstrahl
Geschlossener Lichtstrahl

Da es sich um eine Punktlichtquelle handelt, muss die optische Steuerung über Linsen erfolgen. Die optische Steuerung ermöglicht die Reduzierung des Lichtstrahls bis auf sehr kleine Winkel. Deshalb eignet sich eine Power LED besonders gut als Lichtquelle für Anwendungen, die eine hohe Lichtdichte voraussetzen.

Light Beam
Closed Light Beam

Due to the fact that the light comes from a point source, optical control must be carried out using lenses. This optical control allows for the reduction of the light beam to very closed angles. For this reason, this is the most appropriate light source in applications which require a high light density.

Design
Designfreiheit

Power LEDs werden auf elektronischen Platten montiert. Diese elektronischen Platten können in einer unendlichen Vielfalt an Maßen und Formen hergestellt werden, weshalb das gesamte Design der Lichtquelle (elektronische Platte + LED + Linsen) höchst flexibel und frei gestaltbar ist. Durch diese Flexibilität hebt sie sich von den herkömmlichen Lichtquellen ab.

Design
Freedom of Design

The power LEDs are mounted on electronic board. These electronic boards can be designed in many different sizes and shapes, so that the complete light source design (electronic board + LED + Lenses) is extremely flexible and has great freedom. This flexibility makes it different from traditional light sources.

Farbe
Große Palette an Farbtemperaturen

Power LEDs werden dank ihrer diskreten Eigenschaften in einer großen Vielfalt von Farbtemperaturen angeboten. Es werden sogenannte BINs, Bereiche des chromatischen Spektrums, festgelegt, innerhalb derer die LEDs hinsichtlich der gewählten Farbtemperatur garantiert über eine bestimmte minimale chromatische Variation verfügen.

Colour
Wide Range of Colour Temperatures

The power LEDs are discreet, and can be selected in a wide range of colour temperatures. Bins are established (chromatic spectrum ranges) in which it is guaranteed that the LEDs have a minimum chromatic change with respect to the colour temperature selected.

TOP LED

Lichtstrahl
Diffuses Licht

Eignen sich dank ihrer Bauweise ausgezeichnet für Anwendungen, in denen keine Lichtführung erforderlich ist, wie indirekte Beleuchtung oder Lichtquellen mit eingebautem Diffusor.

Light Beam
Diffuse Light

Given their geometry, they are excellent for applications that have no directed light requirements, such as indirect light or luminaires.

Stromversorgung
Spannung 24V

Aufgrund ihrer kompakten Größe und der unkomplizierten Stromversorgung ermöglichen die “Top LED” beim Entwerfen einer gedruckten Schaltung eine Vielzahl an unterschiedlichen Lösungen. Ihre einfache Stromversorgung über Konstantstromquellen mit 12/24 V, die Möglichkeit von Parallelanschluss und -installation sowie die Option, gruppierte und ungleichmäßige Designs zu erstellen, machen sie zu perfekten Kandidaten, wenn es gilt, eine Lichtquelle zu entwickeln, die sich nicht im Rahmen traditioneller Beleuchtungslösungen bewegt.

Power Supply
Voltage 24V

Given their compact dimensions and simple power supply, the “Top LED” offer dozens of different solutions for designing a printed circuit. Their easy power supply using constant 12/24V voltage supplies with possible assemblies and connections in parallel, together with the possibility of creating grouped and irregular designs, make them the perfect candidate when a light source far from the conventions set my traditional light sources is necessary.

Farbe
Große Palette an Farbtemperaturen

Ebenso wie die “Power LED” sind auch die “Top LED” in einer umfangreichen, das gesamte Farbenspektrum umfassenden Farbtemperaturpalette verfügbar. Die festgelegte Auswahl wird durch ihren Bin-Code definiert, der ihre Gleichförmigkeit gewährleistet.

Colour
Wide Range of Colour Temperatures

The “Top LED” like the “Power LED” are available in a large range of colour temperatures distributed throughout the entire chromatic spectrum. The selection made will be defined by its bin guaranteeing its homogeneity in it.

REMOTE PHOSPHOR LED



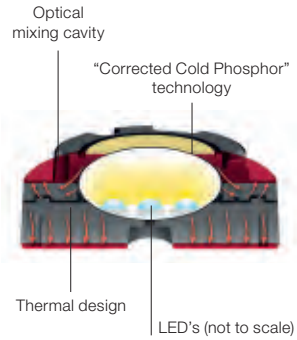

Einheitlichkeit
Der Farbe und Chromatische Homogenität

Einheitlichkeit der Farbe und chromatische Homogenität.
Das Phosphor-LED-Fernmodul ist in einem Farbtemperaturbereich von 2700K, 3000K und 4000K erhältlich. Jede Farbtemperatur ist exakt auf der Kurvenlinie der Planckian Black Body Locus positioniert, um für makelloses weißes Licht zu sorgen. Auf der MacAdam-Ellipse besitzen die LEDs eine Toleranz von 1x2 und mit ANSI C78.377 einen besseren Spezifikationswert.

Consistency
Colour and Chromatic Homogeneity

The remote phosphor LED module is available in a colour temperature range of 2700K, 3000K and 4000K. Each of these colour temperatures is exactly positioned in the BBL (Black Body Locus) to guarantee perfect white light. The LEDs selection tolerance is 1x2 in the MacAdam ellipse, improving the ANSI C78.377 specification.

Gleichförmigkeit
Des Lichtstrahls

Bei Halogenlampen bzw. LED-Reihen können aufgrund der natürlichen Ungleichförmigkeit der Lichtquelle Lichtvariationen auf einer beleuchteten Fläche entstehen. Das Phosphor-Fernmodul besitzt eine gleichförmige Lichtemissionsfläche, was sich in seinem perfekten Lichtstrahl ohne Schatten und Lichtvariationen widerspiegelt.

Uniform
Light Beam

Halogen lamps or LED Arrays may suffer changes in light on an illuminated surface, due to the non-uniformity of the light source. The remote phosphor module has a uniform light-emitting surface that is reflected in a perfect beam of light without shadows or changes in colour.

Reproduktion
Ist Hoch Chromatisch

In der Version "Artist" wird durch die adäquate Auswahlkombination für die LEDs und durch die Eigenschaften des Phosphors ein Farbwiedergabeindex (CRI) von mehr als 95 erreicht. Das Modul wurde optimiert, um ein ausgezeichnetes Ergebnis mit satten Farben zu erzielen. Für Rot liegt der Wert bei über 90. Diese Zahlen übersteigen nicht nur die Resultate anderer LED-Lösungen, sondern übertreffen sogar noch die herkömmlicher Leuchtstoff- oder Metallhalogenidlampen.

Reproduction
High Chromatic

With the "Artist" version; through the correct combination of the LEDs selection and phosphor specifications, a CRI above 95 is obtained. This module has been optimised to obtain excellent results in the most saturated colours. For the red, a value above 90 has been obtained. These numbers not only surpass those of other LED solutions, but improve the results of traditional fluorescent or metal halogenide lamps.

COLOUR RENDERING CHART

A comparison between the Phosphor LED (Artist Series) and other lighting sources
Note: 2700K and 4000K perform similarly

	Ra	R1	R2	R3	R4	R5	R6	R7	R8	R9	R10	R11	R12	R13	R14	R15
Artist Series XTM	98	98	99	98	98	98	97	98	98	96	99	98	88	98	98	98
Typical IR coated Halogen Dichroic	98	98	99	99	99	98	98	99	97	92	97	98	97	98	99	97
Typical Compact Metal Halide	82	90	94	69	82	81	81	87	71	27	59	62	55	93	78	88
Typical Compact Fluorescent	87	91	93	86	91	89	90	88	70	17	76	91	81	93	92	81

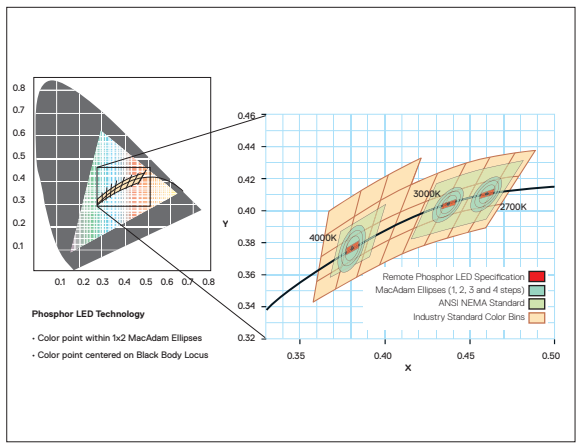

Independent measurements by University College London

PIKTOGRAMME / PICTOGRAPHY

Schutzart
Degree of Protection

IP 20	Schutzgrad gegen feste Fremdkörper und Wasser.	Protection degree offered by the fixture to the ingress of solids and liquids.
IP **2**0 1. Kennziffer: Schutz gegen Eindringen fester Körper. 1st figure: protection against penetration by solid bodies.	0 Ungeschützt. 1 Fremdkörper grösser als 50 mm. 2 Geschützt gegen feste Fremdkörper grösser als 12 mm. 3 Geschützt gegen feste Fremdkörper grösser als 2,5 mm. 4 Geschützt gegen feste Fremdkörper grösser als 1 mm. 5 Staubgeschützt. 6 Staubgeschützt.	0 No protection. 1 Protected against solid bodies over 50 mm in diameter. 2 Protected against solid bodies over 12 mm in diameter. 3 Protected against solid bodies over 2,5 mm in diameter. 4 Protected against solid bodies over 1 mm in diameter. 5 Protected against dust. 6 Fully protected against dust.
IP 2**0** 2. Kennziffer: Schutz gegen Eindringen von Wasser. 2nd figure: protection against penetration by water.	0 Ungeschützt. 1 Geschützt gegen senkrecht fallendes Tropfwasser. 2 Geschützt gegen senkrecht fallendes Tropfwasser. 3 Geschützt gegen schräg fallendes Sprühwasser mit einem Winkel bis zu 60°. 4 Geschützt gegen Spritzwasser. 5 Geschützt gegen Strahlwasser. 6 Geschützt gegen schwere See. 7 Geschützt gegen Untertauchen. 8 Geschützt gegen dauerhaftes Untertauchen.	0 No protection. 1 Protected against drops of water falting vertically. 2 Protected against drops of water at a max. inclination of 15 degrees. 3 Protected against drops of water at a max. inclination of 60 degrees. 4 Protected against splashed of water. 5 Protected against jets of water. 6 Protected against waves. 7 Protected against immersión. 8 Protected against long term immersión.

Piktogramme
Pictography

F	Geräte zur Montage an oder in normal entflammbaren Flächen geeignet.	Luminaire with builtin power packs or transformers, suitable for mounting directy onto normally inflammable surfaces.
	Konventionelles Vorschaltgerät.	Conventional Ballast.
GWT 850°	Besteht Prüfung mit Glühdraht (Glow Wire Test) bei 850°C laut Norm IEC 60695-2-10.	Passes Glow Wire Test at 850°C according to standard IEC 60695-2-10.
	Ausschließlich für die Verwendung von Wolfram-Halogenlampen oder Halogen-Metalldampflampen mit eigenem Schutzschirm entwickelte Leuchten.	Luminaires designed to exclusively use wolfram halogen lamps or metal halide lamps with own protection screen.

Energie-Label
Energy Label

$A^{+}\rightarrow E$	Gemäß Verordnung 874/2012 wird eine neue Richtlinie über die Energieverbrauchskennzeichnung von Lampen und Leuchten eingeführt. Dieses Energie-Label gilt für Geräte von der Energieeffizienzklasse A (höchste Effizienz) bis G (geringste Effizienz) und dient zur Marktorientierung. Nachfolgend die Anweisungen für den Download: . Rufen Sie den Abschnitt Produkte auf unserer Website auf: http://www.flos.com/de/produkte . Wählen Sie die gewünschte Kollektion bzw. das Produkt, z.B. http://www.flos.com/de/produkte/consumer/boden/Arco . Klicken Sie auf “Siehe technisches datenblatt” . Klicken Sie auf “Print Energy Label” . Wählen Sie die Sprache und drucken Sie das Label aus.	According to Regulation 874/2012, a new directive is implemented with regard to energy labelling electrical lamps and luminaires. This energy label rates appliances with energy efficiency classes from A (most efficient) to G (least efficient) to give guidance to the market. You can find information relating to Energy Labels on the Flos website, which is available for download: . Visit the products section of our website: http://www.flos.com/en/products . Choose the collection/product you are interested in, e.g., http://www.flos.com/en/products/consumer/floor/Arco . Click on “See specs sheet” . Click on “Print Energy Label” . Select the language and print the label.

Leuchtenschutzklassen
Luminaires Classification



Class I

Leuchten, bei denen der Schutz gegen elektrischen Schlag nicht nur auf der Basisisolierung beruht, sondern bei denen zusätzliche Sicherheitsvorkehrungen getroffen werden. Alle berührbaren unter Spannung stehenden Teile müssen an einen Schutzleiter (Erdungsan-schluß) angeschlossen sein.

Luminaire in which protection against electrical shocks is not just based on the basic insulation but also on an additional safety precautions consisting of connecting the accesible conductive parts to a safety conductor (earth).



Class II

Leuchten, bei denen der Schutz gegen elektrischen Schlag nicht nur auf der Basisisolierung beruht, sondern die über zusätzliche Sicherheitsvorkehrungen durch doppelte Isolierung verfügen ohne Erdungsanschluß.

Luminaire in which protection against electrical shocks is not just based on the basic insulation but also on an additional safety precautions consisting of double reinforced insulation without conductive parts to a safety conductor (earth).



Class III

Leuchten, bei denen der Schutz gegen elektrischen Schlag durch den Anschluß an eine Schutz-kleinspannung erreicht wird; es dürfen keine höhere Spannung produziert werden. Eine Leuchte der Klasse III darf niemals einen Schutzleiteranschluß enthalten.

Luminaire in which protection against electrical shocks is based on the very low safety supply voltage and no voltages are produced higher than this. A Class III luminaire must never be provided with earthing.

Zulassungen
Homologations

CE

Alle im Rahmen dieses Programms produzierten und präsentierten Leuchten wurden konform zu der Europäischen Norm EN 60 598 hergestellt und entsprechen damit den Anforderungen der Richtlinie 73/23 EWG (Niederspannungsrichtlinie). Der Herstellungsprozess garantiert ebenfalls die Konformität zur Richtlinie 89/336 EWG welches die elektromagnetische Verträglichkeit betrifft. Alle dem Anwendungsbereich der oben genannten Richtlinien unterliegenden Produkte enthalten das CE Zeichen, welches die Konformität zu den jeweiligen Anforderungen kennzeichnet.

All lamps manufactured and illustrated in this catalog comply with European Standard EN 60 598 and consequently meet the requirements set forth in Directive 73/23 EEC (Low Voltage Directive). They also comply with Directive 89/336 covering electromagnetic compatibility. All products falling under the scope of the above-mentioned Directives bear the CE mark as proof of their compliance with the respective requirements.

03

Das ENEC-Zeichen auf dem Produkt gewährleistet über die Zertifizierung durch eine benannte Stelle die Einhaltung der europäischen Normen sowie zuverlässige Organisations- und Produktionssysteme.
Dieses Prüfzeichen steht für unser Engagement und gibt die beste Garantie in Bezug auf Sicherheit und Qualität unserer Produkte.

The ENEC mark on the product stands for the compliance of European Standard as well as a trustworthy organisation and product system and is guaranteed by an accredited certification body.
This agreed mark stands for our engagement and represents the best guarantee in security and quality matter of our products.

CERTIFIED IQNet MANAGEMENT SYSTEM

AENOR ER Empresa Registrada ER-0202/1/98 ISO 9001

Der spanische Verband für Normen und Zertifizierung AENOR, bescheinigt, daß das von Antares Iluminación, S. A. angewendete Qualitätssicherungssystem den Anforderungen der Normen UNE-EN ISO-9001 - Qualitätssicherungssystem - entspricht.

The Spanish Association for Standards and Certification AENOR, certifies that quality assurance system adopted by Antares Iluminación, S.A. complies with the requirements of the standard UNE-EN ISO-9001 Quality Systems.

QCERT
ORGANISMO DE CERTIFICACIÓN
Consulte el alcance de nuestros productos certificados en www.qcert.com.co

Die Zertifizierungsstelle QCERT S.A.S. bewertet unter Berücksichtigung der geltenden nationalen und internationalen Bestimmungen die Konformität unserer Produkte für deren Vermarktung in Kolumbien.
Diese Zertifizierung der Produkte ermöglicht es Herstellern und Händlern, ihren Absatzmarkt zu vergrößern und einen Wettbewerbsvorteil zu erlangen, der über die Grenzen des lokalen Marktes hinausgeht, und so den Handel auf internationalem Niveau zu steigern.

The QCERT S.A.S. Certification Body evaluates the conformity of our products to enable their placement on the Colombian market while taking into account the current national and international regulations.
This product certification allows manufacturers and marketers to expand their markets and gain a competitive advantage that can transcend the boundaries of the local market while enhancing international trade.

IECEE CB SCHEME

Das von IECEE entwickelte CB-Zertifizierungssystem basiert auf den internationalen IEC-Standards und ist in Saudi-Arabien, Argentinien, Australien, Österreich, Bahrain, Belgien, Weißrussland, Brasilien, Bulgarien, Kanada, China, Kolumbien, Kroatien, Dänemark, Vereinigte Arabische Emirate , Finnland, Frankreich, Deutschland, Japan, Griechenland, Indien, Indonesien, Irland, Israel, Italien, Kenia, Libyen, Malaysia, Mexiko, Norwegen, Neuseeland, Niederlande, Pakistan, Polen, Portugal, Vereinigtes Königreich, Tschechische Republik, Republik aus Korea, Rumänien, Russland, Serbien, Singapur, der Slowakei, Slowenien, Spanien, den Vereinigten Staaten, Südafrika, Schweden, der Schweiz, Thailand, der Türkei, der Ukraine, Ungarn und Uruguay anerkannt.

Created by IECEE, the CB certification system based on the IEC International Standards is recognized in Saudi Arabia, Argentina, Australia, Austria, Bahrain, Belgium, Belarus, Brazil, Bulgaria, Canada, China, Colombia, Croatia, Denmark, United Arab Emirates , Finland, France, Germany, Japan, Greece, India, Indonesia, Ireland, Israel, Italy, Kenya, Libya, Malaysia, Mexico, Norway, New Zealand, Netherlands, Pakistan, Poland, Portugal, United Kingdom, Czech Republic, Republic of Korea, Romania, Russia, Serbia, Singapore, Slovakia, Slovenia, Spain, United States, South Africa, Sweden, Switzerland, Thailand, Turkey, Ukraine, Hungary and Uruguay.

Photometrische Daten
Photometric Data

Im Laufe der Zeit ist die Anzahl der visuellen Inputs, denen der Mensch ausgesetzt ist, erheblich angewachsen. Etwa 75% der Informationen über unsere Umgebung, die wir ausarbeiten, scheinen heutzutage über die Augen aufgenommen zu werden, die ähnlich wie eine Kamera funktionieren, denn auch sie nehmen das von den Objekten in einem bestimmten Raum ausgestrahlte oder reflektierte Licht auf. Das bedeutet, dass die in unserem Hirn ausgearbeiteten Informationen stark von dem Helligkeitsniveau, dem Lichttyp und der Art der Raumausleuchtung abhängen.
Mit dem hier präsentierten photometrischen Material (insbesondere mit dem Berechnungsprogramm) möchten wir den Licht - Designern das erforderliche Material zur Verfügung stellen, das sie zur Realisierung von Beleuchtungsprojekten benötigen, die den aktuell geltenden Vorschriften der Norm EN 12464-1 entsprechen, was die richtige Lichtverteilung, den Sehkomfort, die höchstmögliche Leistung und damit auch den geringsten Energieverbrauch betrifft. Für eine volle Nutzung des Berechnungsprogramms ist eine eingehende Kenntnis der verwendeten Produkte absolut erforderlich.

With the passing of time, we have been exposed to a rising number of visual impacts. It is currently estimated that about 75% of the information we processe when relating to our surroundings is received through our eyes, which work very much like a camera, through the light that is emitted or reflected from objects in a given environment. This means that the information processed by the brain is heavily reliant on the level and type of light, and how this environment is illuminated.
The photometric documentation that has been prepared (especially through the calculation program) aims to provide lighting designers with the material they need to develop lighting projects that comply with the EN 12464-1 standard now in force, in terms of sufficient light distribution, visual comfort, maximum lighting efficiency and consequently, the lowest possible energy consumption. In order to make the most of the calculation program, it is essential to have all the necessary information on the products to be used.

Die Norm EN 12464-1

Diese Norm legt die beleuchtungstechnischen Kriterien für eine bestmögliche Ausleuchtung der einzelnen Räume im Innenbereich fest, insbesondere am Arbeitsplatz, auch an Bildschirmarbeitsplätzen, und schreibt Durchschnittswerte für Beleuchtungsstärke Em, Farbwiedergabe Ra und Sehkomfort UGR vor.
Genormter Index der Direktblendung UGR (Unified Glare Rating).
Das UGR klassifiziert die Blendstörung, die die Beleuchtungsanlage in einem Innenraum verursacht unter Berücksichtigung des Leuchtkörpertyps, der Spiegelungscharakteristiken, der Raumdimension und der Position des Beobachters. Für einen CAD Arbeitsplatz z.B. schreibt die EN 12464-1 folgende Werte vor: Em = 500 lx, Ra= 80, UGR<=19.

EN 12464-1 Standard

Sets the technical lighting requirements that satisfy the needs of indoor visual performance, especially in workplaces, even when visual display terminals are used, by prescribing the average illuminance values Em, color rendering Ra, visual comfort UGR.
UGR (Unified Glare Rating)
Classifies the discomfort glare caused by an indoor lighting system, taking into account the kind of luminaires, the reflecting features and size of the rooms, the position of the observers.
For example, for CAD workstations, EN 12464-1 standards set Em = 500 lx, Ra= 80, UGR<=19.

Graphische Darstellung der Charakteristiken von Lichtemissionen

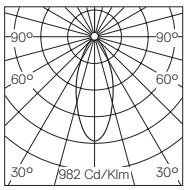

Die Verteilung der von einem Leuchtkörper ausgestrahlten Lichtstärken wird in einem Polarkoordinatendiagramm mit einer oder mehreren Lichtstärkeverteilungskurven C dargestellt, die die Lichtquelle im Schnitt durch das Lichtbaryzentrum durchqueren. Die Raumpunkte und Lichtstärkenwerte werden von einem System von Kugelkoordinaten erfasst (C, γ, I). Die Kurven, die die Endpunkte der Lichtstärken-Vektoren auf den C-Kurven vereinigen, nennen sich Lichtstärkeverteilungskurven (LVK) oder Ausgabeindikator.
Die Anzahl der erforderlichen Kurven C ist in den CIE Empfehlungen vorgeschrieben und ebenfalls in die Europäische Norm über Lichtstärkeverteilungsmessungen und deren graphische Darstellung aufgenommen (CEN 13 032-1).
Bei rotationssymmetrischen Lichtquellen kann die Lichtstärkeverteilung durch eine einzige Lichtstärkeverteilungskurve charakterisiert werden. Bei allen anderen Lichtquellen sind zumindest eine Querkurve (C0-180) und eine Längskurve (C90-270) erforderlich.
Bei Leuchten, die mehrere, geometrisch identische Leuchtmittel, allerdings mit unterschiedlichem Lichtstrom enthalten können, wird generell angenommen, dass das Polardiagramm der Lichtstärkenverteilung für einen idealen Lichtstrom von 1.000 Lumen dargestellt, und demnach in cd/klm ausgedrückt wird.
Für Lichtquellen mit integrierter Optik sind die in diesem Katalog angegebenen Höchstwerte der Lichtstärken absolut (cd) und nicht auf einen normalisierten Lichtstrom von 1.000 Lumen bezogen, während die gleichen Werte bei anderen Lichtquellen einem idealen Lichtstrom von 1.000 Lumen (cd/klm) entsprechen.
Für LED-Produkte mit elektronischer Steuerung und Kühlkörper, sowie solche, die Netzanschluss oder Stromzufuhr durch ein DC-Netzteil benötigen, einschließlich kompletter LED-Leuchten mit nicht austauschbaren LED-Modulen, wird bei der Testmethode LM-79 die absolute Fotometrie zur direkten Messung des Gesamtlichtstroms für jede einzelne Konfiguration herangezogen.
Tatsächliche Lichtverteilung und Lichtintensität werden direkt an der kompletten Leuchte gemessen.

Diagram of the Characteristics of Light Output

Luminous intensity distribution is presented in the form of a polar plot of one or more C planes that cross-section the luminaire, passing though its light center of gravity. The planes and the intensity are shown by means of a system of spherical coordinates (C, γ, I). The curves that join the ends of the intensity vectors on a C plane are called photometric curves or output indicators.
The number of C-section planes is prescribed by CIE recommendations, and is referred to in the European Standards on photometric measurements and data presentation (CEN 13 032-1).
For revolving or symmetrical luminaires, light output is shown as a single curve. In all the other cases, the diagram shows the horizontal (C0-180) and longitudinal (C90-270) planes at least.
For luminaires that can be fitted with light sources that are geometrically the same but with different luminous fluxes, it is generally accepted that the polar plot shows an ideal luminous flux of 1,000 lumen and is therefore expressed in cd/klm.
For light sources that include reflectors, the maximum luminous intensity values provided in this catalogue are absolute (cd) and do not refer to a standard 1,000 lm flux. For other sources, the same values correspond to an ideal 1,000 lm (cd/klm) flux.
For LED-based products incorporating control electronics and heat sinks, products requiring only line voltage or DC power supply, including complete LED luminaires with no replaceable integrated LED sources, the LM-79 test method uses absolute photometry to directly measure total lumen output for a particular configuration.
The real distribution of light and light intensity are measured directly for the complete luminaire.

E(lx/Klm) h(m)	D(m) 11°
1	4918	0.20
2	1229	0.40
3	546	0.60
4	307	0.80
5	197	0.99

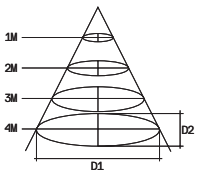

Beleuchtungsstärke (durch das Symbol E ausgedrückt)

Die mittlere Lichtintensität, in Lux (lx) ausgedrückt, auf einer Fläche ist der Quotient zwischen dem Lichtstrom, in Lumen (lm) ausgedrückt, der auf eine Fläche trifft, und der Abmessung (m^2) der Fläche selbst. Je nach den Erfordernissen kann man die horizontalen Lichtintensitäten berechnen (z.B. auf dem Schreibtisch: Zum Lesen), die vertikalen (Beleuchtung eines Sportplatzes: Damit man die Sportler sehen kann) oder die halbzylinderförmigen (Straßenbeleuchtung: Damit man eine entgegenkommende Person erkennen kann).
In manchen Fällen, z.B. wenn es sich um Spots oder Leuchten mit integriertem Reflektor handelt, werden die Leistungen vereinfacht in Tabellen gezeigt, so genannten “Lichtkegeln”, die sowohl die Durchschnitts- und Höchstwerte der Lichtintensitäten, als auch die Durchmesser des Leuchtflecks im Verhältnis zu den Abständen der beleuchteten Fläche zur Lichtquelle zeigen. Der Winkel an der Spitze des Lichtkegels gibt die Öffnung des Strahlenbündels der Lichtquelle an, genauer gesagt der Winkel, den der Lichtstärken-Vektor anzeigt, wenn seine Leistungsflussdichte die Hälfte der maximalen Lichtintensität übersteigt.
Die Lichtintensität wird in Lux pro 1.000 lm ausgedrückt (lx/klm). Für Lichtquellen mit integrierter Optik sind die mittleren und Höchstwerte der Lichtintensitäten absolut, während sie bei anderen Lichtquellen einem idealen Lichtstrom von 1.000 lm entsprechen.

Illuminance (shown as E)

The average illuminance expressed in lux (lx) on a surface is the quotient resulting from the luminous flux, expressed in lumen (lm), on the surface and the dimension (m^2) of the surface itself. Depending on the need, the illuminance value can be horizontal (e.g. on a desk: for reading), vertical (illumination of a sports fields: to see the players), semi-cylindrical (urban fittings: to see who is coming towards us).
In some cases, for example when using spotlights or lamps with a reflector, the performance features are simply shown by means of tables called “light cones” showing both the average and maximum illuminance values, as well as the diameter of the luminous spot, in relation to the distance of the plane from the luminaire. The vertex angle of the light cone is the luminaire’s beam, that is, the angle formed by the intensity vector when its module is greater than half of the maximum intensity.
Illuminance is expressed in lux per 1,000 lm (lx/klm). For light sources that include reflectors, the average and maximum illuminance values are absolute. For other sources, they correspond to an ideal 1,000 lm flux.

Isolux

Bei einer Beleuchtungsanlage können die Ergebnisse der photometrischen Messungen auf einer beleuchteten Fläche in Form von “Isolux-Diagrammen” graphisch dargestellt werden, d.h. mit Linien, die die Punkte mit gleicher Lichtintensität verbinden. Die Isolux-Diagramme erlauben eine rasche, wenn auch nicht absolut präzise Einschätzung des Durchschnittswertes und der Gleichmäßigkeit der Lichtintensität.

Isolux

The photometric results of a lighting installation can be shown on a surface using an “Isolux”, that is, lines connecting the points with the same illuminance. Isolux diagrams are used to quickly determine, albeit in an approximate manner, the average value and uniformity of the illuminance.

CIE 62/98/100/100/74
DIN A5O
UTE 0.47C+0.00T
CIBSE TM5 BZ3/2/BZ2

Photometrische Klassifizierung von Leuchten

Ausgehend von den Charakteristiken der Lichtstromverteilung und von verschiedenen Daten über die Lichtstromabgabe einer Leuchte nach oben und nach unten, sowie von dem Verhältnis zwischen den einzelnen Leistungen ist es möglich, eine Leuchte je nach ihrer Konformität zu verschiedenen Empfehlungen und Standardkriterien zu klassifizieren: CIE, DIN 5040, UTE, und CIBSE LG3.

Photometric classification of luminaires

Using the classification of luminous flux distribution and using the various ratios between the flux emitted by a luminaire in the upper and lower hemispheres, as well as the ratio of their different yields, a luminaire can be classified on the basis of different recommendations and standards: CIE, DIN 5040, UTE, and CIBSE LG3.

CIE

Darstellung der Lichtstromverteilung einer Leuchte im Inneren von Lichtkegeln mit festgelegten Öffnungswinkeln; der letzte Wert der Serie gibt die Gesamtleistung der Leuchte an.
Die Leuchten werden auf der Basis von fünf Zahlen klassifiziert (CIE Indexe)
$N_1=F_1/F_4$ $N_2=F_2/F_4$ $N_3=F_3/F_4$ $N_4=F_4/F_5$ $N_5=F_5/F$= Leistung
Dabei ist:
F_1 ist die Lichtstromabgabe im Kegel des Raumwinkels $\pi/2$, Scheitelwinkel 83°
F_2 ist die Lichtstromabgabe im Kegel des Raumwinkels π, Scheitelwinkel 120°
F_3 ist die Lichtstromabgabe im Kegel des Raumwinkels $3\pi/2$, Scheitelwinkel 151°
F_4 ist die Lichtstromabgabe im Kegel des Raumwinkels 2π, Scheitelwinkel 180°
F_5 ist die Lichtstromabgabe im Kegel des Raumwinkels 4π, Scheitelwinkel 360°
F ist die installierte Lichtstromabgabe.

CIE

Diagram of flux distribution by a luminaire inside cones with specific angles; the last number of the series provides the total output ratio of the luminaire. Illuminating luminaires are classified on the basis of five numbers (CIE codes)
$N_1=F_1/F_4$ $N_2=F_2/F_4$ $N_3=F_3/F_4$ $N_4=F_4/F_5$ $N_5=F_5/F$= yield
Where:
F_1 is the flux emitted in the solid angle cone $\pi/2$, vertex angle 83°
F_2 is the flux emitted in the solid angle cone π, vertex angle 120°
F_3 is the flux emitted in the solid angle cone $3\pi/2$, vertex angle 151°
F_4 is the flux emitted in the solid angle cone 2π, vertex angle 180°
F_5 is the flux emitted in the solid angle cone 4π, vertex angle 360°
F is the installed flux.

DIN 5040

Die photometrische Klassifizierung erfolgt mit einem Buchstaben und zwei Ziffern. Der Buchstabe zeigt die Lichtverteilung an, angefangen bei A: A: Direktes, konzentriertes Licht, bis zu E: Indirektes Licht. Die erste Ziffer zeigt den Stromflussanteil nach unten an (direktes Licht). Die zweite Ziffer zeigt den Stromflussanteil nach oben an (indirektes Licht).

UTE

Die photometrische Klassifizierung erfolgt mit einer Ziffer, die die direkte Leistung anzeigt, gefolgt von einem Buchstaben, der die Lichtverteilung angibt, angefangen bei A für ein enges Lichtbündel bis zu J für halbdirektes Licht. Sollte die Leuchte ebenfalls indirektes Licht ausstrahlen (nach oben), so wird die indirekte Leistung hinzugefügt gefolgt von dem Buchstaben “T”. Eine Leuchte z.B., die 30% ihres Lichtstroms nach unten verbreitet und 35% nach oben mit indirekter Lichtabgabe wird nach UTE folgendermaßen eingestuft: 0,30J + 0,35T.

CIBSE LG3

Mit den Abänderungen zur Lighting Guidance 3 von 2001 wird das Klassifizierungssystem nach Kategorien (Cat) aufgehoben, um sich den Europäischen Normenvorschriften EN 12464-1 anzugleichen.
Diese englische Norm stufte die Leuchten je nach der Luminanz auf vier Ebenen in drei Kategorien ein: C0-180, C90-270, C135-315 e C225-45.
Zur Kategorie CIBSE LG3 Cat 1 gehören Leuchten mit einer Leuchtdichte unter 200 cd/m^2 für Beobachtungswinkel γ ab 55°.
Zur Kategorie CIBSE LG3 Cat 2 gehören Leuchten mit einer Leuchtdichte unter 200 cd/m^2 für Beobachtungswinkel γ ab 65°.
Zur Kategorie CIBSE LG3 Cat 3 gehören Leuchten mit einer Leuchtdichte unter 200 cd/m^2 für Beobachtungswinkel γ ab 75°.

Farbige Filter

Durch das Anbringen von farbigen Filtern an eine Leuchte können die photo- und colorimetrischen Charakteristiken verändert werden, z. B. die Farbtemperatur der Leuchte, um sie spezifischen Erfordernissen einer gezielten Objektbeleuchtung oder eines besonderen Ambientes anzupassen.
Der Einsatz von Filtern reduziert darüber hinaus die Lichtemission, und zwar in verschiedenem Maß je nach den Charakteristiken des Filters.

Eulumdat-Dateien

Die Eulumdat-Dateien für sämtliche Leuchten von FLOS stehen unter www.flos.com zur Verfügung und können für beleuchtungstechnische Berechnungsprogramme herangezogen werden.

DIN 5040

The photometric classification of luminaires consists of a letter and two numbers. The letter indicates the luminous distribution starting from A: direct concentrated to E: indirect. The first number indicates the percentage of luminous flux emitted in the lower hemisphere (direct). The second number indicates the percentage of luminous flux in the upper hemisphere (indirect).

UTE

The photometric classification of luminaires consists of a number that indicates the direct output ratio followed by a letter that indicates the luminous distribution starting from A for a narrow angle to J for semi-indirect. Should the luminaire also have indirect emission (upper hemisphere), the indirect yield followed by the letter “T” is added. For example, for a luminaire emitting 30% of its flux downwards and 35% upwards, with a semi-indirect emission, the UTE code would be 0.30J + 0.35T.

CIBSE LG3

With the amendment of Lighting Guidance 3 in 2001, the category classification system (Cat) was abolished to conform to European Standard EN 12464-1.
This British Standard classified luminaires in three luminance categories: C0-180, C90-270, C135-315 and C225-45.
CIBSE LG3 Cat 1 if luminance was lower than 200 cd/m^2 starting at a 55° observation angle γ.
CIBSE LG3 Cat 2 if luminance was lower than 200 cd/m^2 starting at a 65° observation angle γ.
CIBSE LG3 Cat 3 if luminance was lower than 200 cd/m^2 starting at a 75° observation angle γ.

Colored Filters

The use of colored filters in a luminaire modifies its photo-colorimetric features, for example the color temperature of the light bulb, adapting it for accent lighting or for a special setting.
The use of filters also reduces the luminous output which can vary depending on the filter’s characteristics.

Eulumdat Files

The Eulumdat files of all the FLOS luminaires are available on our website www.flos.com, so they can be used in technical lighting calculations.

SOFT ARCHITECTURE

Wall Rupture, Softprofile, Kapprofile,
Juncos, Wall Piercing, Soft Spun, Abajourd'hui,
Usl Pluto, Uso Boob, Usl Out, Usl 900 Disk,
Apps, G-O In, Teardrop, Uso, Uso Cove Lighting,
Round, Square & Vertical Light,
Usb Round & Square Light.

Wall Rupture



Softprofile Smooth

Smooth Small



Smooth Large



Softprofile Deco

Starck Small



Starck Large



Wanders Small



Wanders Large



Kapprofile



Wall Rupture Designed By Thierry Dreyfus

Light Source: LED White - Gold Finish - 17,5W/m - 1140 lm/m - 2700K / LED White - Silver Finish - 17,5W/m - 1225 lm/m - 5000K



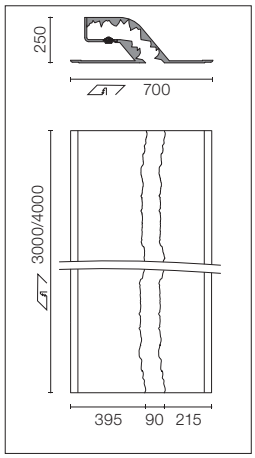

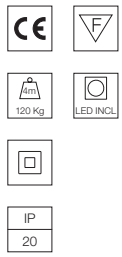

Einbauleuchte für die Wandmontage mit Soft Technologie. LED-Module mit unterschiedlichen Farbtemperaturen je nach Raumausstattung sowie Systeme ohne Dimmer sind eingeschlossen. Inklusive 220/240V-Netzteil.

Für eine persönliche konfiguration setzen sie sich bitte mit dem verkaufsteam von Flos architectural in verbindung.

Soft technology wall-mounted, recessed luminaire. LED modules to emit lights with different colour temperature depending on décor; non-dimmable gear included. 220/240V power supply included.

For personal configuration ask Flos architectural sales team.

Profile

3m
SA.2423.5A145
SA.2423.5A165
4m
SA.2424.5A145
SA.2424.5A165

Wall Rupture with End caps Designed By Thierry Dreyfus

Light Source: LED White - Gold Finish - 17,5W/m - 1140 lm/m - 2700K / LED White - Silver Finish - 17,5W/m - 1225 lm/m - 5000K



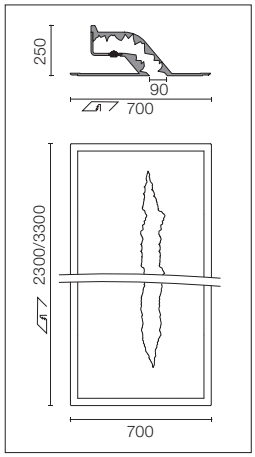

End cap

2,3m
SA.2453.5A145
SA.2453.5A165
3,3m
SA.2454.5A145
SA.2454.5A165

WINNER 2011

Softprofile Smooth Small Designed By Flos Soft Architecture



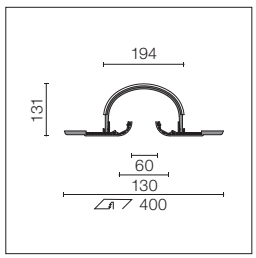



Endkappe / End cap



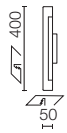

Einbauleuchte für die Wand- oder Deckenmontage mit Soft Technologie. Beidseitige Installation von LED-Modulen möglich. Beleuchtungssysteme nicht eingeschlossen.

Siehe LED-Module und LED-Steuergeräte.

Soft technology wall or ceiling-mounted recessed luminaire. It permits the installation of LED modules on both sides. Lighting systems not included.

See LED modules and LED drivers.

Profile
3m
SA.2293.1
4m
SA.2294.1

End cap
SA.2295.1

Softprofile Smooth Large Designed By Flos Soft Architecture



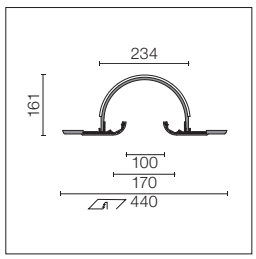



Endkappe / End cap



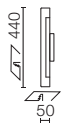

Einbauleuchte für die Wand- oder Deckenmontage mit Soft Technologie. Beidseitige Installation von LED-Modulen möglich. Beleuchtungssysteme nicht eingeschlossen.

Siehe LED-Module und LED-Steuergeräte.

Soft technology wall or ceiling-mounted recessed luminaire. It permits the installation of LED modules on both sides. Lighting systems not included.

See LED modules and LED drivers.

Profile
3m
SA.2323.1
4m
SA.2324.1

End cap
SA.2325.1

Softprofile Deco Starck Small Designed By Philippe Starck



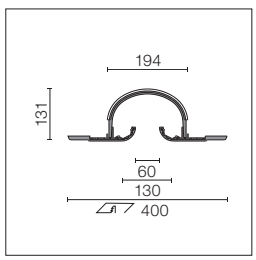



Endkappe / End cap



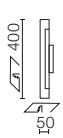

Einbauleuchte für die Wand- oder Deckenmontage mit Soft Technologie. Beidseitige Installation von LED-Modulen möglich. Beleuchtungssysteme nicht eingeschlossen.

Siehe LED-Module und LED-Steuergeräte.

Soft technology wall or ceiling-mounted recessed luminaire. It permits the installation of LED modules on both sides. Lighting systems not included.

See LED modules and LED drivers.

Profile
3m
SA.2313.1
SA.2313.3.120
SA.2313.3.140
SA.2313.3.160
4m
SA.2314.1
SA.2314.3.120
SA.2314.3.140
SA.2314.3.160

End cap
SA.2295.1

Softprofile Deco Starck Large Designed By Philippe Starck



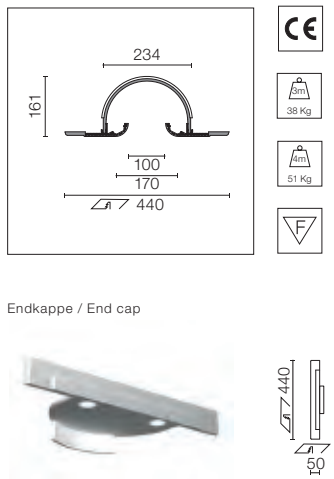

Endkappe / End cap

Einbauleuchte für die Wand- oder Deckenmontage mit Soft Technologie. Beidseitige Installation von LED-Modulen möglich. Beleuchtungssysteme nicht eingeschlossen.

Siehe LED-Module und LED-Steuergeräte.

Soft technology wall or ceiling-mounted recessed luminaire. It permits the installation of LED modules on both sides. Lighting systems not included.

See LED modules and LED drivers.

Profile
3m
SA.2343.1
☐ SA.2343.3.120
SA.2343.3.140
SA.2343.3.160
4m
SA.2344.1
☐ SA.2344.3.120
SA.2344.3.140
SA.2344.3.160

End cap
SA.2325.1

Softprofile Deco Wanders Small Designed By Marcel Wanders



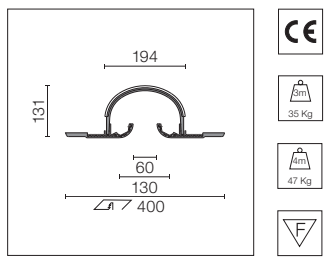

Endkappe / End cap



Einbauleuchte für die Wand- oder Deckenmontage mit Soft Technologie. Beidseitige Installation von LED-Modulen möglich. Beleuchtungssysteme nicht eingeschlossen.

Siehe LED-Module und LED-Steuergeräte.

Soft technology wall or ceiling-mounted recessed luminaire. It permits the installation of LED modules on both sides. Lighting systems not included.

See LED modules and LED drivers.

Profile
3m
SA.2303.1
☐ SA.2303.3.120
4m
SA.2304.1
☐ SA.2304.3.120

End cap
SA.2295.1

Softprofile Deco Wanders Large Designed By Marcel Wanders



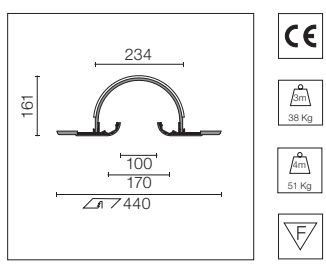

Endkappe / End cap



Einbauleuchte für die Wand- oder Deckenmontage mit Soft Technologie. Beidseitige Installation von LED-Modulen möglich. Beleuchtungssysteme nicht eingeschlossen.

Siehe LED-Module und LED-Steuergeräte.

Soft technology wall or ceiling-mounted recessed luminaire. It permits the installation of LED modules on both sides. Lighting systems not included.

See LED modules and LED drivers.

Profile
3m
SA.2333.1
☐ SA.2333.3.120
4m
SA.2334.1
☐ SA.2334.3.120

End cap
SA.2325.1

Kapprofile Designed By Flos Soft Architecture



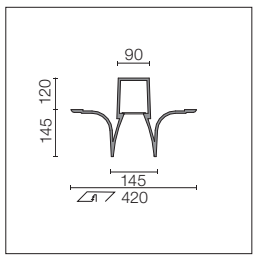

Modulares Profil mit Soft Technologie für die Deckenmontage. Leuchtstoff-Beleuchtungssysteme nicht eingeschlossen.

Soft technology ceiling-mounted modular profile. Fluorescence lighting systems not included.

Endkappe / End cap



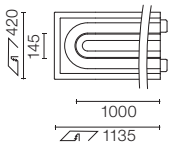

*Ecke / Corner



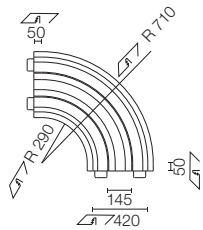

2m
SA.2282.1

End cap 1m
SA.2285.1

Corner
SA.2286.1

* In Ecke, Lampenmodule im Lieferumfang enthalten. Siehe T5-Module.
* In Corner, lighting modules included. See T5 module.

For Kapprofile

Lineares T5-Modul Doppelt
Linear Module T5 Double

Lineares T5-Modul für optimale Beleuchtung ohne dunkle Bereiche, die durch die Überlagerung vermieden werden. Die Module sind in einer dimmbaren Version verfügbar und für verschiedene T5-Wattleistungen (hohe Effizienz). Lampe nicht inbegriffen.

Linear T5 module for optimal illumination without dark zones, which are avoided by the overlapping. The modules are available in a dimmable version, and for different T5 wattages (high efficiency). Lamp not included.

T5 FH	Referenz Reference	Wattleistung (W) Wattage (W)	Länge (L) Lenght (L)	*Nummer (Nr) Number (N°)
	Non Dimmable			
	08.8306.00	2x21	1025	9
	08.8307.00	2x28	1325	9
	08.8308.00	2x35	1625	9
	Dimmable 1-10V			
	08.8320.00	2x21	1025	9
	08.8321.00	2x28	1325	9
	08.8322.00	2x35	1625	9
	Dimmable Dali			
	08.8314.00	2x21	1025	9
	08.8315.00	2x28	1325	9
	08.8316.00	2x35	1625	9

* Nr: Maximale Modulanzahl, die in einer Reihe verbunden werden kann / N°: Maximum number of modules connected in one line.

Lineares T5-Modul Doppeltes Schema
Linear Module T5 Double Scheme

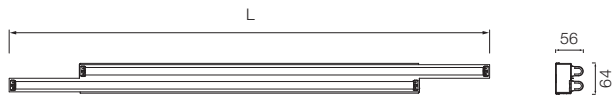

Lineares T5-Modul Doppelte Verbindung
Linear Module T5 Double Connection

Maximale Überlagerung / Maximum Overlapping

Wattleistung Wattage (W)	A	B	*Nummer Number (N°)
2x21	875	1900	9
2x28	1175	2500	9
2x35	1475	3100	9

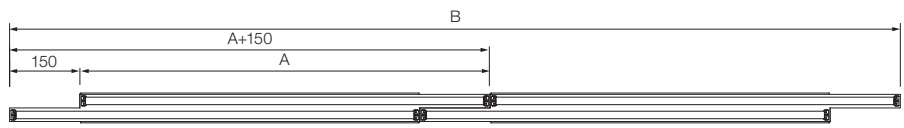

Minimale Überlagerung / Minimum Overlapping

Wattleistung Wattage (W)	A	C	*Nummer Number (N°)
2x21	875	1975	9
2x28	1175	2575	9
2x35	1475	3175	9

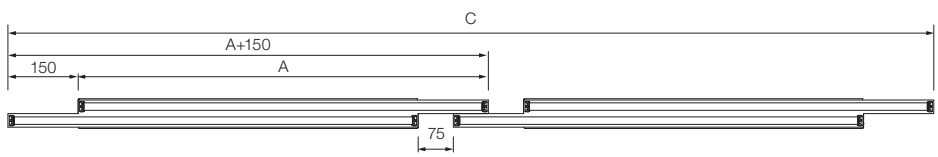

Zubehör / Accessories

Zuleitung mit Steckerbuchse. Dreipolig, Länge: 250mm. Nur für Versionen ohne Dimmer. Muss separat bestellt werden.

Feed cable with female plug. Three poles, lenght: 250mm. Only for not dimmable versions. Must be ordered separately.



08.8330.00

Zuleitung mit Steckerbuchse. Dreipolig, Länge: 250mm. Zuleitung für Signal 1-10 V/DALI im Lieferumfang enthalten. Muss separat bestellt werden.

Feed cable with female plug. Three poles, lenght: 250mm. Feed cable for signal 1-10V / DALI included. Must be ordered separately.



08.8356.00

Lineares LED-Modul
Linear Module LED

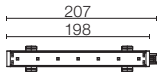

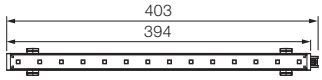

LED-Modul für optimale indirekte Beleuchtung. Tyco-Stecker, Stiftstecker / Buchsenleisten, für elektrische einfache Verbindung in beiden Seiten. Kann direkt an das Profil geklemmt werden.

LED module for optimal indirect illumination. Tyco connections male / female for easy electrical connection in both sides. Can be clipped directly to the Profile.

White	RGB
08.8512.00C 3,5W 228 lm 3000K CRI 85	08.8294.00A 1,7W 77 lm CRI>90
08.8513.00C 7W 456 lm 3000K CRI 85	08.8296.00A 3,5W 154 lm CRI>90

Non Dimmable

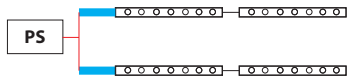

Verkabelung
Wiring

500-mm-Zuführungskabel für weiße LED-Module mit Schnellverbindung. Ein Kabel pro LED-Reihe erforderlich (zwei pro Profil). Maximum pro Zuführungskabel: 3 Meter LED-Reihen.
Elektronische Stromversorgung nicht inbegriffen.

500mm feed cable for white LED modules with fast connection. Necessary one for each LED line (two for each Profile). Maximum for each feed cable: 3 LED line meters.
Electronic power supply not included.

White
06.1016.00

Dimmable 1-10V

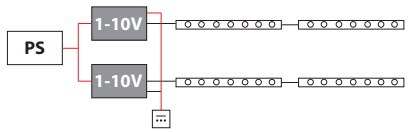

Dimmbare Interfaces
Dimmable Interface

1-10V-Interface mit zwei 500-mm-Zuführungskabeln für weiße LED-Module mit Schnellverbindung. Maximum für jedes Interface: 6 LED-Meter. Elektronische Stromversorgung nicht inbegriffen.

1-10V interface with two 500mm feed cable for white LED modules with fast connection. Maximum for each interface: 6 LED meters. Electronic power supply not included.

White
06.1022.00 1-10V

Dimmbare Interfaces
Dimmable Interfaces

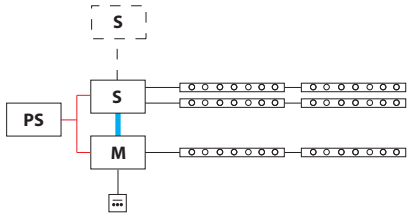

Dali Master-Interface mit einem 5 poligen Verteiler und zwei 500-mm- Zuführungkabeln für einfache Verbindung. Elektronische Stromversorgung nicht inbegriffen.

Dali Master interface with one 5 pole distributor and two 500mm feed cable for easy connection.
Electronic power supply not included.

White	RGB
06.1023.00 M	06.1025.00 M

DMX Master-Interface mit 5 poligem Verteiler und zwei 500-mm-Zuführungkabeln für einfache Verbindung. Elektronische Stromversorgung nicht inbegriffen.

DMX Master interface with 5 pole distributor and two 500mm feed cable for easy connection.
Electronic power supply not included.

RGB
06.1026.00 M

Radiofrequenz (RF) RGB Master-Interface mit einem 5 poligen Verteiler und zwei 500-mm-Zuführungskabeln für einfache Verbindung. Wand-Transmitter für integrierte Farbänderung. Elektronische Stromversorgung nicht inbegriffen.

Radio Frequency (RF) RGB Master interface with 5 pole distributorand two 500mm feed cable for easy connection. Wall transmitter to make color changing integrated. Electronic power supply not included.

RGB
06.1027.00 M

LED DRIVERS

For: Softprofile Smooth - Softprofile Deco

Dimmbare Interfaces **Dimmable Interfaces**	**White**	**RGB**
Slave-Interface, um das Signal mit zwei 5 poligen Verteilern und vier 500-mm-Zuführungkabeln für einfache Verbindung zu erweitern. Elektronische Stromversorgung nicht inbegriffen. Slave interface to expand the signal with two 5 pole distributors and four 500mm feed cable for easy connection. Electronic power supply not included.	06.1024.00 S	06.1028.00 S
2-Meter-Verlängerungskabel für LED-Module mit einfache Verbindung. Können verbunden werden, um die Länge zu vergrößern. Max. 20 Meter. 2 meters prolongation cable for LED modules with fast connection. Can be connected with each other to greater length. 20 meters max.	08.8297.00	08.8298.00

Stromversorgung / Power Suply

Montage in Zwischendecke **Installation in False Ceiling**	PS
Elektronische 25W / Electronic 25W Stromversorgung / Power supply LED. 25W – 24V. 100-240V, 50-60Hz.	60.8703
Elektronische 60W / Electronic 60W Stromversorgung / Power supply LED. 60W – 24V. 100-240V, 50-60Hz.	60.9089
Elektronische 120W / Electronic 120W Stromversorgung / Power supply LED. 120W – 24V. 100-240V, 50-60Hz.	60.9407

Ferninstallation im Verteilerkasten **Remote Installation Electrical Panel**	PS
Elektronische 240W / Electronic 240W Stromversorgung / Power supply LED. 240W – 24V. 100-240V, 50-60Hz.	60.8268

Installationstabellen / Installation Guidelines

		White					RGB				
		20W	60W	100W	150W	240W	20W	60W	100W	150W	240W
Max länge LED* Max lenght LED*		1m	3,5m	5,5m	8m	13m	2m	8m	12m	20m	34m
Kabel-abschnitt (vom installateur zur verfügung gestellt) Cable section (installer provides)		0,5mm²	0,5mm²	0,75mm²	0,75mm²	1mm²	0,5mm²	0,5mm²	0,75mm²	0,75mm²	1mm²
Max abstand Max distance	PS – M/S	5m	10m	15m	30m	50m	5m	10m	15m	30m	50m
Max abstand Max distance	M – S	20m					20m				
Max abstand Max distance	M/S –	20m					20m				
Max länge der LED module bei anschluss an Max lenght LED connected to	M	2m					7m				
Max länge der LED module bei anschluss an Max lenght LED connected to	S	4m					14m				

* Achtung: Bei Softprofile, 2x LED-Länge = Profillänge / Beware: For Softprofile, 2x LED lenght = profile lenght

Juncos

Juncos 1L



Juncos 3L



Juncos 6L



Juncos 9L



Wall Piercing

Wall Piercing 1X



Wall Piercing 2X



Wall Piercing 4X



Wall Piercing 2X Line



Soft Spun

Soft Spun Small
Halogen/ Fluorescent/
LED



Soft Spun Large
Halogen/ Fluorescent/
LED



Abajourd'hui

Abajourd'hui Small



Abajourd'hui Large



USL Pluto

USL 100 Pluto



USL 200 Pluto



Juncos Designed By Flos Soft Architecture

Juncos 1L



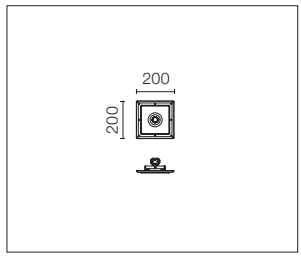

0,70 Kg

LED-Halbeinbauleuchte für Innenräume. In Verbindung mit der Soft Architecture Technologie integriert sie sich perfekt in den Architekturraum. Ohne Netzgerät. Siehe Treiber auf der nächsten Seite.

Produkt mit Vorverkabelung zum Anschluss an Konstantstrom.

Semi-recessed LED luminaire for indoor applications. Seamless integration in the architectural environment by Soft Architecture technology. Power supply not included. See driver in next page.

Pre-wired product to be connected to constant current.

Juncos 3L



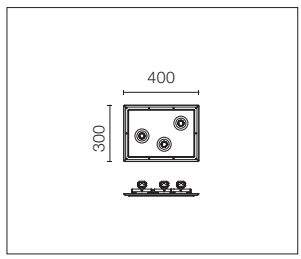

2,90 Kg

Produkt mit Reihenschaltung-Vorverkabelung zum Anschluss an Konstantstrom.

Pre-wired product for serial connection to constant current.

Juncos 6L



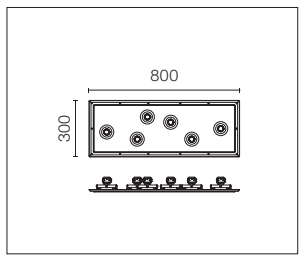

5,80 Kg

Produkt mit Reihenschaltung-Vorverkabelung zum Anschluss an Konstantstrom.

Pre-wired product for serial connection to constant current.

Juncos 9L



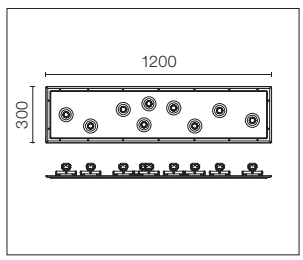

8,70 Kg

Produkt mit Reihenschaltung-Vorverkabelung zum Anschluss an Konstantstrom.

Pre-wired product for serial connection to constant current.

Soft Platte / Soft Plate

Juncos 1L
☐ SA.5200.5.120
Juncos 3L
☐ SA.5201.5.120
Juncos 6L
☐ SA.5202.5.120
Juncos 9L
☐ SA.5203.5.120

Junco 250 mm

Light Source: Power LED DC 700 mA - 2,1W - 216 lm - 3000K/CRI 80 / 2,1W - 182 lm- 2700K/CRI 90



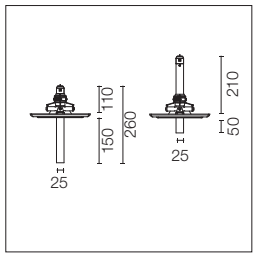

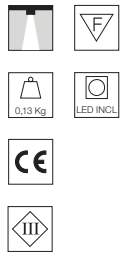

Vielseitige Leuchte.Individuell ausrichtbar und regulierbare Einbautiefe. Erhältlich in Schwarz, Weiß und Chrom.

Luminaire that offers many possibilities. Can be individually focused and their recessed height is adjustable. Available in a black, white and chrome finish.

Junco 400 mm



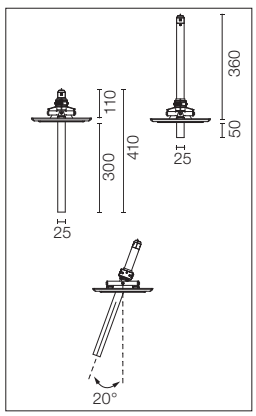

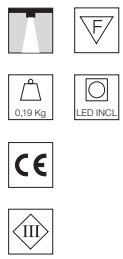

Junco 250 mm
2700K
- 08.8595.40A
- 08.8595.06A
- 08.8595.AAA

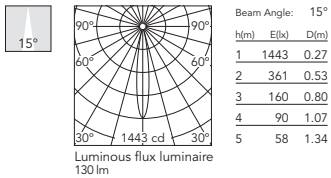

Luminous flux luminaire 130 lm

Beam Angle:	15°	
h(m)	E(lx)	D(m)
1	1443	0.27
2	361	0.53
3	160	0.80
4	90	1.07
5	58	1.34

3000K
- 08.8590.40A
- 08.8590.06A
- 08.8590.AAA

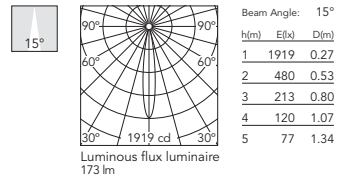

Luminous flux luminaire 173 lm

Beam Angle:	15°	
h(m)	E(lx)	D(m)
1	1919	0.27
2	480	0.53
3	213	0.80
4	120	1.07
5	77	1.34

Junco 400 mm
2700K
- 08.8596.40A
- 08.8596.06A
- 08.8596.AAA

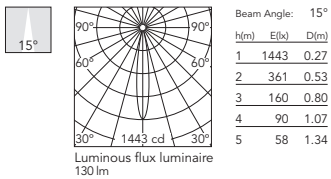

Luminous flux luminaire 130 lm

Beam Angle:	15°	
h(m)	E(lx)	D(m)
1	1443	0.27
2	361	0.53
3	160	0.80
4	90	1.07
5	58	1.34

3000K
- 08.8591.40A
- 08.8591.06A
- 08.8591.AAA

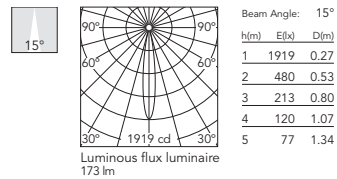

Luminous flux luminaire 173 lm

Beam Angle:	15°	
h(m)	E(lx)	D(m)
1	1919	0.27
2	480	0.53
3	213	0.80
4	120	1.07
5	77	1.34

Treiber / Drivers

Nicht regulierbares Konstantstrom-Netzgerät mit 17W, 700mA - 100/240V - 50/60Hz.

Non dimmable continuous current power supply of 17W, 700mA - 100/240V - 50/60Hz.



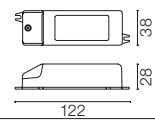

60.8655

Nicht regulierbares Konstantstrom-Netzgerät mit 32W, 700mA - 220/240V - 50/60Hz.

Non dimmable continuous current power supply of 32W, 700mA - 220/240V - 50/60Hz.



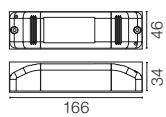

60.8656

Konstantstrom-Netzgerät mit 25W, 120-240V / 50-60Hz mit wählbarer Stromversorgung über Schalter 700mA, regulierbar per 1-10V oder Druckdimmer.

Continuous current power supply of 25W, 120-240V - 50/60Hz with power current selected through adjustable 700mA 1-10V switch or push dimming.



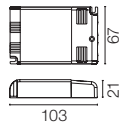

60.8533

Maximale entfernung des LED-geräts / Max. distance from LED driver Konstantstromgerät / constant current driver (700ma)			
Entfernung / Distance	10 m	20 m	50 m
Kabelquerschnitt / Cable section	0,5mm^2	1mm^2	2,5mm^2

Wall Piercing 1X Designed By Ron Gilad

Light Source: LED White 1x6,4W - 416 lm - 2700K/CRI>90 / LED RGB 1x7,4W



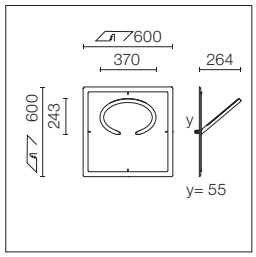

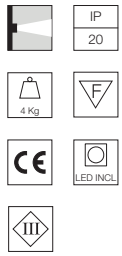

Halb-Einbauleuchte für die Wand- oder Deckenmontage. Erhältlich in den Versionen LED weiß oder RGB. Betriebs- und Steuergeräte nicht eingeschlossen.

LED-Module inbegriffen. Für Stromversorgung und Dimmer-Interface siehe LED-Treiber.

Soft technology semi-recessed luminaire for ceiling or wall mounting. Available in white LED or RGB versions. Control gear not included.

LED modules included. For power supply and dimming interface see LED drivers.

LED White
- SA.5020.5A120
- SA.5020.5A180

LED RGB
- SA.5020.6A120
- SA.5020.6A180

Wall Piercing 2X Designed By Ron Gilad

Light Source: LED White 2x6,4W - 2x416 lm - 2700K/CRI>90 / LED RGB 2x7,4W



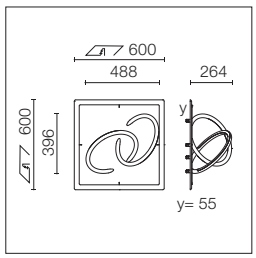

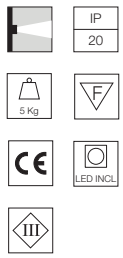

Halb-Einbauleuchte für die Wand- oder Deckenmontage. Erhältlich in den Versionen LED weiß oder RGB. Betriebs- und Steuergeräte nicht eingeschlossen.

LED-Module inbegriffen. Für Stromversorgung und Dimmer-Interface siehe LED-Treiber.

Soft technology semi-recessed luminaire for ceiling or wall mounting. Available in white LED or RGB versions. Control gear not included.

LED modules included. For power supply and dimming interface see LED drivers.

LED White
- SA.5021.5A120
- SA.5021.5A180

LED RGB
- SA.5021.6A120
- SA.5021.6A180

Wall Piercing 4X Designed By Ron Gilad

Light Source: LED White 4x6,4W - 4x416 lm - 2700K/CRI>90 / LED RGB 4x7,4W



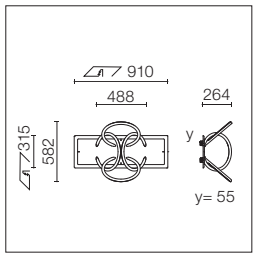

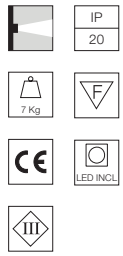

Halb-Einbauleuchte für die Wand- oder Deckenmontage. Erhältlich in den Versionen LED weiß oder RGB. Betriebs- und Steuergeräte nicht eingeschlossen.

LED-Module inbegriffen. Für Stromversorgung und Dimmer-Interface siehe LED-Treiber.

Soft technology semi-recessed luminaire for ceiling or wall mounting. Available in white LED or RGB versions. Control gear not included.

LED modules included. For power supply and dimming interface see LED drivers.

LED White
SA.5022.5A120
SA.5022.5A180

LED RGB
SA.5022.6A120
SA.5022.6A180

Wall Piercing 2X Line Designed By Ron Gilad

Light Source: LED White 2x6,4W - 2x416 lm - 2700K/CRI>90 / LED RGB 2x7,4W



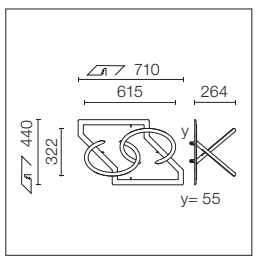

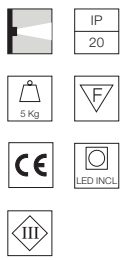

Halb-Einbauleuchte für die Wand- oder Deckenmontage. Erhältlich in den Versionen LED weiß oder RGB. Betriebs- und Steuergeräte nicht eingeschlossen.

LED-Module inbegriffen. Für Stromversorgung und Dimmer-Interface siehe LED-Treiber.
.

Soft technology semi-recessed luminaire for ceiling or wall mounting. Available in white LED or RGB versions. Control gear not included.

LED modules included. For power supply and dimming interface see LED drivers.

LED White
SA.5023.5A120
SA.5023.5A180

LED RGB
SA.5023.6A120
SA.5023.6A180

Non Dimmable

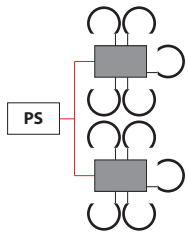

Verkabelung
Wiring

5 poliger Verteiler für einfache Verbindung mit Zuführungskabel. Es können bis zu 5 Wandhalterungen angeschlossen werden. Elektronische Stromversorgung nicht inbegriffen.

5 male pole distributor for easy connection with feed cable.
It's able to connect up to 5 Wall Piercings. Electronic power supply not included.

White

06.1003.00

Dimmable 1-10V

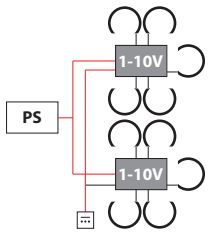

Dimmbare Interfaces
Dimmable Interface

1-10V-Interface. 5 poliger Verteiler für einfache Verbindung integriert. Es können bis zu 5 Wandhalterungen angeschlossen werden. Elektronische Stromversorgung nicht inbegriffen.

1-10V interface. 5 pole distributor for easy connection integrated.
It's able to connect up to 5 Wall Piercings. Electronic power supply not included.

White

06.1011.00

1-10V

Dimmbare Interfaces
Dimmable Interfaces

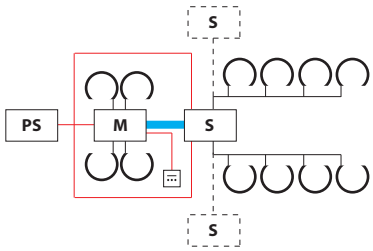

DALI Master-Interface mit 5 poligem Verteiler für einfache Verbindung integriert. Es können bis zu 5 Wandhalterungen gesteuert werden. Falls die Installation mehr Wandhalterungen umfasst, muss das Signal mit Slave-Interfaces erweitert werden. Elektronische Stromversorgung nicht inbegriffen.

DALI Master interface with 5 pole distributor for easy connection integrated. It's able to control up to 5 Wall Piercing. If more Wall Piercings are in the same installation it's necessary to expand the signal with Slave interfaces. Electronic power supply not included.

White

06.1019.00

M

RGB

06.1012.00

M

DMX Master-Interface mit 5 poligem Verteiler für einfache Verbindung integriert 06.1005.00. Es können bis zu 5 Wandhalterungen gesteuert werden. Falls die Installation mehr Wandhalterungen umfasst, muss das Signal mit Slave-Interfaces erweitert werden. Elektronische Stromversorgung nicht inbegriffen.

DMX Master interface with 5 pole distributor for easy connection integrated. It's able to control up to 5 wall piercing. If more Wall Piercings are in the same installation it's necessary to expand the signal with Slave interfaces. Electronic power supply not included.

06.1005.00

M

Vom Installateur zur Verfügung gestellt / Installer provides

Dimmbare Interfaces **Dimmable Interfaces**	**White**	**RGB**
Radiofrequenz (RF) RGB Master-Interface mit einem 5 poligen Verteiler für einfache Verbindung integriert. Wand-Transmitter für integrierte Farbänderung. Es können bis zu 5 Wandhalterungen gesteuert werden. Falls die Installation mehr Wandhalterungen umfasst, muss das Signal mit Slave-Interfaces erweitert werden.Elektronische Stromversorgung nicht inbegriffen. Radio Frequency (RF) RGB Master interface with 5 pole distributor for easy connection integrated. Wall transmitter to make color changing integrated. It's able to control up to 5 Wall Piercings. If more Wall Piercings are in the same installation it's necessary to expand the signal with Slave interfaces. Electronic power supply not included.		06.1013.00 M
Slave-Interface, um das DALI/DMX/RF-Signal mit zwei 5 poligen Verteilern für einfache Verbindung zu erweitern. Kann das Master-Signal auf 10 Wandhalterungen erweitern. Falls die Installation mehr Wandhalterungen umfasst, muss das Signal mit zusätzlichen Slave-Interfaces erweitert werden. Elektronische Stromversorgung nicht inbegriffen. Slave interface to expand the DALI/DMX/RF signal with two 5 pole distributors for easy connection.It's able to expand the Master signal in 10 Wall Piercings. If more Wall Piercings are in the same installation it's necessary to expand the signal with more Slave interfaces. Electronic power supply not included.	06.1020.00 S	06.1014.00 S
2-Meter-Verlängerungskabel für LED-Module mit einfache Verbindung. Können verbunden werden, um die Länge zu vergrößern. Max. 20 Meter. 2 meters prolongation cable for LED modules with fast connection. Can be connected with each other to greater length. 20 meters max.	08.8297.00	08.8298.00

Stromversorgung / Power Suply

Montage in Zwischendecke **Installation in False Ceiling**	PS
Elektronische 25W / Electronic 25W Stromversorgung / Power supply LED. 25W – 24V. 100-240V, 50-60Hz.	60.8703
Elektronische 60W / Electronic 60W Stromversorgung / Power supply LED. 60W – 24V. 100-240V, 50-60Hz.	60.9089
Elektronische 120W / Electronic 120W Stromversorgung / APower supply LED. 120W – 24V. 100-240V, 50-60Hz.	60.9407

Ferninstallation im Verteilerkasten **Remote Installation Electrical Panel**	PS
Elektronische 240W / Electronic 240W Stromversorgung / Power supply LED. 240W – 24V. 100-240V, 50-60Hz.	60.8268

Installationstabellen
Installation Guidelines

		White/RGB				
		20W	**60W**	**100W**	**150W**	**240W**
Wall Piercing		**2**	**8**	**13**	**20**	**32**
Kabel-abschnitt (vom installateur zur verfügung gestellt) Cable section (installer provides)		**0,5mm²**	**0,5mm²**	**0,75mm²**	**0,75mm²**	**1mm²**
Max abstand Max distance	PS–M/S	**5m**	**10m**	**15m**	**30m**	**50m**
Max abstand Max distance	M–S	**20m**				
Max abstand Max distance	M/S–⬭⬭⬭⬭⬭	**20m**				

Soft Spun Halogen Small Designed By Sebastian Wrong

Light Source: QT-DE-12 1xR7s - max 120W



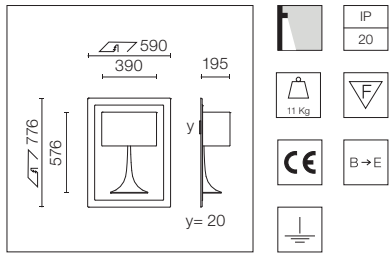

Einbauleuchte für Halogenlampe mit direktem Netzanschluss.

Aus dem katalog von Flos Home Collection.

Recessed luminaire for halogen lamp, direct connection to mains.

From our Flos Home Collection catalogue.

SA.5005.1

Soft Spun Halogen Large Designed By Sebastian Wrong

Light Source: QT-DE-12 1xR7s - 160W (diffuser) / LED White 1,4W - 80 lm - 2700K/CRI>90 (base)



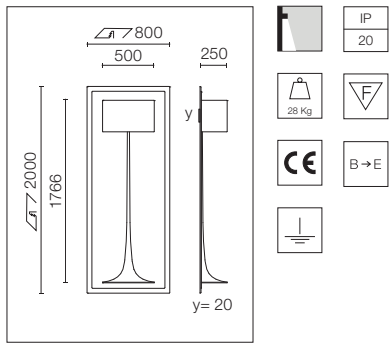

Einbauleuchte für Halogenlampe mit direktem Netzanschluss. Elektronischer LED-Treiber 220 - 240 V / 50 - 60 Hz integriert.

Aus dem katalog von Flos Home Collection.

Recessed luminaire for halogen lamp, direct connection to mains. Electronic LED driver 220-240V / 50-60Hz integrated.

From our Flos Home Collection catalogue.

SA.5009.1

Soft Spun Fluorescent Small Designed By Sebastian Wrong

Light Source: TC-L 2x2G11 - 18W



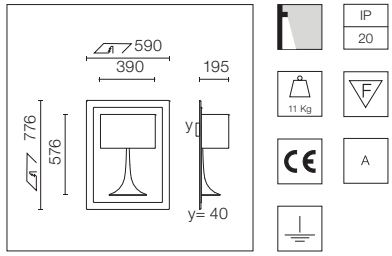

Einbauleuchte für Leuchtstofflampe. Vorschaltgeräte 220/240V ohne Dimmer eingeschlossen.

Aus dem katalog von Flos Home Collection.

Recessed luminaire for fluorescent lamp Non-dimmable 220/240V ballasts included.

From our Flos Home Collection catalogue.

SA.5004.1

Soft Spun Fluorescent Large Designed By Sebastian Wrong

Light Source: TC-L 2x2G11 - 24W (diffuser) / LED White 1,4W - 80 lm - 2700K/CRI>90 (base)



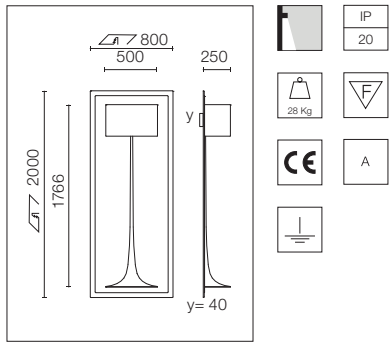

Einbauleuchte für Leuchtstofflampe. Vorschaltgeräte 220/240V ohne Dimmer eingeschlossen.

Aus dem katalog von Flos Home Collection.

Recessed luminaire for fluorescent lamp Non-dimmable 220/240V ballasts included.

From our Flos Home Collection catalogue.

SA.5008.1

Soft Spun LED Small Designed By Sebastian Wrong

Light Source: LED White 35W - 1800 lm - 3000K/CRI 90



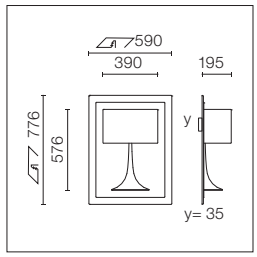

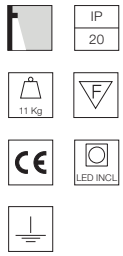

Einbauleuchte für LED-Lampe. Netzteil 220/240V ohne Dimmer eingeschlossen.

Aus dem katalog von Flos Home Collection.

Recessed luminaire for LED lamp. Non-dimmable 220/240V power supply included.

From our Flos Home Collection catalogue.

SA.5006.1D

Soft Spun LED Large Designed By Sebastian Wrong

Light Source: LED White 35W - 1800 lm - 3000K/CRI 90 (diffuser) / LED White 1,4W - 80 lm - 2700K/CRI>90 (base)



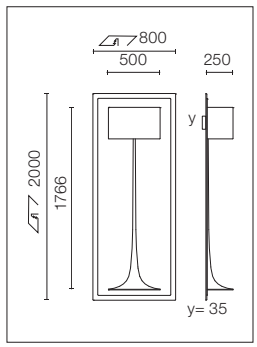

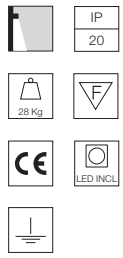

Einbauleuchte für LED-Lampe. Netzteil 220/240V ohne Dimmer eingeschlossen.

Aus dem katalog von Flos Home Collection.

Recessed luminaire for LED lamp. Non-dimmable 220/240V power supply included.

From our Flos Home Collection catalogue.

SA.5007.1D

Abajourd'hui Small Designed By Flos Soft Architecture

Light Source: QT-32 E27 - max 75W



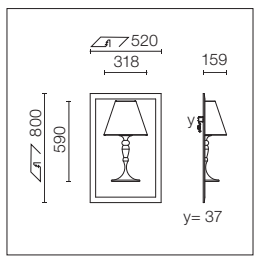

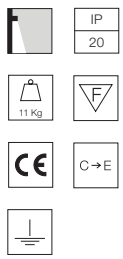

Einbauleuchte mit direktem Netzanschluss.

Aus dem katalog von Flos Home Collection.

Recessed luminaire with direct connection to mains.

From our Flos Home Collection catalogue.

SA.5001.1

Abajourd'hui Large Designed By Flos Soft Architecture

Light Source: QT-32 E27 - max 150W



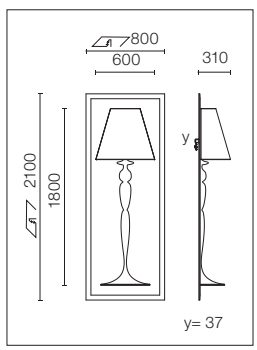

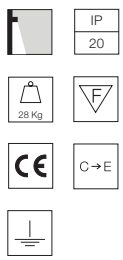

Einbauleuchte mit direktem Netzanschluss.

Aus dem katalog von Flos Home Collection.

Recessed luminaire with direct connection to mains.

From our Flos Home Collection catalogue.

SA.5000.1

Usl 100 Pluto Designed By Frank Wellens And Lynsey Leysen

Light Source: T5 FH 6xG5 - 14W - 7200 lm / T5 FQ 6xG5 - 24W - 10500 lm / Cold Cathode 90W - 3x30W - 7776 lm - 3000K
LED White 45,5W - 13x3,5W - 2958 lm - 3000K/CRI 85 / LED RGB 22,75W - 13x1,75W - 1001 lm - RGB



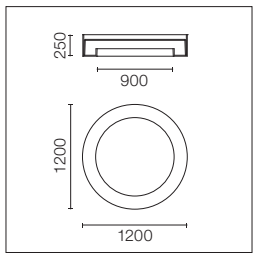

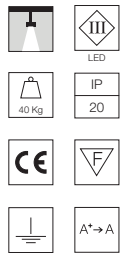

Deckeneinbau-System für direkte Beleuchtung. Direkte Beleuchtung mit Leuchtstofflampen, Kaltkathode oder LED. Betriebsgeräte bei den LED-Versionen nicht eingeschlossen. Aufhängekabel länge 4 meter.

Siehe LED-Steuergeräte.

Direct ceiling-mounted lighting system. Direct lighting with fluorescent, cold cathode or LED lamps. Control gear not included in LED versions. Suspension cable length 4 meters.

See LED drivers.

T5 FH
Non Dimmable
SA.4004.4.100

T5 FQ
Non Dimmable
SA.4004.4.200

Cold Cathode
SA.4004.4.300

LED White
SA.4004.5C110

LED RGB
SA.4004.6A100

Usl 200 Pluto Designed By Frank Wellens And Lynsey Leysen

Light Source: T5 FH 7xG5 - 21W - 13300 lm / T5 FQ 7xG5 - 39W - 21700 lm / Cold Cathode 161W - 4x40W - 13824 lm - 3000K
LED White 84W - 12x7W - 5460 lm - 3000K/CRI 85 / LED RGB 42W - 12x3,5W - 1848 lm - RGB



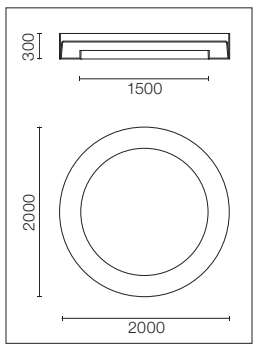



Deckeneinbau-System für direkte Beleuchtung. Direkte Beleuchtung mit Leuchtstofflampen, Kaltkathode oder LED. Betriebsgeräte bei den LED-Versionen nicht eingeschlossen. Aufhängekabel länge 4 meter.

Siehe LED-Steuergeräte.

Direct ceiling-mounted lighting system. Direct lighting with fluorescent, cold cathode or LED lamps. Control gear not included in LED versions. Suspension cable length 4 meters.

See LED drivers.

T5 FH
Non Dimmable
SA.4005.4.100
Dimmable 1-10V
SA.4005.4.11V
Dimmable DSI-Dali
SA.4005.4.1DA

T5 FQ
Non Dimmable
SA.4005.4.200
Dimmable 1-10V
SA.4005.4.21V
Dimmable DSI-Dali
SA.4005.4.2DA

Cold Cathode
SA.4005.4.300

LED White
SA.4005.5C110

LED RGB
SA.4005.6A100

Non Dimmable

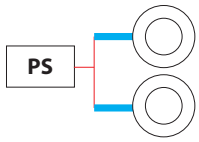

Verkabelung
Wiring

500-mm-Zuführungskabel für weiße LED-Module mit Schnellverbindung. Erforderlich sind jeweils einer pro USL 100 und zwei pro USL 200.Elektronische Stromversorgung nicht inbegriffen.

500mm feed cable for white LED modules with fast connection. Necessary one for each USL 100 and two for each USL 200. Electronic power supply not included.

White

06.1016.00

Dimmable 1-10V

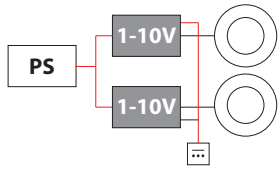

Dimmbare Interfaces
Dimmable Interface

1-10V-Interface. 5 poliger Verteiler für einfache Verbindung integriert.
Einer pro USL erforderlich. Elektronische Stromversorgung nicht inbegriffen.

1-10V interface. 5 pole distributor for easy connection integrated.
Necessary one for each USL. Electronic power supply not included.

White

06.1022.00

1-10V

Dimmbare Interfaces
Dimmable Interfaces

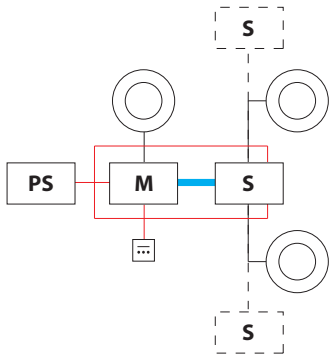

DALI Master-Interface mit einem 5 poligen Verteiler und einem 500-mm- Zuführungkabel für einfache Verbindung. Kann ein USL-Modul steuern. Falls die Installation mehrere USL-Module umfasst, muss das Signal mit Slave-Interfaces erweitert werden. Elektronische Stromversorgung nicht inbegriffen.

DALI Master interface with one 5 pole distributor and one 500mm feed cable for easy connection.
It's able to control one USL. If more USLs are in the same installation it's necessary to expand the signal with Slave interfaces. Electronic power supply not included.

White

06.1019.00

M

RGB

06.1012.00

M

DMX Master-Interface mit einem 5 poligen Verteiler und einem 500-mm-Zuführungkabel für einfache Verbindung. Kann ein USL-Modul steuern. Falls die Installation mehrere USL-Module umfasst, muss das Signal mit Slave-Interfaces erweitert werden. Elektronische Stromversorgung nicht inbegriffen.

DMX Master interface with one 5 pole distributor and one 500mm feed cable for easy connection.
It's able to control one USL. If more USLs are in the same installation it's necessary to expand the signal with Slave interfaces. Electronic power supply not included.

06.1005.00

M

Radiofrequenz (RF) RGB Master-Interface mit einem 5 poligen Verteiler und einem 500-mm-Zuführungskabel für einfache Verbindung. Wand-Transmitter für integrierte Farbänderung. Kann ein USL-Modul steuern. Falls die Installation mehrere USL-Module umfasst, muss das Signal mit Slave-Interfaces erweitert werden. Elektronische Stromversorgung nicht inbegriffen.

Radio Frequency (RF) RGB Master interface with one 5 pole distributor and one 500mm feed cable for easy connection. Wall transmitter to make color changing integrated. It's able to control one USL. If more USLs are in the same installation it's necessary to expand the signal with Slave interfaces. Electronic power supply not included.

06.1013.00

M

LED DRIVERS

For: USL 100 Pluto, USL 200 Pluto

Dimmbare Interfaces **Dimmable Interfaces**	**White**	**RGB**
Slave-Interface, um das DALI/DMX/RF-Signal mit zwei 5 poiligen Verteilern und zwei 500-mm-Zuführungskabeln für einfache Verbindung zu erweitern. Kann das Master-Signal auf zwei USL-Module erweitern. Falls die Installation mehrere USL-Module umfasst, muss das Signal mit zusätzlichen Slace-Interfaces erweitert werden. Elektronische Stromversorgung nicht inbegriffen. Slave interface to expand the DALI/DMX/RF signal with two 5 pole distributors and two 500mm feed cables for easy connection.It's able to expand the Master signal in two USL. If more USLs are in the same installation it's necessary to expand the signal with more Slave interfaces. Electronic power supply not included.	06.1020.00 S	06.1014.00 S
2-Meter-Verlängerungskabel für LED-Module mit einfache Verbindung. Können verbunden werden, um die Länge zu vergrößern. Max. 20 Meter. 2 meters prolongation cable for LED modules with fast connection. Can be connected with each other to greater length. 20 meters max.	08.8297.00	08.8298.00

Stromversorgung / Power Suply

Montage in Zwischendecke **Installation in False Ceiling**	**PS**
Elektronische 25W / Electronic 25W Stromversorgung / Power supply LED. 25W – 24V. 100-240V, 50-60Hz.	60.8703
Elektronische 60W / Electronic 60W Stromversorgung / Power supply LED. 60W – 24V. 100-240V, 50-60Hz.	60.9089
Elektronische 120W / Electronic 120W Stromversorgung / Power supply LED. 120W – 24V. 100-240V, 50-60Hz.	60.9407

Ferninstallation im Verteilerkasten **Remote Installation Electrical Panel**	**PS**
Elektronische 240W / Electronic 240W Stromversorgung / Power supply LED. 240W – 24V. 100-240V, 50-60Hz.	60.8268

Installationstabellen / Installation Guidelines

		White					**RGB**				
		20W	**60W**	**100W**	**150W**	**240W**	**20W**	**60W**	**100W**	**150W**	**240W**
USL 100 Pluto		-	1	2	3	5	-	2	4	6	10
USL 200 Pluto		-	-	1	1	2	-	1	2	3	5
Kabel-abschnitt (vom installateur zur verfügung gestellt) Cable section (installer provides)		0,5mm²	0,5mm²	0,75mm²	0,75mm²	1mm²	0,5mm²	0,5mm²	0,75mm²	0,75mm²	1mm²
Max abstand Max distance	PS–M/S	5m	10m	15m	30m	50m	5m	10m	15m	30m	50m
Max abstand Max distance	M–S	20m					20m				
Max abstand Max distance	M/S–○○○○○○	20m					20m				
Max Leistung der led module bei anschluss an Max power LED connected for output	M	45W					45W				
Max Leistung der led module bei anschluss an Max power LED connected for output	S	45W					45W				

Uso Boob

USO Boob 600 1L



USO Boob 600 for Modular Ceiling



USO Boob 600 2L



USO Boob 100 1L



USL Out

USL 6031



USL 6031 Recessed



USL 6060 for Modular Ceiling



USL 900 Disk

USL 900 Disk On



USO Boob 600 1L Designed By Flos Soft Architecture



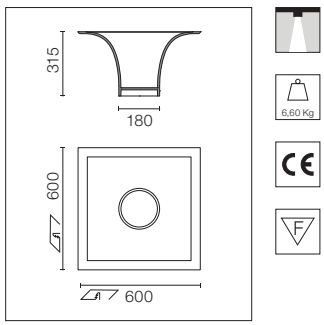

Architektonische Anwendung mit Soft Technologie. Ermöglicht die perfekte Integration der Flos architectural Produkte.
Zur persönlichen konfiguration können sie lichtquellen in die struktur einfügen. Fragen sie das verkaufsteam von Flos architectural.

Soft technology architectonic application that permits perfect integration of the Flos architectural products.
For personal configuration, you can add light points in the structure. Ask Flos architectural sales team.

Referenzen enthalten keine produkte von Flos architectural.

References do not include Flos architectural products.

SA.1014.3.001
SA.1014.3.002
SA.1014.3.003
SA.1014.3.004
SA.1014.3.006
SA.1014.3.009
SA.1014.3.014
SA.1014.3.015
SA.1014.3.025
SA.1014.3.026
SA.1014.3.027

Empfohlene Produkte von Flos architectural / Flos architectural Recommended Products

Light Sniper	Easy Kap Ø105	Wan Downlight	Wan Spot	Pure Downlight 1 NT*	Compass Ø162	Kap Ø145*	Pure Downlight 1 T	Decofix 1L Round
								
SA.1014.3.001	SA.1014.3.002	SA.1014.3.003	SA.1014.3.004	SA.1014.3.006	SA.1014.3.009	SA.1014.3.014	SA.1014.3.015	SA.1014.3.025

Light Soldier Fixed	Light Soldier Adjustable
	
SA.1014.3.026	SA.1014.3.027

* No Trim Rahmen eingeschlossen / Frame No Trim included

No Trim Rahmen nicht inbegriffen. Muss separat bestellt werden / No Trim Frame excluded. To be ordered separately

USO Boob 600 For Modular Ceiling Designed By Flos Soft Architecture



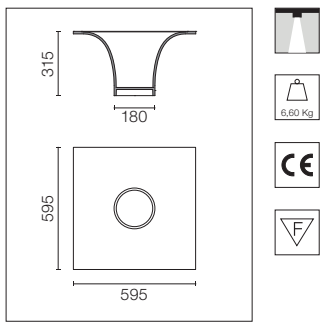

Architektonische Anwendung mit Soft Technologie. Ermöglicht die perfekte Integration der Flos architectural Produkte.
Zur persönlichen konfiguration können sie lichtquellen in die struktur einfügen. Fragen sie das verkaufsteam von Flos architectural.

Soft technology architectonic application that permits perfect integration of the Flos architectural products.
For personal configuration, you can add light points in the structure. Ask Flos architectural sales team.

Referenzen enthalten keine produkte von Flos architectural.

References do not include Flos architectural products.

SA.1019.3.001
SA.1019.3.002
SA.1019.3.003
SA.1019.3.004
SA.1019.3.006
SA.1019.3.009
SA.1019.3.014
SA.1019.3.015
SA.1019.3.025
SA.1019.3.026
SA.1019.3.027

Empfohlene Produkte von Flos architectural / Flos architectural Recommended Products

Light Sniper	Easy Kap Ø105	Wan Downlight	Wan Spot	Pure Downlight 1 NT*	Compass Ø162	Kap Ø145*	Pure Downlight 1 T	Decofix 1L Round
								
SA.1019.3.001	SA.1019.3.002	SA.1019.3.003	SA.1019.3.004	SA.1019.3.006	SA.1019.3.009	SA.1019.3.014	SA.1019.3.015	SA.1019.3.025

Light Soldier Fixed	Light Soldier Adjustable
	
SA.1019.3.026	SA.1019.3.027

* No Trim Rahmen eingeschlossen / Frame No Trim included

No Trim Rahmen nicht inbegriffen. Muss separat bestellt werden / No Trim Frame excluded. To be ordered separately

USO Boob 600 2L Designed By Flos Soft Architecture



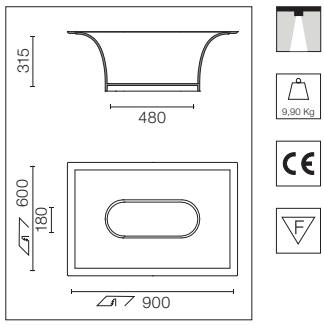

Architektonische Anwendung mit Soft Technologie. Ermöglicht die perfekte Integration der Flos architectural Produkte.
Zur persönlichen konfiguration können sie lichtquellen in die struktur einfügen. Fragen sie das verkaufsteam von Flos architectural.

Soft technology architectonic application that permits perfect integration of the Flos architectural products.
For personal configuration, you can add light points in the structure.
Ask Flos architectural sales team.

Referenzen enthalten keine produkte von Flos architectural.

References do not include Flos architectural products.

SA.1015.3.001
SA.1015.3.002
SA.1015.3.003
SA.1015.3.004
SA.1015.3.006
SA.1015.3.009

SA.1015.3.014
SA.1015.3.015
SA.1015.3.016
SA.1015.3.025
SA.1015.3.026
SA.1015.3.027

Empfohlene Produkte von Flos architectural / Flos architectural Recommended Products

Light Sniper	Easy Kap Ø105	Wan Downlight	Wan Spot	Pure Downlight 1 NT*	Compass Ø162	Kap Ø145*	Pure Downlight 1 T	Kap Ø105*
								
SA.1015.3.001	SA.1015.3.002	SA.1015.3.003	SA.1015.3.004	SA.1015.3.006	SA.1015.3.009	SA.1015.3.014	SA.1015.3.015	SA.1015.3.016

Decofix 1L Round	Light Soldier Fixed	Light Soldier Adjustable
		
SA.1015.3.025	SA.1015.3.026	SA.1015.3.027

* No Trim Rahmen eingeschlossen / Frame No Trim included

No Trim Rahmen nicht inbegriffen. Muss separat bestellt werden /
No Trim Frame excluded. To be ordered separately

Uso Boob 100 1L Designed By Flos Soft Architecture

Light Source: QR-CBC-51 1xGU5.3 - max 50W



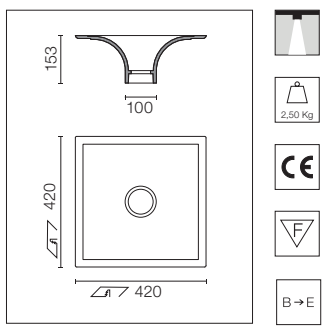

Einbauleuchte für 12V Halogenlampe. Transformator mit Fernbedienung nicht eingeschlossen: elektronischer Transformator 12V. 220/240V, 50/60Hz mit trailing edge Dimmer.

Recessed luminaire for 12V halogen lamp. Remote transformer not included: electronic transformer 12V. 220/240V, 50/60Hz. Adjustable by means of “leading and trailing edge”.

SA.1012.3.019

Elektrisch / Electrical
50/70W
60.9398
105W
60.9424

USL 6031 Designed By Flos Soft Architecture



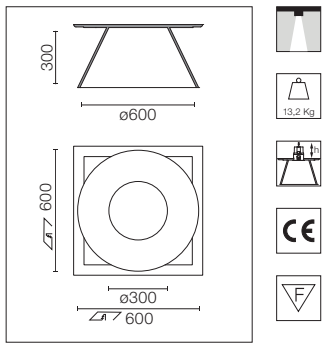

Architektonische Anwendung mit Soft Technologie. Ermöglicht die perfekte Integration der Flos architectural Produkte.
Zur persönlichen konfiguration können sie lichtquellen in die struktur einfügen. Fragen sie das verkaufsteam von Flos architectural.

Soft technology architectonic application that permits perfect integration of the Flos architectural products.
For personal configuration, you can add light points in the structure.
Ask Flos architectural sales team.

Referenzen enthalten keine produkte von Flos architectural.

References do not include Flos architectural products.

SA.4008.3.001
SA.4008.3.002
SA.4008.3.003
SA.4008.3.004
SA.4008.3.009

SA.4008.3.015
SA.4008.3.017
SA.4008.3.025
SA.4008.3.026
SA.4008.3.027

Empfohlene Produkte von Flos architectural / Flos architectural Recommended Products

Light Sniper	Easy Kap Ø105	Wan Downlight	Wan Spot	Compass Ø162	Pure Downlight 1 T	Kap Ø145 165mm Hole	Decofix 1L Round	Light Soldier Fixed
								
SA.4008.3.001 h=165	SA.4008.3.002 h=187	SA.4008.3.003 h=111	SA.4008.3.004 h=50	SA.4008.3.009 h=220	SA.4008.3.015 h=135	SA.4008.3.017 h=230	SA.4008.3.025 h=126	SA.4008.3.026 h=72

Light Soldier Adjustable

SA.4008.3.027 h=72

USL 6031 Recessed Designed By Flos Soft Architecture



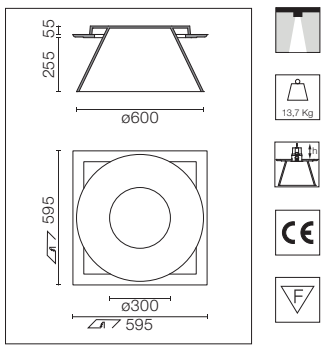

Architektonische Anwendung mit Soft Technologie. Ermöglicht die perfekte Integration der Flos architectural Produkte.
Zur persönlichen konfiguration können sie lichtquellen in die struktur einfügen. Fragen sie das verkaufsteam von Flos architectural.

Soft technology architectonic application that permits perfect integration of the Flos architectural products.
For personal configuration, you can add light points in the structure.
Ask Flos architectural sales team.

Referenzen enthalten keine produkte von Flos architectural.

References do not include Flos architectural products.

SA.4010.3.001
SA.4010.3.002
SA.4010.3.003
SA.4010.3.004
SA.4010.3.009

SA.4010.3.015
SA.4010.3.017
SA.4010.3.025
SA.4010.3.026
SA.4010.3.027

Empfohlene Produkte von Flos architectural / Flos architectural Recommended Products

Light Sniper	Easy Kap Ø105	Wan Downlight	Wan Spot	Compass Ø162	Pure Downlight 1 T	Kap Ø145 165mm Hole	Decofix 1L Round	Light Soldier Fixed
								
SA.4010.3.001 h=220	SA.4010.3.002 h=242	SA.4010.3.003 h=166	SA.4010.3.004 h=105	SA.4010.3.009 h=275	SA.4010.3.015 h=190	SA.4010.3.017 h=285	SA.4010.3.025 h=181	SA.4010.3.026 h=127

Light Soldier Adjustable

SA.4010.3.027 h=127

USL 6060 for Modular Ceiling Designed By Flos Soft Architecture



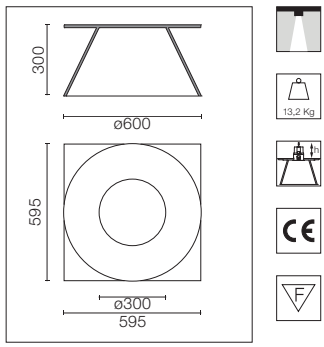

Architektonische Anwendung mit Soft Technologie. Ermöglicht die perfekte Integration der Flos architectural Produkte.
Zur persönlichen konfiguration können sie lichtquellen in die struktur einfügen. Fragen sie das verkaufsteam von Flos architectural.

Referenzen enthalten keine produkte von Flos architectural.

Soft technology architectonic application that permits perfect integration of the Flos architectural products.
For personal configuration, you can add light points in the structure. Ask Flos architectural sales team.

References do not include Flos architectural products.

SA.4009.3.001
SA.4009.3.002
SA.4009.3.003
SA.4009.3.004
SA.4009.3.009
SA.4009.3.015
SA.4009.3.017
SA.4009.3.025
SA.4009.3.026
SA.4009.3.027

Empfohlene Produkte von Flos architectural / Flos architectural Recommended Products

Light Sniper	Easy Kap Ø105	Wan Downlight	Wan Spot	Compass Ø162	Pure Downlight 1 T	Kap Ø145 165mm Hole	Decofix 1L Round	Light Soldier Fixed
								
SA.4009.3.001 h=165	SA.4009.3.002 h=187	SA.4009.3.003 h=111	SA.4009.3.004 h=50	SA.4009.3.009 h=220	SA.4009.3.015 h=135	SA.4009.3.017 h=230	SA.4009.3.025 h=126	SA.4009.3.026 h=72

Light Soldier Adjustable

SA.4009.3.027 h=72

USL 900 Disk On Designed By Flos Soft Architecture

Light Source: T5 FH 13xG5 - 14W (6 Internal + 7 External) Internal: 7200 lm + 8400 lm
T5 FQ 13xG5 - 24W (6 Internal + 7 External) Internal: 10500 lm + 12250 lm
Cold Cathode: Internal: 90W (3x30W) + External: 120W (4x30W) - Internal: 7776 lm + 10367 lm - 3000K/CRI 85
LED White: Internal: 45,5W (13x3,5W) + External: 63W (18x3,5W) - Internal: 3408 lm - External: 4095 lm - 3000K/CRI 85
LED RGB: Internal: 22,75W (13x1,75W) + External: 31,5W (18x1,75W) Internal: 1001 lm - External: 1386 lm RGB



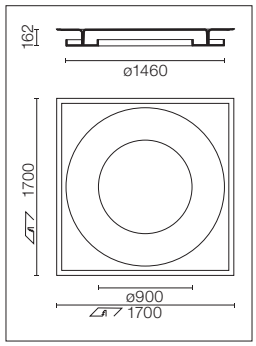

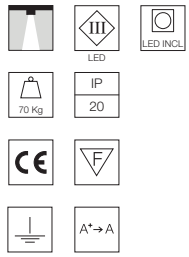

Halb-Einbauleuchte für die Wand- oder Deckenmontage. Direkte Beleuchtung mit Leuchtstofflampen, Kaltkathode oder LED. Betriebsgeräte bei den LED-Versionen nicht eingeschlossen. Siehe LED-Steuergeräte.

* LED-Versionen sind nur für Installationen an der Decke erhältlich. Fragen Sie in der Technikabteilung von Flos nach Wandinstallationen.

Soft technology semi-recessed luminaire for ceiling or wall mounting. Direct lighting with fluorescent, cold cathode or LED lamps. Control gear not included in LED versions. See LED drivers.

* LED versions only available for ceiling installation. Ask Flos technical dep. for wall installation.

T5 FH
Non Dimmable
SA.4006.4.100

T5 FQ
Non Dimmable
SA.4006.4.200
*LED White
SA.4006.5C110
Cold Cathode
SA.4006.4.300
*LED RGB
SA.4006.6B100

LED DRIVERS

For USL 900 Disk On

Non Dimmable

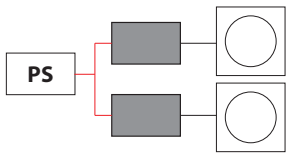

Verkabelung
Wiring

500-mm-Zuführungskabel für weiße LED-Module mit Schnellverbindung. 2 Kabel pro USL 900 Disk On-Modul erforderlich. Elektronische Stromversorgung nicht inbegriffen.

5 male pole distributor for easy connection with feed cable. Necessary 2 for each USL 900 Disk On. Electronic power supply not included.

White

06.1003.00

Dimmable 1-10V

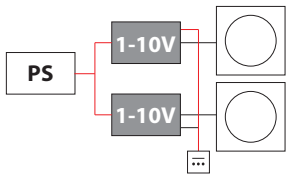

Dimmbare Interfaces
Dimmable Interface

Dimmbares 1-10V-Interface mit 500-mm-Zuführungskabel für weiße LED-Module mit Schnellverbindung. Eins pro USL 900 Disk On-Modul erforderlich. Elektronische Stromversorgung nicht inbegriffen.

1-10V interface. 5 pole distributor for easy connection integrated.
Necessary one for each USL 900 Disk On. Electronic power supply not included.

White

06.1022.00

1-10V

Dimmbare Interfaces
Dimmable Interfaces

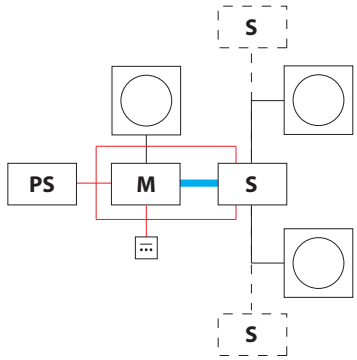

DALI Master-Interface mit einem 5 poligen Verteiler und einem 500-mm- Zuführungkabel für einfache Verbindung. Kann ein USL 900 Disk On-Modul steuern. Falls die Installation mehrere USL-Module umfasst, muss das Signal mit Slave-Interfaces erweitert werden. Elektronische Stromversorgung nicht inbegriffen.

DALI Master interface with one 5 pole distributor and one 500mm feed cable for easy connection. It's able to control one USL 900 Disk On. If more USLs are in the same installation it's necessary to expand the signal with Slave interfaces. Electronic power supply not included.

White

06.1019.00

M

RGB

06.1012.00

M

DMX Master-Interface mit einem 5 poligen Verteiler und einem 500 mm Zuführungkabel für einfache Verbindung. Kann ein USL 900 Disk On-Modul steuern. Falls die Installation mehrere USL-Module umfasst, muss das Signal mit Slave-Interfaces erweitert werden. Elektronische Stromversorgung nicht inbegriffen.

DMX Master interface with one 5 pole distributor and one 500 mm feed cable for easy connection. It's able to control one USL 900 Disk On. If more USLs are in the same installation it's necessary to expand the signal with Slave interfaces. Electronic power supply not included.

06.1005.00

M

Radiofrequenz (RF) RGB Master-Interface mit einem 5 poligen Verteiler und einem 500 mm Zuführungskabel für einfache Verbindung. Wand-Transmitter für integrierte Farbänderung. Kann ein USL 900 Disk On-Modul steuern. Falls die Installation mehrere USL-Module umfasst, muss das Signal mit Slave-Interfaces erweitert werden. Elektronische Stromversorgung nicht inbegriffen.

Radio Frequency (RF) RGB Master interface with one 5 pole distributor and one 500 mm feed cable for easy connection. Wall transmitter to make color changing integrated. It's able to control one USL 900 Disk On. If more USLs are in the same installation it's necessary to expand the signal with Slave interfaces. Electronic power supply not included.

06.1013.00

M

LED DRIVERS

For USL 900 Disk On

Dimmbare Interfaces **Dimmable Interfaces**	**White**	**RGB**
Slave-Interface, um das DALI/DMX/RF-Signal mit zwei 5 poiligen Verteilern und zwei 500 mm Zuführungskabeln für einfache Verbindung zu erweitern. Kann das Master-Signal auf zwei USL 900 Disk On-Module erweitern. Falls die Installation mehrere USL-Module umfasst, muss das Signal mit zusätzlichen Slace-Interfaceserweitert werden. Elektronische Stromversorgung nicht inbegriffen. Slave interface to expand the DALI/DMX/RF signal with two 5 pole distributors and two 500 mm feed cables for easy connection. It's able to expand the Master signal in two USL 900 Disk On. If more USLs are in the same installation it's necessary to expand the signal with more Slave interfaces. Electronic power supply not included.	06.1020.00 S	06.1014.00 S
2-Meter-Verlängerungskabel für LED-Module mit einfache Verbindung. Können verbunden werden, um die Länge zu vergrößern. Max. 20 Meter. 2 meters prolongation cable for LED modules with fast connection. Can be connected with each other to greater length. 20 meters max.	08.8297.00	08.8298.00

Stromversorgung / Power Suply

Montage in Zwischendecke **Installation in False Ceiling**	PS
Elektronische 25W / Electronic 25W Stromversorgung / Power supply LED. 25W – 24V. 100-240V, 50-60Hz.	60.8703
Elektronische 60W / Electronic 60W Stromversorgung / Power supply LED. 60W – 24V. 100-240V, 50-60Hz.	60.9089
Elektronische 120W / Electronic 120W Stromversorgung / Power supply LED. 120W – 24V. 100-240V, 50-60Hz.	60.9407

Ferninstallation im Verteilerkasten **Remote Installation Electrical Panel**	PS
Elektronische 240W / Electronic 240W Stromversorgung / Power supply LED. 240W – 24V. 100-240V, 50-60Hz.	60.8268

Installationstabellen /Installation Guidelines

		White					RGB				
		20W	60W	100W	150W	240W	20W	60W	100W	150W	240W
USL 900 Disk On		-	-	-	1	2	-	1	2	3	5
Kabel-abschnitt (vom installateur zur verfügung gestellt) Cable section (installer provides)		0,5mm²	0,5mm²	0,75mm²	0,75mm²	1mm²	0,5mm²	0,5mm²	0,75mm²	0,75mm²	1mm²
Max abstand Max distance	PS–M/S	5m	10m	15m	30m	50m	5m	10m	15m	30m	50m
Max abstand Max distance	M–S	20m					20m				
Max abstand Max distance	M/S–○○○○○○	20m					20m				
Max-Power-LED für Ausgang angeschlossen Max power LED connected for output	M	45W					45W				
Max-Power-LED für Ausgang angeschlossen Max power LED connected for output	S	45W					45W				

Apps



G-O In



Teardrop

Small / Medium / Large



USO

USO Kap 105 / 145



USO 332



USO 700



USO 800



USO 1000



USO 1400



USO Cove Lighting

USO 900 Cove Lighting



USO 1700 Cove Lighting



USO 2200 Cove Lighting



USO 2500 Cove Lighting



USO 100 50 Cove Lighting



USO 140 90 Cove Lighting



Round Light

Small / Medium / Large



Square Light

Small / Large



Vertical Light

Small / Large



USB Round

USB Round 1L



USB Round 1L W-W



USB Round 2L



USB Round 2L W-W



USB Square

USB Square 1L



USB Square 1L W-W



USB Square 2L



USB Square 2L W-W



Apps Designed By Jorge Herrera

Light Source: LED Array 4W - 350 lm - 4000K/CRI 80



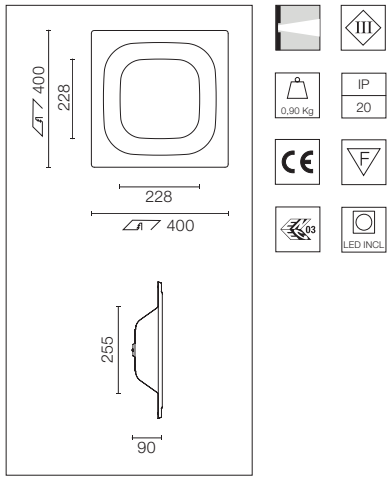

Einbau-Hinweisleuchte für Innenräume. Netzteil nicht eingeschlossen: Konstantstrom-Netzgerät mit 350mA. 220/240V, 50/60Hz.

Recessed sign luminaire for indoor application. Power supply source not included: continuous current power supply of 350mA. 220/240V, 50/60Hz.

90° DIR
- SA.5061.3.076
- SA.5061.3.0OG
- SA.5061.3.0V3

45° DIR
- SA.5062.3.076
- SA.5062.3.0OG
- SA.5062.3.0V3

WC Ladies
- SA.5063.3.076
- SA.5063.3.0OG
- SA.5063.3.0V3

WC Men
- SA.5064.3.076
- SA.5064.3.0OG
- SA.5064.3.0V3

WC
- SA.5065.3.076
- SA.5065.3.0OG
- SA.5065.3.0V3

Bar
- SA.5066.3.076
- SA.5066.3.0OG
- SA.5066.3.0V3

Restaurant
- SA.5067.3.076
- SA.5067.3.0OG
- SA.5067.3.0V3

Elevator
- SA.5068.3.076
- SA.5068.3.0OG
- SA.5068.3.0V3

Info
- SA.5069.3.076
- SA.5069.3.0OG
- SA.5069.3.0V3

Stairs
- SA.5070.3.076
- SA.5070.3.0OG
- SA.5070.3.0V3

Elektrisch / Electrical
60.8402

Signalleuchten
Signs

90° DIR | 45° DIR | WC Ladies | WC Men



WC | Bar | Restaurant | Elevator



Info | Stairs | * Your Custom ID



Perimetrales Licht
Peripheral Lighting Colours

- 76 Weiss / 76 White
- OG Orange / OG Orange
- V3 Violett / V3 Violet



* Für eine persönliche farb- und piktogrammkonfiguration der leuchte bitte mit dem verkaufsteam von Flos architectural in verbindung setzen.
For a personal colour scheme and sign pictogram please ask the Flos architectural sales staff.

GOOD DESIGN

reddot design award
winner 2012

Apps Emergency Designed By Jorge Herrera

Light Source: LED Array 4W - 350 lm - 4000K/CRI 80



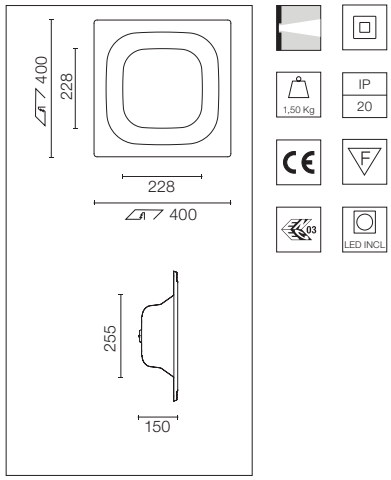

Einbau-Hinweisleuchte für die Notbeleuchtung von Innenräumen. Netzteil und Notbeleuchtungsgerät eingeschlossen. Autonomie 4 Stunden, Lichtstrom 80%.

Recessed emergency sign luminaire for indoor application. Power supply source and emergency gear included. 4-hour autonomy, 80% Flow.

- ☐ **90° DIR** SA.5071.3.076
- ☐ **45° DIR** SA.5072.3.076
- ☐ **Exit Right** SA.5073.3.076
- ☐ **Exit Left** SA.5074.3.076
- ☐ **Exit** SA.5075.3.076
- ☐ **Extinguisher** SA.5076.3.076
- ☐ **Fire Hose** SA.5077.3.076
- ☐ **Fire Alarm** SA.5078.3.076

Signalleuchten
Signs

90° DIR



45° DIR



Exit Right



Exit Left



Exit



Extinguisher



Fire Hose



Fire Alarm



GOOD DESIGN

reddot design award
winner 2012

G-O In Designed By Jorge Herrera

Light Source: Top LED 1,2W - 24V - 105 lm - 3000K/CRI 90



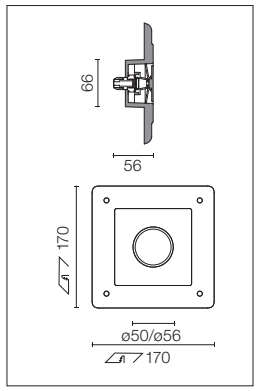

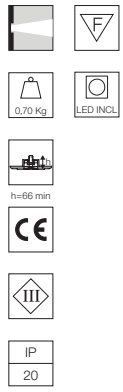

Einbau-Hinweisleuchte für Innenräume. Netzteil nicht eingeschlossen: Elektronischer Transformator für LED mit beständiger Spannung (24V). 220/240V, 50/60Hz. Netzkabel 1000mm eingeschlossen.

Recessed sign luminaire for indoor application. Power supply source not included: electronic transformer with constant voltage (24V) for LED. 220/240V, 50/60Hz. It includes 1000mm power supply cable.

Weiss Licht / White Light
SA.5100.1A
Amber Licht / Amber Light
SA.5101.1A
Blau Licht / Blue Light
SA.5102.1A

Elektrisch / Electrical
8W
60.9157

Perimetrales Licht
Lighting Colours

☐ Weiss
White

Amber
Amber

Blau
Blue



Achten Sie auf die korrekte Polung (+-) Rot+/Schwarz.

Ensure correct polarity (+-) Red +/ Black.

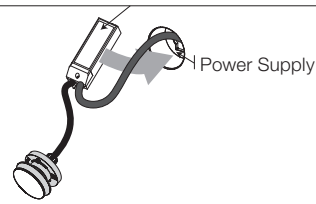

reddot design award
winner 2013

Teardrop Small Designed By Calvi Brambilla

Light Source: QR-CBC-51 1xGU5.3 - max 50W



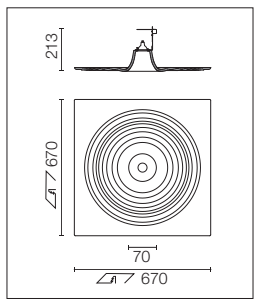

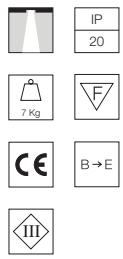

Einbauleuchte für 12V Halogenlampe. Transformator mit Fernbedienung nicht eingeschlossen: Elektronischer Transformator 12V. 220/240V, 50/60Hz mit trailing edge Dimmer.

Recessed luminaire for 12V halogen lamp. Remote transformer not included: electronic transformer 12V. 220/240V, 50/60Hz. Adjustable by means of “leading and trailing edge”.

SA.1039.1

Elektrisch / Electrical
50/70W
60.9398
105W
60.9424

Teardrop Medium Designed By Calvi Brambilla

Light Source: TC-DEL 2xG24q - 26W



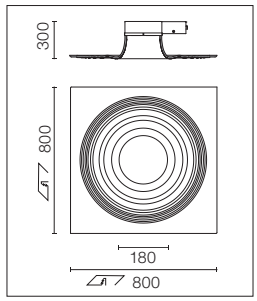

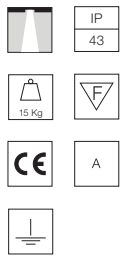

Einbauleuchte für Leuchtstofflampe. Vorschaltgeräte 220-240V / 50-60Hz ohne Dimmer eingeschlossen.

Recessed luminaire for fluorescent lamp. Non-dimmable ballasts 220-240V / 50-60Hz integrated.

SA.1040.1

Teardrop Large Designed By Calvi Brambilla

Light Source: TC-L 4x2G11 - 18W



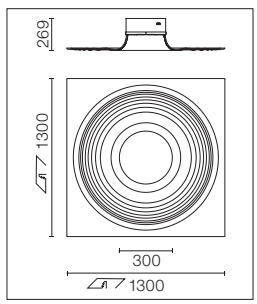

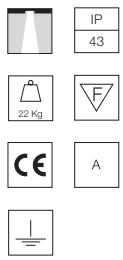

Einbauleuchte für Leuchtstofflampe. Vorschaltgeräte 220-240V / 50-60Hz ohne Dimmer eingeschlossen.

Recessed luminaire for fluorescent lamp. Non-dimmable ballasts 220-240V / 50-60Hz integrated.

SA.1041.1

USO Kap 105 Designed By Flos Soft Architecture



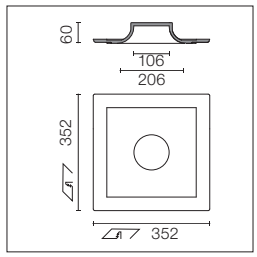

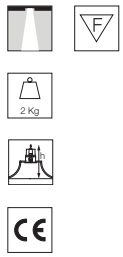

Architektonische Anwendung mit Soft Technologie. Ermöglicht die perfekte Integration der Flos architectural Produkte.
Zur persönlichen konfiguration können sie lichtquellen in die struktur einfügen. Fragen sie das verkaufsteam von Flos architectural.

Soft technology architectonic application that permits perfect integration of the Flos architectural products.
For personal configuration, you can add light points in the structure. Ask Flos architectural sales team.

Referenzen enthalten keine produkte von Flos architectural.

References do not include Flos architectural products.

SA.1034.3.001
SA.1034.3.016

Empfohlene Produkte von Flos architectural / Flos architectural Recommended Products

Light Sniper	Kap Ø105*
	
SA.1034.3.001 h=225	SA.1034.3.016 h=290

* No Trim Rahmen eingeschlossen / Frame No Trim included

No Trim Rahmen nicht inbegriffen. Muss separat bestellt werden / No Trim Frame excluded. To be ordered separately

USO Kap 145 Designed By Flos Soft Architecture



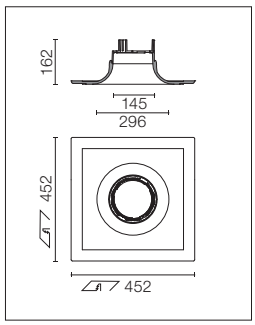

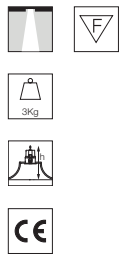

Architektonische Anwendung mit Soft Technologie. Ermöglicht die perfekte Integration der Flos architectural Produkte.
Zur persönlichen konfiguration können sie lichtquellen in die struktur einfügen. Fragen sie das verkaufsteam von Flos architectural.

Soft technology architectonic application that permits perfect integration of the Flos architectural products.
For personal configuration, you can add light points in the structure. Ask Flos architectural sales team.

Referenzen enthalten keine produkte von Flos architectural.

References do not include Flos architectural products.

SA.1035.1

Empfohlene Produkte von Flos architectural / Flos architectural Recommended Products

Kap Ø145*

SA.1035.1 h=305

* No Trim Rahmen eingeschlossen / Frame No Trim included

USO 332 Designed By Flos Soft Architecture



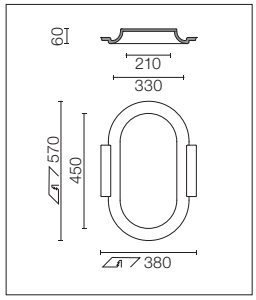

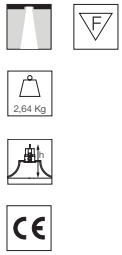

Architektonische Anwendung mit Soft Technologie für Moduldecken. Ermöglicht die perfekte Integration der Flos architectural Produkte.
Zur persönlichen konfiguration können sie lichtquellen in die struktur einfügen. Fragen sie das verkaufsteam von Flos architectural.

Soft technology architectonic application for modular ceilings that permits perfect integration of the Flos architectural products.
For personal configuration, you can add light points in the structure. Ask Flos architectural sales team.

Referenzen enthalten keine produkte von Flos architectural.

References do not include Flos architectural products.

SA.1001.3.001
SA.1001.3.002
SA.1001.3.003
SA.1001.3.004
SA.1001.3.006
SA.1001.3.009

SA.1001.3.014
SA.1001.3.015
SA.1001.3.016
SA.1001.3.025
SA.1001.3.026
SA.1001.3.027

Empfohlene Produkte von Flos architectural / Flos architectural Recommended Products

Light Sniper	Easy Kap Ø105	Wan Downlight	Wan Spot	Pure Downlight 1 NT*	Compass Ø162	Kap Ø145*	Pure Downlight 1 T	Kap Ø105*
								
SA.1001.3.001 h=225	SA.1001.3.002 h=247	SA.1001.3.003 h=171	SA.1001.3.004 h=110	SA.1001.3.006 h=198	SA.1001.3.009 h=280	SA.1001.3.014 h=290	SA.1001.3.015 h=195	SA.1001.3.016 h=290

Decofix 1L Round	Light Soldier Fixed	Light Soldier Adjustable
		
SA.1001.3.025 h=186	SA.1001.3.026 h=132	SA.1001.3.027 h=132

* No Trim Rahmen eingeschlossen / Frame No Trim included

No Trim Rahmen nicht inbegriffen. Muss separat bestellt werden /
No Trim Frame excluded. To be ordered separately

USO 700 Designed By Flos Soft Architecture



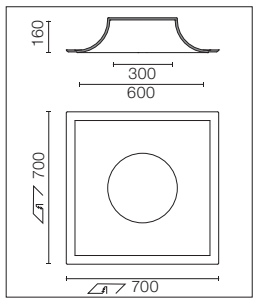

Architektonische Anwendung mit Soft Technologie. Ermöglicht die perfekte Integration der Flos architectural Produkte.
Zur persönlichen konfiguration können sie lichtquellen in die struktur einfügen. Fragen sie das verkaufsteam von Flos architectural.

Soft technology architectonic application that permits perfect integration of the Flos architectural products.
For personal configuration, you can add light points in the structure. Ask Flos architectural sales team.

Referenzen enthalten keine produkte von Flos architectural.

References do not include Flos architectural products.

SA.1002.3.001
SA.1002.3.002
SA.1002.3.003
SA.1002.3.004
SA.1002.3.006
SA.1002.3.009

SA.1002.3.014
SA.1002.3.015
SA.1002.3.016
SA.1002.3.025
SA.1002.3.026
SA.1002.3.027

Empfohlene Produkte von Flos architectural / Flos architectural Recommended Products

Light Sniper	Easy Kap Ø105	Wan Downlight	Wan Spot	Pure Downlight 1 NT*	Compass Ø162	Kap Ø145*	Pure Downlight 1 T	Kap Ø105*
								
SA.1002.3.001 H=325	SA.1002.3.002 H=347	SA.1002.3.003 H=271	SA.1002.3.004 H=210	SA.1002.3.006 H=298	SA.1002.3.009 H=380	SA.1002.3.014 H=390	SA.1002.3.015 H=295	SA.1002.3.016 H=390

Decofix 1L Round	Light Soldier Fixed	Light Soldier Adjustable
		
SA.1002.3.025 H=286	SA.1002.3.026 H=232	SA.1002.3.027 H=232

* No Trim Rahmen eingeschlossen / Frame No Trim included

No Trim Rahmen nicht inbegriffen. Muss separat bestellt werden / No Trim Frame excluded. To be ordered separately

USO 800 Designed By Flos Soft Architecture



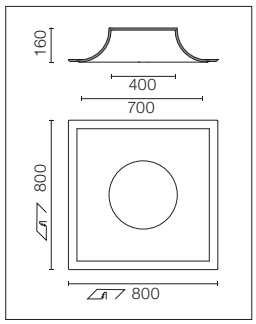

Architektonische Anwendung mit Soft Technologie. Ermöglicht die perfekte Integration der Flos architectural Produkte.
Zur persönlichen konfiguration können sie lichtquellen in die struktur einfügen. Fragen sie das verkaufsteam von Flos architectural.

Soft technology architectonic application that permits perfect integration of the Flos architectural products.
For personal configuration, you can add light points in the structure. Ask Flos architectural sales team.

Referenzen enthalten keine produkte von Flos architectural.

References do not include Flos architectural products.

SA.1003.3.001
SA.1003.3.002
SA.1003.3.003
SA.1003.3.004
SA.1003.3.009

SA.1003.3.015
SA.1003.3.017
SA.1003.3.025
SA.1003.3.026
SA.1003.3.027

Empfohlene Produkte von Flos architectural / Flos architectural Recommended Products

Light Sniper	Easy Kap Ø105	Wan Downlight	Wan Spot	Compass Ø162	Pure Downlight 1 T	Kap Ø145 165mm Hole	Decofix 1L Round	Light Soldier Fixed
								
SA.1003.3.001 H=325	SA.1003.3.002 H=347	SA.1003.3.003 H=271	SA.1003.3.004 H=210	SA.1003.3.009 H=380	SA.1003.3.015 H=295	SA.1003.3.017 H=390	SA.1003.3.025 H=286	SA.1003.3.026 H=232

Light Soldier Adjustable

SA.1003.3.027 H=232

USO 1000 Designed By Flos Soft Architecture



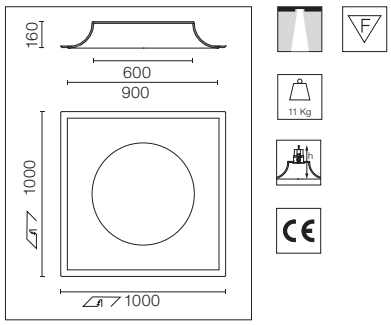

Architektonische Anwendung mit Soft Technologie. Ermöglicht die perfekte Integration der Flos architectural Produkte.
Zur persönlichen konfiguration können sie lichtquellen in die struktur einfügen. Fragen sie das verkaufsteam von Flos architectural.

Soft technology architectonic application that permits perfect integration of the Flos architectural products.
For personal configuration, you can add light points in the structure. Ask Flos architectural sales team.

Referenzen enthalten keine produkte von Flos architectural.

References do not include Flos architectural products.

SA.1004.3.001
SA.1004.3.002
SA.1004.3.003
SA.1004.3.004
SA.1004.3.009
SA.1004.3.015
SA.1004.3.017
SA.1004.3.025
SA.1004.3.026
SA.1004.3.027

Empfohlene Produkte von Flos architectural / Flos architectural Recommended Products

Light Sniper	Easy Kap Ø105	Wan Downlight	Wan Spot	Compass Ø162	Pure Downlight 1 T	Kap Ø145 165mm Hole	Decofix 1L Round	Light Soldier Fixed
								
SA.1004.3.001 H=325	SA.1004.3.002 H=347	SA.1004.3.003 H=271	SA.1004.3.004 H=210	SA.1004.3.009 H=380	SA.1004.3.015 H=295	SA.1004.3.017 H=390	SA.1004.3.025 H=286	SA.1004.3.026 H=232

Light Soldier Adjustable

SA.1004.3.027 H=232

USO 1400 Designed By Flos Soft Architecture



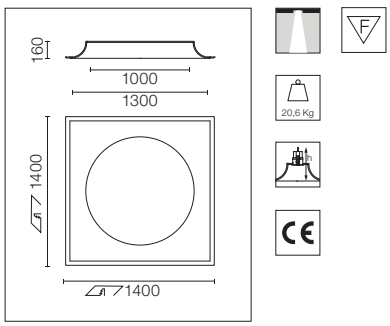

Architektonische Anwendung mit Soft Technologie. Ermöglicht die perfekte Integration der Flos architectural Produkte.
Zur persönlichen konfiguration können sie lichtquellen in die struktur einfügen. Fragen sie das verkaufsteam von Flos architectural.

Soft technology architectonic application that permits perfect integration of the Flos architectural products.
For personal configuration, you can add light points in the structure. Ask Flos architectural sales team.

Referenzen enthalten keine produkte von Flos architectural.

References do not include Flos architectural products.

SA.1005.3.001
SA.1005.3.002
SA.1005.3.003
SA.1005.3.004
SA.1005.3.009
SA.1005.3.015
SA.1005.3.017
SA.1005.3.025
SA.1005.3.026
SA.1005.3.027

Empfohlene Produkte von Flos architectural / Flos architectural Recommended Products

Light Sniper	Easy Kap Ø105	Wan Downlight	Wan Spot	Compass Ø162	Pure Downlight 1 T	Kap Ø145 165mm Hole	Decofix 1L Round	Light Soldier Fixed
								
SA.1005.3.001 H=325	SA.1005.3.002 H=347	SA.1005.3.003 H=271	SA.1005.3.004 H=210	SA.1005.3.009 H=380	SA.1005.3.015 H=295	SA.1005.3.017 H=390	SA.1005.3.025 H=286	SA.1005.3.026 H=232

Light Soldier Adjustable

SA.1005.3.027 H=232

USO 900 Cove Lighting Designed By Flos Soft Architecture

Light Source: T5 FH 4xG5 - 21W - 7600 lm / T5 FQ 4xG5 - 39W - 12400 lm / Cold Cathode 90W - 3x30W - 7776 lm - 3000K/CRI 85
LED White 75,6W - 21x3,6W - 7875 lm - 3000K/CRI 90 / LED RGB 75,6W - 21x3,6W



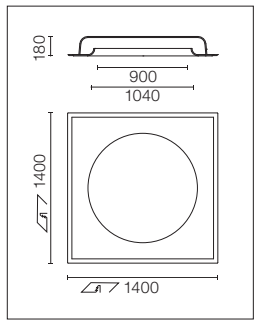

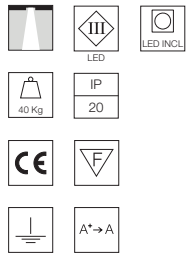

Einbauleuchte für die Wand- oder Deckenmontage. Direkte Beleuchtung mit Leuchtstofflampen, Kaltkathode oder LED. Betriebsgeräte bei den LED-Versionen nicht eingeschlossen. Siehe LED-Steuergeräte.

* LED-Versionen sind nur für Installationen an der Decke erhältlich.

Recessed ceiling or wall-mounted luminaire. Direct lighting with fluorescent, cold cathode or LED lamps. Control gear not included in LED versions.

See LED LED drivers.

* LED versions only available for ceiling installation.

T5 FH
Non Dimmable
SA.1006.4.100
Dimmable 1-10V
SA.1006.4.11V
Dimmable Dali
SA.1006.4.1DA

T5 FQ
Non Dimmable
SA.1006.4.200
Dimmable 1-10V
SA.1006.4.21V
Dimmable Dali
SA.1006.4.2DA

Cold Cathode
SA.1006.4.300

***LED White**
SA.1006.5D110

***LED RGB**
SA.1006.6D100

USO 1700 Cove Lighting Designed By Flos Soft Architecture

Light Source: T5 FH 8xG5 - 21W - 15200 lm / T5 FQ 8xG5 - 39W - 24800 lm / Cold Cathode 161W - 4x40W - 13824 lm - 3000K/CRI 85
LED White 136,8W - 38x3,6W - 14250 lm - 3000K/CRI 90 / LED RGB 136,8W - 38x3,6W



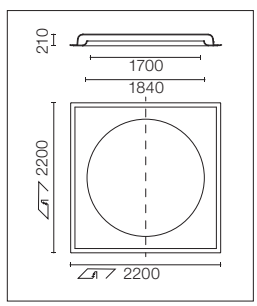

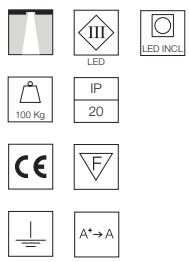

Einbauleuchte für die Wand- oder Deckenmontage. Direkte Beleuchtung mit Leuchtstofflampen, Kaltkathode oder LED. Betriebsgeräte bei den LED-Versionen nicht eingeschlossen. Siehe LED-Steuergeräte.

* LED-Versionen sind nur für Installationen an der Decke erhältlich.

In zwei teilen geliefert.

Recessed ceiling or wall-mounted luminaire. Direct lighting with fluorescent, cold cathode or LED lamps. Control gear not included in LED versions.

See LED LED drivers.

* LED versions only available for ceiling installation.

Delivered in two pieces.

T5 FH
Non Dimmable
SA.1007.4.100
Dimmable 1-10V
SA.1007.4.11V
Dimmable Dali
SA.1007.4.1DA

T5 FQ
Non Dimmable
SA.1007.4.200
Dimmable 1-10V
SA.1007.4.21V
Dimmable Dali
SA.1007.4.2DA

Cold Cathode
SA.1007.4.300

***LED White**
SA.1007.5D110

***LED RGB**
SA.1007.6D100

USO 2200 Cove Lighting Designed By Flos Soft Architecture

Light Source: T5 FH 8xG5 - 28W - 20800 lm / T5 FQ 8xG5 - 54W - 35600 lm / Cold Cathode 205W - 4x51W - 17568 lm - 3000K/CRI 85
LED White 180W - 50x3,6W - 18750 lm - 3000K/CRI 90 / LED RGB 180W - 50x3,6W



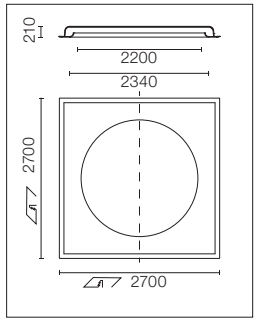

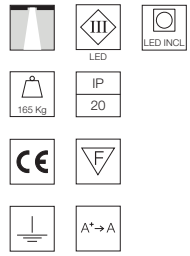

Einbauleuchte für die Wand- oder Deckenmontage. Direkte Beleuchtung mit Leuchtstofflampen, Kaltkathode oder LED. Betriebsgeräte bei den LED-Versionen nicht eingeschlossen. Siehe LED-Steuergeräte.

* LED-Versionen sind nur für Installationen an der Decke erhältlich.

In zwei teilen geliefert.

Recessed ceiling or wall-mounted luminaire. Direct lighting with fluorescent, cold cathode or LED lamps. Control gear not included in LED versions.

See LED LED drivers.

* LED versions only available for ceiling installation.

Delivered in two pieces.

T5 FH
Non Dimmable
SA.1008.4.100
Dimmable 1-10V
SA.1008.4.11V
Dimmable Dali
SA.1008.4.1DA

T5 FQ
Non Dimmable
SA.1008.4.200
Dimmable 1-10V
SA.1008.4.21V
Dimmable Dali
SA.1008.4.2DA

Cold Cathode
SA.1008.4.300

***LED White**
SA.1008.5D110

***LED RGB**
SA.1008.6D100

USO 2500 Cove Lighting Designed By Flos Soft Architecture

Light Source: T5 FH 8xG5 - 28W - 20800 lm / T5 FQ 8xG5 - 54W - 35600 lm / Cold Cathode 230W - 19728 lm - 3000K/CRI 85
LED White 194W - 54x3,6W - 20250 lm - 3000K/CRI 90 / LED RGB 194W - 54x3,6W



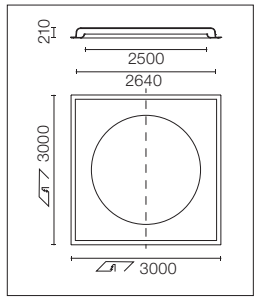

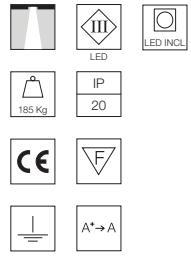

Einbauleuchte für die Wand- oder Deckenmontage. Direkte Beleuchtung mit Leuchtstofflampen, Kaltkathode oder LED. Betriebsgeräte bei den LED-Versionen nicht eingeschlossen. Siehe LED-Steuergeräte.

* LED-Versionen sind nur für Installationen an der Decke erhältlich.

In zwei teilen geliefert.

Recessed ceiling or wall-mounted luminaire. Direct lighting with fluorescent, cold cathode or LED lamps. Control gear not included in LED versions.

See LED LED drivers.

* LED versions only available for ceiling installation.

Delivered in two pieces.

T5 FH
Non Dimmable
SA.1009.4.100
Dimmable 1-10V
SA.1009.4.11V
Dimmable Dali
SA.1009.4.1DA

T5 FQ
Non Dimmable
SA.1009.4.200
Dimmable 1-10V
SA.1009.4.21V
Dimmable Dali
SA.1009.4.2DA

Cold Cathode
SA.1009.4.300

***LED White**
SA.1009.5D110

***LED RGB**
SA.1009.6D100

USO 100 50 Cove Lighting Designed By Flos Soft Architecture

Light Source: T5 FH 4xG5 - 14W - 4800 lm / T5 FQ 4xG5 - 24W - 7000 lm / Cold Cathode 58W - 3x19W - 4968 lm - 3000K/CRI 85
LED White 57,6W - 16x3,6W - 6000 lm - 3000K/CRI 90 / LED RGB 57,6W - 16x3,6W



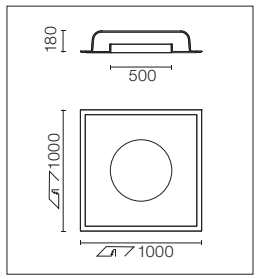

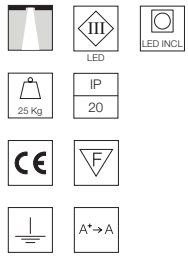

Einbauleuchte für die Wand- oder Deckenmontage. Direkte Beleuchtung mit Leuchtstofflampen, Kaltkathode oder LED. Betriebsgeräte bei den LED-Versionen nicht eingeschlossen. Siehe LED-Steuergeräte.

* LED-Versionen sind nur für Installationen an der Decke erhältlich.

Recessed ceiling or wall-mounted luminaire. Direct lighting with fluorescent, cold cathode or LED lamps. Control gear not included in LED versions.

See LED LED drivers.

* LED versions only available for ceiling installation.

T5 FH
Non Dimmable
SA.1010.4.100

T5 FQ
Non Dimmable
SA.1010.4.200

Cold Cathode
SA.1010.4.300

***LED White**
SA.1010.5D110

***LED RGB**
SA.1010.6D100

USO 140 90 Cove Lighting Designed By Flos Soft Architecture

Light Source: T5 FH 4xG5 - 21W - 7600 lm / T5 FQ 4xG5 - 39W - 12400 lm / Cold Cathode 90W - 3x30W - 7776 lm - 3000K/CRI 85
LED White 75,6W - 21x3,6W - 7805 lm - 3000K/CRI 90 / LED RGB 75,6W - 21x3,6W



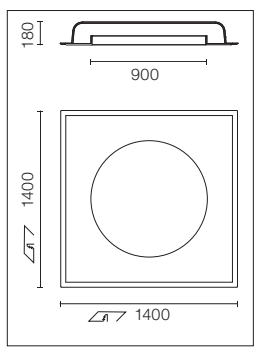

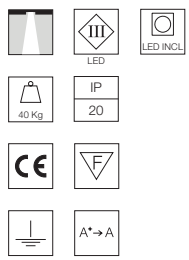

Einbauleuchte für die Wand- oder Deckenmontage. Direkte Beleuchtung mit Leuchtstofflampen, Kaltkathode oder LED. Betriebsgeräte bei den LED-Versionen nicht eingeschlossen. Siehe LED-Steuergeräte.

* LED-Versionen sind nur für Installationen an der Decke erhältlich.

In zwei teilen geliefert.

Recessed ceiling or wall-mounted luminaire. Direct lighting with fluorescent, cold cathode or LED lamps. Control gear not included in LED versions.

See LED LED drivers.

* LED versions only available for ceiling installation.

Delivered in two pieces.

T5 FH
Non Dimmable
SA.1011.4.100
Dimmable 1-10V
SA.1011.4.11V
Dimmable Dali
SA.1011.4.1DA

T5 FQ
Non Dimmable
SA.1011.4.200
Dimmable 1-10V
SA.1011.4.21V
Dimmable Dali
SA.1011.4.2DA

Cold Cathode
SA.1011.4.300

***LED White**
SA.1011.5D110

***LED RGB**
SA.1011.6D100

Round Light Small Designed By Flos Soft Architecture

Light Source: LED White 1W - 60 lm - 3000K/CRI > 90



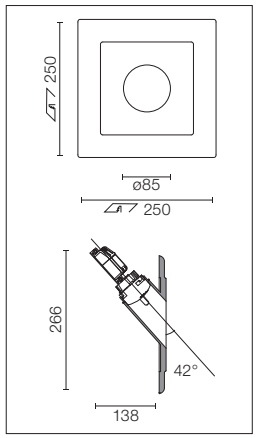

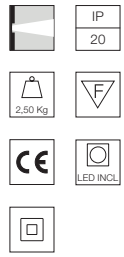

Einbau-Hinweisleuchte für Innenräume. Netzteil 100/240V eingeschlossen.

Recessed sign luminaire for indoor application. 100/240V power supply source included.

SA.3010.1C

Round Light Medium Designed By Flos Soft Architecture

Light Source: LED White 7W - 720 lm - 3000K/CRI > 90



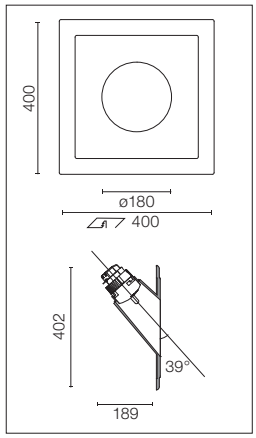

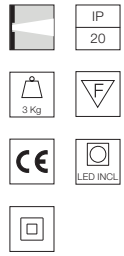

Einbau-Hinweisleuchte für Innenräume. Netzteil 100/240V eingeschlossen.

Recessed sign luminaire for indoor application. 100/240V power supply source included.

SA.3011.1B

Round Light Large Designed By Flos Soft Architecture

Light Source: LED White 7W - 720 lm - 3000K/CRI > 90



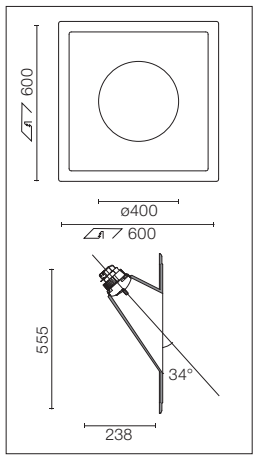

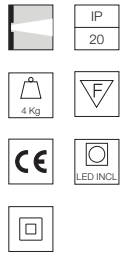

Einbau-Hinweisleuchte für Innenräume. Netzteil 100/240V eingeschlossen.

Recessed sign luminaire for indoor application. 100/240V power supply source included.

SA.3012.1B

Square Light Small Designed By Flos Soft Architecture

Light Source: LED White 1W - 60 lm - 3000K/CRI > 90



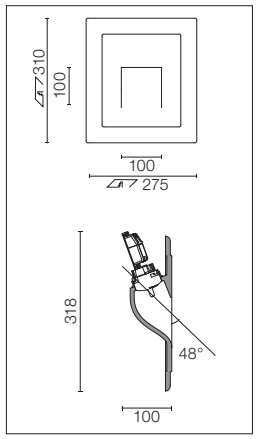

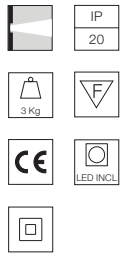

Einbau-Hinweisleuchte für Innenräume. Netzteil 100/240V eingeschlossen.

Recessed sign luminaire for indoor application. 100/240V power supply source included.

SA.3013.1C

Square Light Large Designed By Flos Soft Architecture

Light Source: LED White 7W - 720 lm - 3000K/CRI > 80



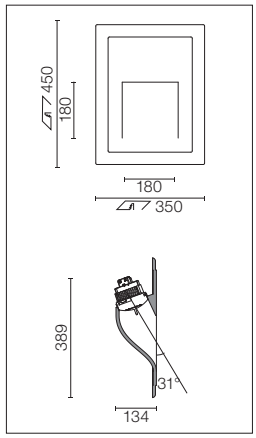

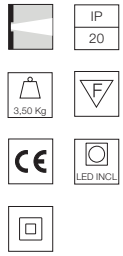

Einbau-Hinweisleuchte für Innenräume. Netzteil 100/240V eingeschlossen.

Recessed sign luminaire for indoor application. 100/240V power supply source included.

SA.3014.1B

Vertical Light Small Designed By Flos Soft Architecture

Light Source: LED White 1W - 60 lm - 3000K/CRI > 90



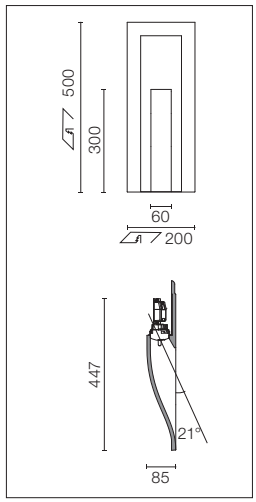

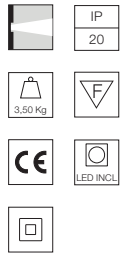

Einbau-Hinweisleuchte für Innenräume. Netzteil 100/240V eingeschlossen.

Recessed sign luminaire for indoor application. 100/240V power supply source included.

SA.3015.1C

Vertical Light Large Designed By Flos Soft Architecture

Light Source: LED White 1W - 60 lm - 3000K/CRI > 90



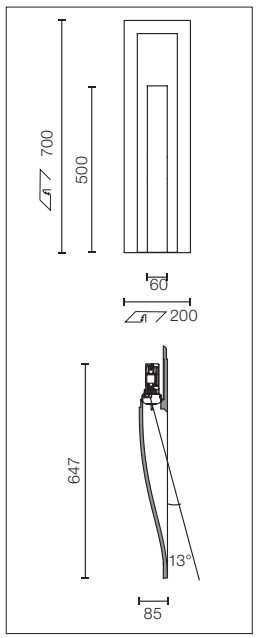

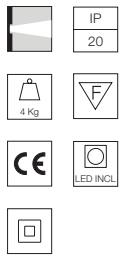

Einbau-Hinweisleuchte für Innenräume. Netzteil 100/240V eingeschlossen.

Recessed sign luminaire for indoor application. 100/240V power supply source included.

SA.3016.1C

USB Round 1L Designed By Flos Soft Architecture

Light Source: QR-CBC-51 1xGU5.3 - max 50W



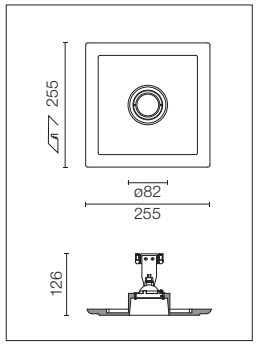

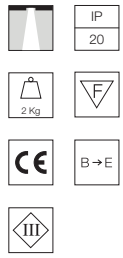

Einbauleuchte für 12V Halogenlampe. 220/240V, 50/60Hz mit trailing edge Dimmer. Transformator mit Fernbedienung nicht eingeschlossen.

Recessed luminaire for 12V halogen lamp. 220/240V, 50/60Hz. Adjustable by means of “leading and trailing edge”. Remote transformer not included.

SA.3017.1

Elektrisch / Electrical
50/70W
60.9398
105W
60.9424

Zubehör / Accessories

Blendfrei.40°-cut-off-zubehörring.

Anti-Glare.
40° cut-off accessory ring.





■ 08.8270.00

USB Round 1L W-W Designed By Flos Soft Architecture

Light Source: QR-CBC-51 1xGU5.3 - max 50W



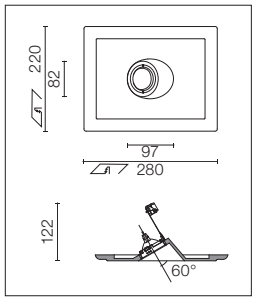

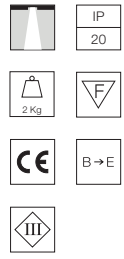

Einbauleuchte für 12V Halogenlampe. 220/240V, 50/60Hz mit trailing edge Dimmer. Transformator mit Fernbedienung nicht eingeschlossen.

Recessed luminaire for 12V halogen lamp. 220/240V, 50/60Hz. Adjustable by means of “leading and trailing edge”. Remote transformer not included.

SA.3019.1

Elektrisch / Electrical
50/70W
60.9398
105W
60.9424

USB Round 2L Designed By Flos Soft Architecture

Light Source: QR-CBC-51 2xGU5.3 - max 50W



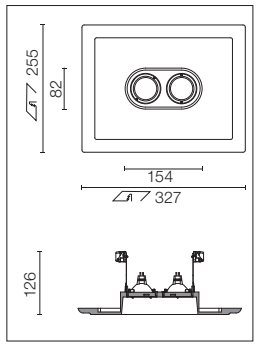

IP 20 · 3 Kg · F · CE · B→E · III

Einbauleuchte für 12V Halogenlampe. 220/240V, 50/60Hz mit trailing edge Dimmer. Transformator mit Fernbedienung nicht eingeschlossen.

Recessed luminaire for 12V halogen lamp. 220/240V, 50/60Hz. Adjustable by means of “leading and trailing edge”. Remote transformer not included.

SA.3018.1

Elektrisch / Electrical
50/70W
60.9398
105W
60.9424

Zubehör / Accessories

Blendfrei.40°-cut-off-zubehörring.

Anti-Glare.
40° cut-off accessory ring.



08.8270.00

USB Round 2L W-W Designed By Flos Soft Architecture

Light Source: QR-CBC-51 2xGU5.3 - max 50W



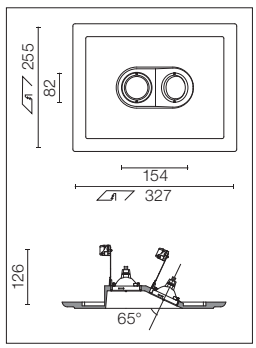

IP 20 · 3 Kg · F · CE · B→E · III

Einbauleuchte für 12V Halogenlampe. 220/240V, 50/60Hz mit trailing edge Dimmer. Transformator mit Fernbedienung nicht eingeschlossen.

Recessed luminaire for 12V halogen lamp. 220/240V, 50/60Hz. Adjustable by means of “leading and trailing edge”. Remote transformer not included.

SA.3020.1

Elektrisch / Electrical
50/70W
60.9398
105W
60.9424

USB Square 1L Designed By Flos Soft Architecture

Light Source: QR-CBC-51 1xGU5.3 - max 50W



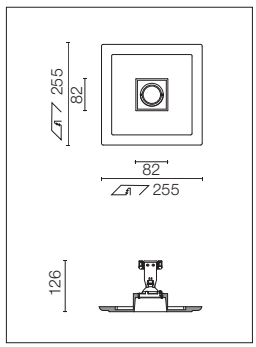

IP 20 · 2 Kg · F · CE · B→E · III

Einbauleuchte für 12V Halogenlampe. 220/240V, 50/60Hz mit trailing edge Dimmer. Transformator mit Fernbedienung nicht eingeschlossen.

Recessed luminaire for 12V halogen lamp. 220/240V, 50/60Hz. Adjustable by means of “leading and trailing edge”. Remote transformer not included.

SA.3021.1

Elektrisch / Electrical
50/70W
60.9398
105W
60.9424

Zubehör / Accessories

Blendfrei.40°-cut-off-zubehörring.

Anti-Glare.
40° cut-off accessory ring.



08.8270.00

USB Square 1L W-W Designed By Flos Soft Architecture

Light Source: QR-CBC-51 1xGU5.3 - max 50W



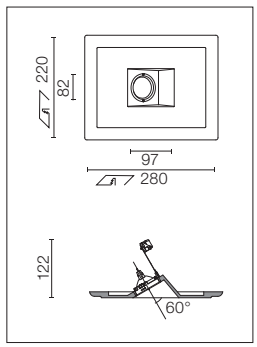

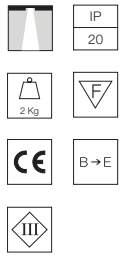

Einbauleuchte für 12V Halogenlampe. 220/240V, 50/60Hz mit trailing edge Dimmer. Transformator mit Fernbedienung nicht eingeschlossen.

Recessed luminaire for 12V halogen lamp. 220/240V, 50/60Hz. Adjustable by means of “leading and trailing edge”. Remote transformer not included.

SA.3009.1

Elektrisch / Electrical
50/70W
60.9398
105W
60.9424

USB Square 2L Designed By Flos Soft Architecture

Light Source: QR-CBC-51 2xGU5.3 - max 50W



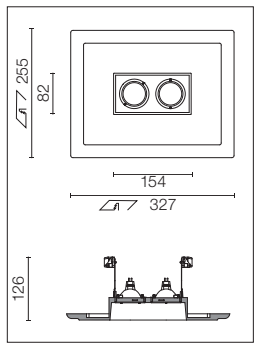

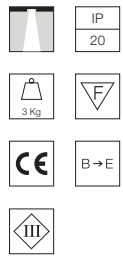

Einbauleuchte für 12V Halogenlampe. 220/240V, 50/60Hz mit trailing edge Dimmer. Transformator mit Fernbedienung nicht eingeschlossen.

Recessed luminaire for 12V halogen lamp. 220/240V, 50/60Hz. Adjustable by means of “leading and trailing edge”. Remote transformer not included.

SA.3022.1

Elektrisch / Electrical
50/70W
60.9398
105W
60.9424

Zubehör / Accessories

Blendfrei.40°-cut-off-zubehörring.

Anti-Glare.
40° cut-off accessory ring.





■ 08.8270.00

USB Square 2L W-W Designed By Flos Soft Architecture

Light Source: QR-CBC-51 2xGU5.3 - max 50W



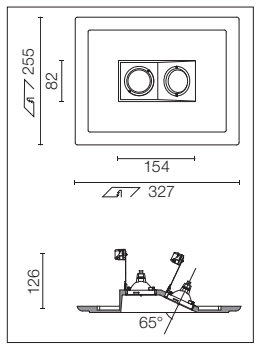

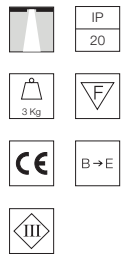

Einbauleuchte für 12V Halogenlampe. 220/240V, 50/60Hz mit trailing edge Dimmer. Transformator mit Fernbedienung nicht eingeschlossen.

Recessed luminaire for 12V halogen lamp. 220/240V, 50/60Hz. Adjustable by means of “leading and trailing edge”. Remote transformer not included.

SA.3023.1

Elektrisch / Electrical
50/70W
60.9398
105W
60.9424

For: USO Cove Lighting: USO 900 C.L., USO 1700 C.L., USO 2200 C.L., USO 2500 C.L., USO 100 50 C.L., USO 140 90 C.L.

Non Dimmable

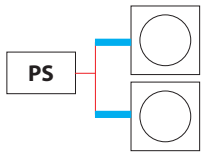

Verkabelung
Wiring

500-mm-Zuführungskabel für weiße LED-Module mit Schnellverbindung. Elektronische Stromversorgung nicht inbegriffen.

500mm feed cable for white LED modules with fast connection. Electronic power supply not included.

White		RGB
06.1016.00		06.1049.00

Dimmable 1-10V

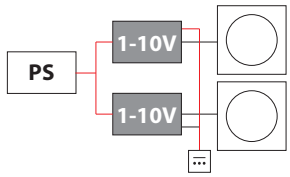

Dimmbare Interfaces
Dimmable Interface

Dimmbares 1-10V-Interface mit 500-mm-Zuführungskabel für weiße LED-Module mit Schnellverbindung. Elektronische Stromversorgung nicht inbegriffen.

1-10V dimmable interface with 500mm feed cable for white LED modules with fast connection. Electronic power supply not included.

White		
06.1022.00		
1-10V		

Dimmbare Interfaces
Dimmable Interfaces

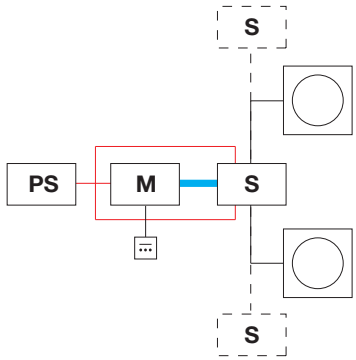

DALI Master-Interface mit einem 5 poligen Verteiler und einem 500-mm- Zuführungkabel für einfache Verbindung. Kann ein USO-Modul steuern. Falls die Installation mehrere USO-Module umfasst, muss das Signal mit Slave-Interfaces erweitert werden. Elektronische Stromversorgung nicht inbegriffen.

DALI Master interface with one 5 pole distributor and one 500mm feed cable for easy connection. It's able to control one USO. If more USOs are in the same installation it's necessary to expand the signal with Slave interfaces. Electronic power supply not included.

White		RGB
06.1019.00		06.1012.00
M		M

DMX Master-Interface mit einem 5 poligen Verteiler und einem 500-mm- Zuführungkabel für einfache Verbindung. Kann ein USO-Modul steuern. Falls die Installation mehrere USO-Module umfasst, muss das Signal mit Slave-Interfaces erweitert werden. Elektronische Stromversorgung nicht inbegriffen.

DMX Master interface with one 5 pole distributor and one 500mm feed cable for easy connection. It's able to control one USO. If more USOs are in the same installation it's necessary to expand the signal with Slave interfaces. Electronic power supply not included.

		06.1005.00
		M

Radiofrequenz (RF) RGB Master-Interface mit einem 5 poligen Verteiler und einem 500-mm-Zuführungskabel für einfache Verbindung. Wand-Transmitter für integrierte Farbänderung. Kann ein USO-Modul steuern. Falls die Installation mehrere USO-Module umfasst, muss das Signal mit Slave-Interfaces erweitert werden. Elektronische Stromversorgung nicht inbegriffen.

Radio Frequency (RF) RGB Master interface with one 5 pole distributor and one 500mm feed cable for easy connection. Wall transmitter to make color changing integrated. It's able to control one USO. If more USOs are in the same installation it's necessary to expand the signal with Slave interfaces. Electronic power supply not included.

		06.1013.00
		M

— Vom Installateur zur Verfügung gestellt / Installer provides

For: USO Cove Lighting: USO 900 C.L., USO 1700 C.L., USO 2200 C.L., USO 2500 C.L., USO 100 50 C.L., USO 140 90 C.L.

Dimmbare Interfaces **Dimmable Interfaces**	**White**	**RGB**
Slave-Interface zur Erweiterung des Steuersignals mit zwei 500-mm-Zuführungskabeln für einfache Verbindung zu erweitern. Kann das Master-Signal auf zwei USO-Module erweitern. Elektronische Stromversorgung nicht inbegriffen. Slave interface to expand the control signal with two 500mm feed cables for easy connection. It's able to expand the Master signal in two USOs. Electronic power supply not included.	06.1022.00 S	06.1014.00 S
2-Meter-Verlängerungskabel für LED-Module mit einfache Verbindung. Können verbunden werden, um die Länge zu vergrößern. Max. 20 Meter. 2 meters prolongation cable for LED modules with fast connection. Can be connected with each other to greater length. 20 meters max.	08.8297.00	08.8298.00

Stromversorgung / Power Suply	**PS**		**PS**
Elektronische 100W / Electronic 100W Stromversorgung / Power supply LED. 100W – 24V. 100-240V, 50-60Hz.	60.9443	**Elektronische 200W / Electronic 200W** Stromversorgung / Power supply LED. 200W – 24V. 100-240V, 50-60Hz.	60.9352
Elektronische 120W / Electronic 120W Stromversorgung / Power supply LED. 120W – 24V. 100-240V, 50-60Hz.	60.9407	**Elektronische 240W / Electronic 240W** Stromversorgung / Power supply LED. 240W – 24V. 100-240V, 50-60Hz.	60.8268

Installationstabellen
Installation Guidelines

<table>
<tr><th rowspan="2">REFERENCE</th><th rowspan="2">POWER (W)</th><th rowspan="2">LED MODULES</th><th rowspan="2">POWER SUPPLY UNITS</th><th colspan="3">MAX. Distance</th><th colspan="3">LED WHITE</th><th colspan="3">RGB</th></tr>
<tr><th>PS–M/S</th><th>M–S</th><th>M/S–oooo</th><th>NO DIM</th><th>1-10V</th><th>DALI</th><th>DALI</th><th>DMX</th><th>RF</th></tr>
<tr><td>USO 100 50
Cove Lighting
WHT: SA.1010.5D110
RGB: SA.1010.6D110</td><td>58</td><td>12 + 4
for corners
(16)</td><td rowspan="3">100W
60.9443</td><td rowspan="3">15m
(0,75 mm²)</td><td rowspan="6">20m</td><td rowspan="6">20m</td><td rowspan="3">2x (06.1016.00)
FEED CABLE</td><td>06.1016.00
FEED CABLE
+
06.1022.00
MASTER 1-10V</td><td>06.1016.00
FEED CABLE
+
06.1019.00
DALI MASTER</td><td rowspan="3">06.1012.00
MASTER DALI
+
06.1014.00
SLAVE</td><td rowspan="3">06.1005.00
MASTER DMX
+
06.1014.00
SLAVE</td><td rowspan="3">06.1013.00
MASTER RF
+
06.1014.00
SLAVE</td></tr>
<tr><td>USO 140 90
Cove Lighting
WHT: SA.1011.5D110
RGB: SA.1011.6D110</td><td rowspan="2">76</td><td rowspan="2">17 + 4
for corners
(21)</td><td rowspan="2">2x (06.1016.00)
FEED CABLE
+
06.1022.00
MASTER 1-10V</td><td rowspan="2">2x (06.1016.00)
FEED CABLE
+
06.1019.00
DALI MASTER</td></tr>
<tr><td>USO 900
Cove Lighting
WHT: SA.1006.5D110
RGB: SA.1006.6D110</td></tr>
<tr><td>USO 1700
Cove Lighting
WHT: SA.1007.5D110
RGB: SA.1007.6D110</td><td>137</td><td>30 + 8
for corners
(38)</td><td>200W
60.9352</td><td rowspan="3">40m
(1 mm²)</td><td>4x (06.1016.00
FEED CABLE)</td><td>3x (06.1016.00)
FEED CABLE
+
2x (06.1022.00)
MASTER 1-10V</td><td>3x (06.1016.00)
FEED CABLE
+
1x (06.1019.00)
DALI MASTER
+
1x (06.1020.00)
SLAVE WHITE
+
2x (06.1022.00)
REPEATER PWM</td><td rowspan="2">06.1012.00
MASTER DALI
+
2x (06.1014.00)*
SLAVE</td><td rowspan="2">06.1005.00
MASTER DMX
+
2x (06.1014.00)*
SLAVE</td><td rowspan="2">06.1013.00
MASTER RF
+
2x (06.1014.00)*
SLAVE</td></tr>
<tr><td>USO 2200
Cove Lighting
WHT: SA.1008.5D110
RGB: SA.1008.6D110</td><td>180</td><td>38 + 12
for corners
(50)</td><td rowspan="2">240W
60.8268</td><td>5x (06.1016.00)
FEED CABLE</td><td>5x (06.1016.00)
FEED CABLE
+
2x (06.1022.00)
MASTER 1-10V</td><td>5x (06.1016.00)
FEED CABLE
+
1x (06.1019.00)
DALI MASTER
+
1x (06.1020.00)
SLAVE WHITE
+
2x (06.1022.00)
REPEATER PWM</td></tr>
<tr><td>USO 2500
Cove Lighting
WHT: SA.1009.5D110
RGB: SA.1009.6D110</td><td>194</td><td>42 + 12
for corners
(54)</td></tr>
</table>

* For USO 2500 Cove Lighting RGB
1st Slave: 12 + 12 LED modules
2nd Slave: 10 + 10 +10 LED modules

Ausführlichere Informationen entnehmen Sie bitte dem Merkblatt. Für eine komplexere Installation wenden Sie sich an die technische Abteilung. / For more detailed information, please refer to the instruction sheet. For a more complex installation, please consult the technical department.

PHYSIKALISCHE EIGENSCHAFTEN

Wasserdichtheit
Das Material ist für alle Anwendungszwecke in Innenbereichen geeignet und absorbiert keine Feuchtigkeit, auch wenn überschüssige Feuchtigkeit vorhanden ist. Das Material darf nicht im Freien verwendet werden.

Test des Brandverhaltens für Bauprodukte
Das Soft-Architecture-Produkt ist als A1 oder A1fl klassifiziert, gemäß UNE-EN 13501-1: 07 und wurde gemäß den Verfahren der Normen UNE-EN ISO 1716:02 und UNE-EN ISO 1182:02 getestet.

Chemikalienbeständigkeit
Das Material darf keinen flüssigen Chemikalien oder geschmolzenen Kristallen ausgesetzt werden.

Wärmeisolierung
Der Wert der Wärmeleitfähigkeit des Materials darf 0,47 W/m. deg K nicht überschreiten.

Dichte
Das Material besitzt eine mittlere Dichte von 1323 Kg/m3.

Strukturelle Eigenschaften
Das Material muss die folgenden Eigenschaften besitzen (gemäß EN 13279-2:2006). Max. Biegelast: 139 N bei 7,2mm Dicke.
Druck: Maximale Druckfestigkeit größer sein als 10000N.
Härte: Shore-Härte C muss über 90 betragen.

PHYSICAL CHARACTERISTICS

Water Penetration
The material shall be suitable for all internal application, and shall not absorb moisture which may be present through excessive humidity. The material should not be used externally.

Reaction to Fire test for building products
The product Soft Architecture is classified as A1 or A1fl, according to UNE-EN 13501-1: 07, and test methods UNE-EN ISO 1716:02 and UNE-EN ISO 1182:02.

Chemical Resistance
The material shall not be exposed to liquid chemicals or deliquesced crystals.

Thermal Insulation
The material shall have a thermal conductivity value not greater than 0.47W/m. deg K.

Density
The material have a medium density of 1323 Kg/m3.

Structural Characteristics
The material shall have the following characteristics (following EN 13279-2:2006).
Flexion max load: 139N at 7.2mm thickness.
Compression: compression max load shall be bigger than 10000N.
Hardness: Shore C hardness shall be above 90.

MATERIALEIGENSCHAFTEN

Wasser-Ökoeffizienz
Für eine optimale Verarbeitbarkeit wird sauberes Trinkwasser in angemessenen Mengen verwendet.
Wasser wird zyklisch durch spezielle Filter wiederverwendet, um Umweltschäden vor der Entsorgung vorzubeugen.

Formtrennmittel
Es werden eigene Formtrennungsmittel integriert oder extern auf die Formoberfläche aufgebracht, um die Zykluszeit zu optimieren und ein einheitliches Oberflächenfinish zu erhalten. Diese Mittel dürfen keinen gegenteiligen Effekt auf die Oberfläche des produzierten Gegenstands haben.

FEATURES OF MATERIALS

Water Eco Efficiency
Clean water from drinking network is used in correct proportion to provide optimum workability. Water is cyclically re-used through special filters to prevent ecologic damages to nature before disposal.

Mould Release Agents
Propietary mould release agents are incorporated or applied externally to the mould surface, to optimize cycle time and to achieve consistency of surface finish. These agents shall not have any adverse effect upon the surface of the produced item.

DESIGN & HERSTELLUNG

Design
Für die Herstellung aller Komponenten wird modernste 3-D-Technologie verwendet. Sie werden mit einem vollständig dokumentierten Qualitätssicherungssystem designt und hergestellt, gemäß ISO 9001:2008.

DESIGN & MANUFACTURING

Design
Latest 3D technology has been applied to develop all components. They are being manufactured and designed in accordance with a fully documented quality assurance system complying with ISO 9001:2008.

QUALITÄTSKONTROLLE

Allgemein
Alle Komponenten werden individuell geprüft, um Oberflächen- oder Herstellungsfehler zu vermeiden.
Normen: UNE-EN 13815: 06; UNE-EN 14246: 07.

Rechtwinkligkeit
Alle Komponenten werden individuell geprüft, um in 500mm ab Ecke Herstellungsfehler, zu vermeiden, die größer sind als 0,5mm.

Ebenheit
Alle Komponenten werden individuell geprüft, um auf 1 m Herstellungsfehler zu vermeiden, die größer sind als 1mm.

Dicke
Alle Komponenten für durchgehende Decken werden individuell geprüft, um Abweichungen über 2mm von der durchschnittlichen Zieldicke zu vermeiden.

Maßtoleranz
Alle Komponenten werden individuell geprüft, um größere Maßabweichen als +/- 3mm zu vermeiden.
Weitere information auf www.soft-architecture.com.

Ausblühung
Alle Komponenten mit beleuchteten/sichtbaren Oberflächen werden individuell geprüft, um Lichtausblühungen zu vermeiden.

Handgefertig
Dieses Produkt wurde handgefertigt. Mögliche Mängel sind auf die Herstellung per Hand zurückzuführen.

QUALITY CONTROL

General
All components are individually inspected to prevent surface or manufacturing defects.
Normative: UNE-EN 13815: 06; UNE-EN 14246: 07.

Squareness
All components are individually inspected to prevent manufacturing defects bigger than 0.5mm to 500mm from corner.

Flatness
All components are individually inspected to prevent flatness manufacturing defects bigger than 1mm in 1m.

Thickness
All components for continuous ceilings are individually inspected to prevent changes bigger than 2mm in mean target thickness.

Dimensional Tolerance
All components are individually inspected to prevent dimensional tolerance above +/- 3mm.
For more info see www.soft-architecture.com.

Eflorescence
All components with illuminated/visible surface are individually inspected to prevent light eflorescence .

Handmade
This product has been manufactured by hand. Any imperfection is because of its handcrafted process.

CRADLE TO CRADLE
Soft Architecture ist auf Langlebigkeit ausgelegt und darauf, schädliche Auswirkungen der Produktion auf die Umwelt zu vermeiden. Unsere wichtigsten Ziele sind Nachhaltigkeit, Innovation und Qualität, von der Natur inspiriert. 1-10V

CRADLE TO CRADLE
Soft Architecture is designed to last and to minimize the harmful effects on the natural environment during production. sustainability, innovation and quality are our main goals, inspired by nature.

1-10V
Die 1-10V-Steuereinheit ist eines der ersten und einfachsten elektronischen Geräte zur Beleuchtungssteuerung. Das Kontrollsignal besteht aus Gleichstrom zwischen einem und zehn Volt. Die Leistung der gesteuerten Leuchte muss so aufgeteilt werden, dass sie bei 10 V 100 % ihrer potentiellen Leistung liefert und 0 % Leistung bei 1 V. (“Aus”).

1-10V
1-10 V is one of the earliest and simplest electronic lighting control. The control signal is a DC voltage that varies between one and ten volts. The controlled lighting should scale its output so that at 10 V, the controlled light should be at 100% of its potential output, and at 1 V it should at 0% output (i.e. “Off”).

CRI
Der Farbwiedergabeindex (CRI) ist eine quantitative Maßeinheit für die Fähigkeit einer Lichtquelle, die Farben verschiedener Objekte im Vergleich zu idealer oder natürlicher Beleuchtung wahrheitsgetreu wiederzugeben. Lichtquellen mit einem hohen CRI sind insbesondere für Verwendungszwecke erwünscht, bei denen Farben eine entscheidende Rolle spielen.

CRI
The color rendering index (CRI) is a quantitative measure of the ability of a light source to reproduce the colors of various objects faithfully in comparison with an ideal or natural light source. Light sources with a high CRI are desirable in color-critical applications.

DALI
Das Digital Addressable Lighting Interface (DALI) ist ein technischer Standard für netzwerkbasierte Systeme, die die Beleuchtung in Gebäuden steuern. Das Standard-DALI umfasst das Kommunikationsprotokoll und das elektrische Interface für Netzwerke zur Beleuchtungssteuerung.

DALI
Digital Addressable Lighting Interface (DALI) is a technical standard for network-based systems that control lighting in buildings. The DALI standard encompasses the communications protocol and electrical interface for lighting control networks.

DIMMER
Dimmer sind Geräte, die zur Anpassung der Helligkeit einer Lichtquelle verwendet werden.

DIMMER
Dimmers are devices used to vary the brightness of a light.

DMX
DMX ist ein Standard für digitale Kommunikationsnetzwerke, die in der Regel für die Steuerung von Bühnenbeleuchtung verwendet werden. Ermöglicht die Programmierung der Farbregulierung und der Variation für RGB.

DMX
DMX is a standard for digital communication networks that are commonly used to control stage lighting. Allows to program the colour regulation and variation for RGB.

KELVIN
Kelvin ist die Bezeichnung der Maßeinheit für die Kontrolle der Temperatur von Lichtquellen. Die Farbtemperatur ist eine Eigenschaft von sichtbarem Licht, die eine wesentliche Rolle bei der Beleuchtung spielt, da sie angibt, ob das Licht warm ist (niedrige Farbtemperatur) oder kalt (niedrige Farbtemperatur).

KELVIN
The kelvin is used in the measure of the color temperature of light sources. Color temperature is a characteristic of visible light that has important applications in lighting because indicates if the light is warm (low color temperatures) or cold (high color temperatures).

LUMEN
Das Lumen (Symbol: lm) ist die SI-Einheit eines Lichtstroms, die Maßeinheit für die Lichtkraft, die vom menschlichen Auge wahrgenommen wird.

LUMEN
The lumen (symbol: lm) is the SI unit of luminous flux, a measure of the power of light perceived by the human eye.

MASTER INTERFACE
Ein Master-Interface ist ein elektronisches Gerät, das ein Signal (DALI/DMX/…) empfängt und ein moduliertes Signal für LEDs ausgibt. Es kann das Licht mit maximaler Last steuern.

MASTER INTERFACE
The master interface it is an electronic device which receives the signal (DALI/DMX/…) and returns a modulated signal for the LED. It’s able to control the light with a maximum power load.

POWER SUPPLY
Hierbei handelt es sich um ein Gerät, das einen oder mehrere “Stromverbraucher” mit Strom beliefert.

POWER SUPPLY
A power supply is a device that supplies electrical energy to one or more electric loads.

RGB
Das RGB-Farbmodell ist ein additiver Farbraum, in dem rotes, grünes und blaues Licht unterschiedlich gemischt wird, um zahlreiche Farben nachzubilden. Der Name des Modells ist auf die Initialen der drei additiven Grundfarben rot, grün und blau zurückzuführen.

RGB
The RGB color model is an additive color model in which red, green, and blue light are added together in various ways to reproduce a broad array of colors. The name of the model comes from the initials of the three additive primary colors, red, green, and blue.

SLAVE INTERFACE
Ein Slave-Interface wird verwendet, um das modulierte Signal des Master-Interface zu erwidern, wenn das Master-Interface einer Installation überlastet ist.

SLAVE INTERFACE
The slave interface is used to reply the modulated signal of the master interface in installations where the master is overloaded.

Hinweis: Die technischen Daten können ohne Vorankündigung geändert werden. Die Informationen entsprechen unseren derzeitigen Produktionsbedingungen und spiegeln die typischen Werte für die Parameter der Herstellungsspezifikation sowie die typischen Endnutzungszwecke wider. Wir übernehmen keinerlei Haftung oder Verantwortung für Schäden, die aus einer unangemessenen Verwendung zu nicht vorgesehenen Endnutzungszwecken resultieren.

Note: Technical data are subject to changes without any previous notice. Information is consistent with our current production conditions and reflects typical values relating to manufacturing specification parameters and for typical end uses. We accept no liability or responsibility for any damage caused by products incorrectly applied in non typical end uses.

QUICK SEARCH OF PRODUCT

Ref.	Page	Ref.	Page	Ref.	Page	Ref.	Page	Ref.	Page
03.0700.14	422	03.0723.40	425	03.0803.14	428	03.1256.DY	514	03.2242.14	83
03.0700.14.NT	422	03.0723.CE	425	03.0803.40	428	03.1257.DR	514	03.2242.40	83
03.0700.40	422	03.0723.TK	425	03.0804.14	428	03.1257.DY	514	03.2243.14	83
03.0700.40.NT	422	03.0730.14	426	03.0804.40	428	03.1258.DR	514	03.2243.40	83
03.0701.14	422	03.0730.40	426	03.0805.14	428	03.1258.DY	514	03.2245.14	83
03.0701.14.NT	422	03.0730.CE	426	03.0805.40	428	03.2001.01	359	03.2245.40	83
03.0701.40	422	03.0730.TK	426	03.1060.14	536	03.2001.01.DA	359	03.2246.14	83
03.0701.40.NT	422	03.0731.14	426	03.1060.29	536	03.2001.14	359	03.2246.40	83
03.0702.14	423	03.0731.40	426	03.1060.30	536	03.2001.14.DA	359	03.2247.14	83
03.0702.14.NT	423	03.0731.CE	426	03.1060.TK	536	03.2001.CU	359	03.2247.40	83
03.0702.40	423	03.0731.TK	426	03.1060.WG	536	03.2001.CU.DA	359	03.2248.14	83
03.0702.40.NT	423	03.0732.14	426	03.1061.14	537	03.2003.01	359	03.2248.40	83
03.0703.14	423	03.0732.40	426	03.1061.29	537	03.2003.01.DA	359	03.2250.14	83
03.0703.14.NT	423	03.0732.CE	426	03.1061.30	537	03.2003.14	359	03.2250.40	83
03.0703.40	423	03.0732.TK	426	03.1061.TK	537	03.2003.14.DA	359	03.2251.14	83
03.0703.40.NT	423	03.0733.14	426	03.1061.WG	537	03.2003.CU	359	03.2251.40	83
03.0704.14	422	03.0733.40	426	03.1063.14	537	03.2003.CU.DA	359	03.2252.14	83
03.0704.14.NT	422	03.0733.CE	426	03.1063.29	537	03.2005.01	360	03.2252.40	83
03.0704.40	422	03.0733.TK	426	03.1063.30	537	03.2005.01.DA	360	03.2253.14	83
03.0704.40.NT	422	03.0734.14	426	03.1063.TK	537	03.2005.14	360	03.2253.40	83
03.0705.14	422	03.0734.40	426	03.1063.WG	537	03.2005.14.DA	360	03.2255.14	83
03.0705.14.NT	422	03.0734.CE	426	03.1064.14	537	03.2005.CU	360	03.2255.40	83
03.0705.40	422	03.0734.TK	426	03.1064.29	537	03.2005.CU.DA	360	03.2256.14	83
03.0705.40.NT	422	03.0735.14	426	03.1064.30	537	03.2006.01	359	03.2256.40	83
03.0706.14	423	03.0735.40	426	03.1064.TK	537	03.2006.01.DA	359	03.2257.14	83
03.0706.14.NT	423	03.0735.CE	426	03.1064.WG	537	03.2006.14	359	03.2257.40	83
03.0706.40	423	03.0735.TK	426	03.1200.DR	512	03.2006.14.DA	359	03.2258.14	83
03.0706.40.NT	423	03.0740.14	428	03.1200.DY	512	03.2006.CU	359	03.2258.40	83
03.0707.14	423	03.0740.40	428	03.1201.DR	512	03.2006.CU.DA	359	03.2260.14	78
03.0707.14.NT	423	03.0741.14	428	03.1201.DY	512	03.2007.01	359	03.2261.14	78
03.0707.40	423	03.0741.40	428	03.1205.DR	512	03.2007.01.DA	359	03.2262.14	78
03.0707.40.NT	423	03.0742.14	428	03.1205.DY	512	03.2007.14	359	03.2263.14	78
03.0708.14	422	03.0742.40	428	03.1206.DR	512	03.2007.14.DA	359	03.2264.14	78
03.0708.14.NT	422	03.0743.14	428	03.1206.DY	512	03.2007.CU	359	03.2265.14	78
03.0708.40	422	03.0743.40	428	03.1210.DR	513	03.2007.CU.DA	359	03.2266.14	78
03.0708.40.NT	422	03.0744.14	428	03.1210.DY	513	03.2008.01	360	03.2267.14	78
03.0709.14	422	03.0744.40	428	03.1211.DR	513	03.2008.01.DA	360	03.2268.14	78
03.0709.14.NT	422	03.0745.14	428	03.1211.DY	513	03.2008.14	360	03.2269.14	78
03.0709.40	422	03.0745.40	428	03.1215.DR	513	03.2008.14.DA	360	03.2270.14	78
03.0709.40.NT	422	03.0760.14	425	03.1215.DY	513	03.2008.CU	360	03.2271.14	78
03.0710.14	423	03.0760.40	425	03.1216.DR	513	03.2008.CU.DA	360	03.2272.14	78
03.0710.14.NT	423	03.0760.CE	425	03.1216.DY	513	03.2210.14	80	03.2273.14	78
03.0710.40	423	03.0760.TK	425	03.1220.DR	512	03.2210.40	80	03.2274.14	78
03.0710.40.NT	423	03.0761.14	425	03.1220.DY	512	03.2211.14	80	03.2275.14	78
03.0711.14	423	03.0761.40	425	03.1221.DR	512	03.2211.40	80	03.2280.14	79
03.0711.14.NT	423	03.0761.CE	425	03.1221.DY	512	03.2212.14	80	03.2281.14	79
03.0711.40	423	03.0761.TK	425	03.1225.DR	512	03.2212.40	80	03.2282.14	79
03.0711.40.NT	423	03.0762.14	425	03.1225.DY	512	03.2213.14	80	03.2283.14	79
03.0712.14	424	03.0762.40	425	03.1226.DR	512	03.2213.40	80	03.2284.14	79
03.0712.14.NT	424	03.0762.CE	425	03.1226.DY	512	03.2215.14	80	03.2285.14	79
03.0712.40	424	03.0762.TK	425	03.1230.DR	515	03.2215.40	80	03.2286.14	79
03.0712.40.NT	424	03.0763.14	425	03.1230.DY	515	03.2216.14	80	03.2287.14	79
03.0713.14	424	03.0763.40	425	03.1231.DR	515	03.2216.40	80	03.2288.14	79
03.0713.14.NT	424	03.0763.CE	425	03.1231.DY	515	03.2217.14	80	03.2289.14	79
03.0713.40	424	03.0763.TK	425	03.1232.DR	515	03.2217.40	80	03.2290.14	79
03.0713.40.NT	424	03.0764.14	425	03.1232.DY	515	03.2218.14	80	03.2291.14	79
03.0714.14	424	03.0764.40	425	03.1233.DR	515	03.2218.40	80	03.2292.14	79
03.0714.14.NT	424	03.0764.CE	425	03.1233.DY	515	03.2220.14	81	03.2293.14	79
03.0714.40	424	03.0764.TK	425	03.1235.DR	515	03.2220.40	81	03.2294.14	79
03.0714.40.NT	424	03.0765.14	425	03.1235.DY	515	03.2221.14	81	03.2295.14	79
03.0715.14	424	03.0765.40	425	03.1236.DR	515	03.2221.40	81	03.2300.14	81
03.0715.14.NT	424	03.0765.CE	425	03.1236.DY	515	03.2222.14	81	03.2300.40	81
03.0715.40	424	03.0765.TK	425	03.1237.DR	515	03.2222.40	81	03.2301.14	81
03.0715.40.NT	424	03.0770.14	426	03.1237.DY	515	03.2223.14	81	03.2301.40	81
03.0716.14	424	03.0770.40	426	03.1238.DR	515	03.2223.40	81	03.2302.14	81
03.0716.14.NT	424	03.0770.CE	426	03.1238.DY	515	03.2225.14	81	03.2302.40	81
03.0716.40	424	03.0770.TK	426	03.1240.DR	516	03.2225.40	81	03.2303.14	81
03.0716.40.NT	424	03.0771.14	426	03.1240.DY	516	03.2226.14	81	03.2303.40	81
03.0717.14	424	03.0771.40	426	03.1241.DR	516	03.2226.40	81	03.2520.14	434
03.0717.14.NT	424	03.0771.CE	426	03.1241.DY	516	03.2227.14	81	03.2520.30	434
03.0717.40	424	03.0771.TK	426	03.1242.DR	516	03.2227.40	81	03.2521.14	434
03.0717.40.NT	424	03.0772.14	426	03.1242.DY	516	03.2228.14	81	03.2521.30	434
03.0718.14	425	03.0772.40	426	03.1243.DR	516	03.2228.40	81	03.2600.14	536
03.0718.40	425	03.0772.CE	426	03.1243.DY	516	03.2230.14	82	03.2600.29	536
03.0718.CE	425	03.0772.TK	426	03.1245.DR	516	03.2230.40	82	03.2600.30	536
03.0718.TK	425	03.0773.14	426	03.1245.DY	516	03.2231.14	82	03.2600.TK	536
03.0719.14	425	03.0773.40	426	03.1246.DR	516	03.2231.40	82	03.2600.WG	536
03.0719.40	425	03.0773.CE	426	03.1246.DY	516	03.2232.14	82	03.2601.14	536
03.0719.CE	425	03.0773.TK	426	03.1247.DR	516	03.2232.40	82	03.2601.29	536
03.0719.TK	425	03.0774.14	426	03.1247.DY	516	03.2233.14	82	03.2601.30	536
03.0720.14	425	03.0774.40	426	03.1248.DR	516	03.2233.40	82	03.2601.TK	536
03.0720.40	425	03.0774.CE	426	03.1248.DY	516	03.2235.14	82	03.2601.WG	536
03.0720.CE	425	03.0774.TK	426	03.1250.DR	514	03.2235.40	82	03.2603.14	536
03.0720.TK	425	03.0775.14	426	03.1250.DY	514	03.2236.14	82	03.2603.29	536
03.0721.14	425	03.0775.40	426	03.1251.DR	514	03.2236.40	82	03.2603.30	536
03.0721.40	425	03.0775.CE	426	03.1251.DY	514	03.2237.14	82	03.2603.TK	536
03.0721.CE	425	03.0775.TK	426	03.1252.DR	514	03.2237.40	82	03.2603.WG	536
03.0721.TK	425	03.0800.14	428	03.1252.DY	514	03.2238.14	82	03.2630.14A	534
03.0722.14	425	03.0800.40	428	03.1253.DR	514	03.2238.40	82	03.2630.29A	534
03.0722.40	425	03.0801.14	428	03.1253.DY	514	03.2240.14	83	03.2630.30A	534
03.0722.CE	425	03.0801.40	428	03.1255.DR	514	03.2240.40	83	03.2630.TKA	534
03.0722.TK	425	03.0802.14	428	03.1255.DY	514	03.2241.14	83	03.2630.WGA	534
03.0723.14	425	03.0802.40	428	03.1256.DR	514	03.2241.40	83	03.2631.14A	534

QUICK SEARCH OF PRODUCT

Ref.	Page	Ref.	Page	Ref.	Page	Ref.	Page	Ref.	Page
03.2631.29A	534	03.3539.30	404	03.4172.BU	332	03.4187.BU	278	03.4200.74	336
03.2631.30A	534	03.3902.30C	244	03.4172.BU.LE	333	03.4187.CU	278	03.4200.74.LE	337
03.2631.TKA	534	03.3903.30C	244	03.4172.CU	332	03.4187.GL	278	03.4200.B1	336
03.2631.WGA	534	03.3904.30C	244	03.4172.CU.LE	333	03.4188.74	283	03.4200.B1.LE	337
03.2632.14A	534	03.3922.30C	244	03.4172.GL	332	03.4188.74.LE	284	03.4200.BU	336
03.2632.29A	534	03.3923.30C	244	03.4172.GL.LE	333	03.4188.B1	283	03.4200.BU.LE	337
03.2632.30A	534	03.3924.30C	244	03.4176.74	321	03.4188.B1.LE	284	03.4200.CU	336
03.2632.TKA	534	03.3960.29B	168	03.4176.74.LE	322	03.4188.BU	283	03.4200.CU.LE	337
03.2632.WGA	534	03.3960.ANB	168	03.4176.B1	321	03.4188.BU.LE	284	03.4200.GL	336
03.2635.14A	534	03.3962.29B	168	03.4176.B1.LE	322	03.4188.CU	283	03.4200.GL.LE	337
03.2635.29A	534	03.3962.ANB	168	03.4176.BU	321	03.4188.CU.LE	284	03.4201.74	336
03.2635.30A	534	03.3963.29B	168	03.4176.BU.LE	322	03.4188.GL	283	03.4201.B1	336
03.2635.TKA	534	03.3963.ANB	168	03.4176.CU	321	03.4188.GL.LE	284	03.4201.BU	336
03.2635.WGA	534	03.3970.02A	169	03.4176.CU.LE	322	03.4189.74	283	03.4201.CU	336
03.2636.14A	534	03.3970.14A	169	03.4176.GL	321	03.4189.B1	283	03.4201.GL	336
03.2636.29A	534	03.3970.30A	169	03.4176.GL.LE	322	03.4189.BU	283	03.4208.74	327
03.2636.30A	534	03.3971.02A	169	03.4177.74	321	03.4189.CU	283	03.4208.B1	327
03.2636.TKA	534	03.3971.14A	169	03.4177.B1	321	03.4189.GL	283	03.4208.BU	327
03.2636.WGA	534	03.3971.30A	169	03.4177.BU	321	03.4190.74	285	03.4208.CU	327
03.2637.14A	534	03.3972.02A	169	03.4177.CU	321	03.4190.74.LE	286	03.4208.GL	327
03.2637.29A	534	03.3972.14A	169	03.4177.GL	321	03.4190.B1	285	03.4209.74	327
03.2637.30A	534	03.3972.30A	169	03.4178.74	325	03.4190.B1.LE	286	03.4209.B1	327
03.2637.TKA	534	03.3975.02A	169	03.4178.74.LE	326	03.4190.BU	285	03.4209.BU	327
03.2637.WGA	534	03.3975.14A	169	03.4178.B1	325	03.4190.BU.LE	286	03.4209.CU	327
03.2640.14A	535	03.3975.30A	169	03.4178.B1.LE	326	03.4190.CU	285	03.4209.GL	327
03.2640.29A	535	03.3976.02A	169	03.4178.BU	325	03.4190.CU.LE	286	03.4210.74	327
03.2640.30A	535	03.3976.14A	169	03.4178.BU.LE	326	03.4190.GL	285	03.4210.B1	327
03.2640.TKA	535	03.3976.30A	169	03.4178.CU	325	03.4190.GL.LE	286	03.4210.BU	327
03.2640.WGA	535	03.3977.02A	169	03.4178.CU.LE	326	03.4191.74	285	03.4210.CU	327
03.2641.14A	535	03.3977.14A	169	03.4178.GL	325	03.4191.B1	285	03.4210.GL	327
03.2641.29A	535	03.3977.30A	169	03.4178.GL.LE	326	03.4191.BU	285	03.4211.74	327
03.2641.30A	535	03.4060.29	168	03.4179.74	325	03.4191.CU	285	03.4211.B1	327
03.2641.TKA	535	03.4060.29.1Y	168	03.4179.B1	325	03.4191.GL	285	03.4211.BU	327
03.2641.WGA	535	03.4061.29	168	03.4179.BU	325	03.4192.74	317	03.4211.CU	327
03.2642.14A	535	03.4061.29.1Y	168	03.4179.CU	325	03.4192.74.LE	318	03.4211.GL	327
03.2642.29A	535	03.4062.29	168	03.4179.GL	325	03.4192.B1	317	03.4212.74	340
03.2642.30A	535	03.4062.29.1Y	168	03.4180.74	259	03.4192.B1.LE	318	03.4212.B1	340
03.2642.TKA	535	03.4063.29	168	03.4180.74.LE	260	03.4192.BU	317	03.4212.BU	340
03.2642.WGA	535	03.4063.29.1Y	168	03.4180.B1	259	03.4192.BU.LE	318	03.4212.CU	340
03.2645.14A	535	03.4064.29	168	03.4180.B1.LE	260	03.4192.CU	317	03.4212.GL	340
03.2645.29A	535	03.4064.29.1Y	168	03.4180.BU	259	03.4192.CU.LE	318	03.4213.74	340
03.2645.30A	535	03.4065.29	168	03.4180.BU.LE	260	03.4192.GL	317	03.4213.B1	340
03.2645.TKA	535	03.4065.29.1Y	168	03.4180.CU	259	03.4192.GL.LE	318	03.4213.BU	340
03.2645.WGA	535	03.4065.29.5Y	168	03.4180.CU.LE	260	03.4193.74	317	03.4213.CU	340
03.2646.14A	535	03.4153.74	328	03.4180.GL	259	03.4193.B1	317	03.4213.GL	340
03.2646.29A	535	03.4153.B1	328	03.4180.GL.LE	260	03.4193.BU	317	03.4218.74	345
03.2646.30A	535	03.4153.BU	328	03.4181.74	259	03.4193.CU	317	03.4218.B1	345
03.2646.TKA	535	03.4153.CU	328	03.4181.B1	259	03.4193.GL	317	03.4218.BU	345
03.2646.WGA	535	03.4153.GL	328	03.4181.BU	259	03.4194.74	323	03.4218.CU	345
03.2647.14A	535	03.4155.74	330	03.4181.CU	259	03.4194.74.LE	324	03.4218.GL	345
03.2647.29A	535	03.4155.B1	330	03.4181.GL	259	03.4194.B1	323	03.4219.74	345
03.2647.30A	535	03.4155.BU	330	03.4182.74	265	03.4194.B1.LE	324	03.4219.B1	345
03.2647.TKA	535	03.4155.CU	330	03.4182.74.LE	266	03.4194.BU	323	03.4219.BU	345
03.2647.WGA	535	03.4155.GL	330	03.4182.B1	265	03.4194.BU.LE	324	03.4219.CU	345
03.2650.14	434	03.4157.74	332	03.4182.B1.LE	266	03.4194.CU	323	03.4219.GL	345
03.2650.30	434	03.4157.B1	332	03.4182.BU	265	03.4194.CU.LE	324	03.4220.74	345
03.2651.14	434	03.4157.BU	332	03.4182.BU.LE	266	03.4194.GL	323	03.4220.B1	345
03.2651.30	434	03.4157.CU	332	03.4182.CU	265	03.4194.GL.LE	324	03.4220.BU	345
03.2675.14A	433	03.4157.GL	332	03.4182.CU.LE	266	03.4195.74	323	03.4220.CU	345
03.2675.30A	433	03.4160.74	340	03.4182.GL	265	03.4195.B1	323	03.4220.GL	345
03.2676.14A	433	03.4160.B1	340	03.4182.GL.LE	266	03.4195.BU	323	03.4221.74	345
03.2676.30A	433	03.4160.BU	340	03.4183.74	265	03.4195.CU	323	03.4221.B1	345
03.2677.14A	433	03.4160.CU	340	03.4183.B1	265	03.4195.GL	323	03.4221.BU	345
03.2677.30A	433	03.4160.GL	340	03.4183.BU	265	03.4196.74	341	03.4221.CU	345
03.2680.14A	433	03.4162.74	340	03.4183.CU	265	03.4196.74.LE	342	03.4221.GL	345
03.2680.30A	433	03.4162.B1	340	03.4183.GL	265	03.4196.B1	341	03.4226.74	269
03.2681.14A	433	03.4162.BU	340	03.4184.74	272	03.4196.B1.LE	342	03.4226.B1	269
03.2681.30A	433	03.4162.CU	340	03.4184.74.LE	273	03.4196.BU	341	03.4226.BU	269
03.2682.14A	433	03.4162.GL	340	03.4184.B1	272	03.4196.BU.LE	342	03.4226.CU	269
03.2682.30A	433	03.4170.74	328	03.4184.B1.LE	273	03.4196.CU	341	03.4226.GL	269
03.3502.02	406	03.4170.74.LE	329	03.4184.BU	272	03.4196.CU.LE	342	03.4227.74	269
03.3502.14	406	03.4170.B1	328	03.4184.BU.LE	273	03.4196.GL	341	03.4227.B1	269
03.3502.30	406	03.4170.B1.LE	329	03.4184.CU	272	03.4196.GL.LE	342	03.4227.BU	269
03.3505.02	405	03.4170.BU	328	03.4184.CU.LE	273	03.4197.74	341	03.4227.CU	269
03.3505.14	405	03.4170.BU.LE	329	03.4184.GL	272	03.4197.B1	341	03.4227.GL	269
03.3505.30	405	03.4170.CU	328	03.4184.GL.LE	273	03.4197.BU	341	03.4228.74	269
03.3506.02	404	03.4170.CU.LE	329	03.4185.74	272	03.4197.CU	341	03.4228.B1	269
03.3506.14	404	03.4170.GL	328	03.4185.B1	272	03.4197.GL	341	03.4228.BU	269
03.3506.30	404	03.4170.GL.LE	329	03.4185.BU	272	03.4198.74	343	03.4228.CU	269
03.3507.02	405	03.4171.74	330	03.4185.CU	272	03.4198.74.LE	344	03.4228.GL	269
03.3507.14	405	03.4171.74.LE	331	03.4185.GL	272	03.4198.B1	343	03.4229.74	269
03.3507.30	405	03.4171.B1	330	03.4186.74	278	03.4198.B1.LE	344	03.4229.B1	269
03.3508.02	405	03.4171.B1.LE	331	03.4186.74.LE	279	03.4198.BU	343	03.4229.BU	269
03.3508.14	405	03.4171.BU	330	03.4186.B1	278	03.4198.BU.LE	344	03.4229.CU	269
03.3508.30	405	03.4171.BU.LE	331	03.4186.B1.LE	279	03.4198.CU	343	03.4229.GL	269
03.3520.02	406	03.4171.CU	330	03.4186.BU	278	03.4198.CU.LE	344	03.4234.74	282
03.3520.14	406	03.4171.CU.LE	331	03.4186.BU.LE	279	03.4198.GL	343	03.4234.B1	282
03.3520.30	406	03.4171.GL	330	03.4186.CU	278	03.4198.GL.LE	344	03.4234.BU	282
03.3538.02	404	03.4171.GL.LE	331	03.4186.CU.LE	279	03.4199.74	343	03.4234.CU	282
03.3538.14	404	03.4172.74	332	03.4186.GL	278	03.4199.B1	343	03.4234.GL	282
03.3538.30	404	03.4172.74.LE	333	03.4186.GL.LE	279	03.4199.BU	343	03.4235.74	282
03.3539.02	404	03.4172.B1	332	03.4187.74	278	03.4199.CU	343	03.4235.B1	282
03.3539.14	404	03.4172.B1.LE	333	03.4187.B1	278	03.4199.GL	343	03.4235.BU	282

QUICK SEARCH OF PRODUCT

Ref.	Page	Ref.	Page	Ref.	Page	Ref.	Page	Ref.	Page
03.4235.CU	282	03.4300.14B	414	03.4496.GLB1V	303	03.4536.74	267	03.4572.CU	293
03.4235.GL	282	03.4300.30B	414	03.4496.GLBDA	303	03.4536.74.LE	268	03.4572.GL	293
03.4236.74	282	03.4301.02B	414	03.4497.74B	305	03.4536.B1	267	03.4582.74	292
03.4236.B1	282	03.4301.14B	414	03.4497.74B1V	305	03.4536.B1.LE	268	03.4582.74.1V	292
03.4236.BU	282	03.4301.30B	414	03.4497.74BDA	305	03.4536.BU	267	03.4582.74.DA	292
03.4236.CU	282	03.4302.02B	414	03.4497.B1B	305	03.4536.BU.LE	268	03.4582.B1	292
03.4236.GL	282	03.4302.14B	414	03.4497.B1B1V	305	03.4536.CU	267	03.4582.B1.1V	292
03.4237.74	282	03.4302.30B	414	03.4497.B1BDA	305	03.4536.CU.LE	268	03.4582.B1.DA	292
03.4237.B1	282	03.4311.02A	414	03.4497.BUB	305	03.4536.GL	267	03.4582.BU	292
03.4237.BU	282	03.4311.14A	414	03.4497.BUB1V	305	03.4536.GL.LE	268	03.4582.BU.1V	292
03.4237.CU	282	03.4311.30A	414	03.4497.BUBDA	305	03.4537.74	267	03.4582.BU.DA	292
03.4237.GL	282	03.4312.02A	414	03.4497.CUB	305	03.4537.B1	267	03.4582.CU	292
03.4242.74	287	03.4312.14A	414	03.4497.CUB1V	305	03.4537.BU	267	03.4582.CU.1V	292
03.4242.B1	287	03.4312.30A	414	03.4497.CUBDA	305	03.4537.CU	267	03.4582.CU.DA	292
03.4242.BU	287	03.4313.02A	414	03.4497.GLB	305	03.4537.GL	267	03.4582.GL	292
03.4242.CU	287	03.4313.14A	414	03.4497.GLB1V	305	03.4538.74	270	03.4582.GL.1V	292
03.4242.GL	287	03.4313.30A	414	03.4497.GLBDA	305	03.4538.74.LE	271	03.4582.GL.DA	292
03.4243.74	287	03.4320.02B	415	03.4498.74B	307	03.4538.B1	270	03.4583.74	292
03.4243.B1	287	03.4320.14B	415	03.4498.74B1V	307	03.4538.B1.LE	271	03.4583.74.1V	292
03.4243.BU	287	03.4320.30B	415	03.4498.74BDA	307	03.4538.BU	270	03.4583.74.DA	292
03.4243.CU	287	03.4321.02B	415	03.4498.B1B	307	03.4538.BU.LE	271	03.4583.B1	292
03.4243.GL	287	03.4321.14B	415	03.4498.B1B1V	307	03.4538.CU	270	03.4583.B1.1V	292
03.4244.74	287	03.4321.30B	415	03.4498.B1BDA	307	03.4538.CU.LE	271	03.4583.B1.DA	292
03.4244.B1	287	03.4322.02B	415	03.4498.BUB	307	03.4538.GL	270	03.4583.BU	292
03.4244.BU	287	03.4322.14B	415	03.4498.BUB1V	307	03.4538.GL.LE	271	03.4583.BU.1V	292
03.4244.CU	287	03.4322.30B	415	03.4498.BUBDA	307	03.4539.74	270	03.4583.BU.DA	292
03.4244.GL	287	03.4331.02A	415	03.4498.CUB	307	03.4539.B1	270	03.4583.CU	292
03.4245.74	287	03.4331.14A	415	03.4498.CUB1V	307	03.4539.BU	270	03.4583.CU.1V	292
03.4245.B1	287	03.4331.30A	415	03.4498.CUBDA	307	03.4539.CU	270	03.4583.CU.DA	292
03.4245.BU	287	03.4332.02A	415	03.4498.GLB	307	03.4539.GL	270	03.4583.GL	292
03.4245.CU	287	03.4332.14A	415	03.4498.GLB1V	307	03.4540.74	274	03.4583.GL.1V	292
03.4245.GL	287	03.4332.30A	415	03.4498.GLBDA	307	03.4540.74.LE	275	03.4583.GL.DA	292
03.4287.74	315	03.4333.02A	415	03.4520.11B	530	03.4540.B1	274	03.4584.74	304
03.4287.74.LE	316	03.4333.14A	415	03.4520.ANB	530	03.4540.B1.LE	275	03.4584.74.1V	304
03.4287.B1	315	03.4333.30A	415	03.4520.ASB	530	03.4540.BU	274	03.4584.74.DA	304
03.4287.B1.LE	316	03.4420.74C	303	03.4520.B3B	530	03.4540.BU.LE	275	03.4584.B1	304
03.4287.BU	315	03.4420.74C1V	303	03.4521.11B	530	03.4540.CU	274	03.4584.B1.1V	304
03.4287.BU.LE	316	03.4420.74CDA	303	03.4521.ANB	530	03.4540.CU.LE	275	03.4584.B1.DA	304
03.4287.CU	315	03.4420.B1C	303	03.4521.ASB	530	03.4540.GL	274	03.4584.BU	304
03.4287.CU.LE	316	03.4420.B1C1V	303	03.4521.B3B	530	03.4540.GL.LE	275	03.4584.BU.1V	304
03.4287.GL	315	03.4420.B1CDA	303	03.4522.11B	530	03.4541.74	274	03.4584.BU.DA	304
03.4287.GL.LE	316	03.4420.BUC	303	03.4522.ANB	530	03.4541.B1	274	03.4584.CU	304
03.4288.74	315	03.4420.BUC1V	303	03.4522.ASB	530	03.4541.BU	274	03.4584.CU.1V	304
03.4288.B1	315	03.4420.BUCDA	303	03.4522.B3B	530	03.4541.CU	274	03.4584.CU.DA	304
03.4288.BU	315	03.4420.CUC	303	03.4523.11B	530	03.4541.GL	274	03.4584.GL	304
03.4288.CU	315	03.4420.CUC1V	303	03.4523.ANB	530	03.4542.74	276	03.4584.GL.1V	304
03.4288.GL	315	03.4420.CUCDA	303	03.4523.ASB	530	03.4542.74.LE	277	03.4584.GL.DA	304
03.4293.74	334	03.4420.GLC	303	03.4523.B3B	530	03.4542.B1	276	03.4585.74	304
03.4293.74.LE	335	03.4420.GLC1V	303	03.4530.74	257	03.4542.B1.LE	277	03.4585.74.1V	304
03.4293.B1	334	03.4420.GLCDA	303	03.4530.74.LE	258	03.4542.BU	276	03.4585.74.DA	304
03.4293.B1.LE	335	03.4475.74C	307	03.4530.B1	257	03.4542.BU.LE	277	03.4585.B1	304
03.4293.BU	334	03.4475.74C1V	307	03.4530.B1.LE	258	03.4542.CU	276	03.4585.B1.1V	304
03.4293.BU.LE	335	03.4475.74CDA	307	03.4530.BU	257	03.4542.CU.LE	277	03.4585.B1.DA	304
03.4293.CU	334	03.4475.B1C	307	03.4530.BU.LE	258	03.4542.GL	276	03.4585.BU	304
03.4293.CU.LE	335	03.4475.B1C1V	307	03.4530.CU	257	03.4542.GL.LE	277	03.4585.BU.1V	304
03.4293.GL	334	03.4475.B1CDA	307	03.4530.CU.LE	258	03.4543.74	276	03.4585.BU.DA	304
03.4293.GL.LE	335	03.4475.BUC	307	03.4530.GL	257	03.4543.B1	276	03.4585.CU	304
03.4294.74	334	03.4475.BUC1V	307	03.4530.GL.LE	258	03.4543.BU	276	03.4585.CU.1V	304
03.4294.B1	334	03.4475.BUCDA	307	03.4531.74	257	03.4543.CU	276	03.4585.CU.DA	304
03.4294.BU	334	03.4475.CUC	307	03.4531.B1	257	03.4543.GL	276	03.4585.GL	304
03.4294.CU	334	03.4475.CUC1V	307	03.4531.BU	257	03.4544.74	280	03.4585.GL.1V	304
03.4294.GL	334	03.4475.CUCDA	307	03.4531.CU	257	03.4544.74.LE	281	03.4585.GL.DA	304
03.4295.74	338	03.4475.GLC	307	03.4531.GL	257	03.4544.B1	280	03.4586.74	306
03.4295.74.LE	339	03.4475.GLC1V	307	03.4532.74	261	03.4544.B1.LE	281	03.4586.74.1V	306
03.4295.B1	338	03.4475.GLCDA	307	03.4532.74.LE	262	03.4544.BU	280	03.4586.74.DA	306
03.4295.B1.LE	339	03.4482.74C	305	03.4532.B1	261	03.4544.BU.LE	281	03.4586.B1	306
03.4295.BU	338	03.4482.74C1V	305	03.4532.B1.LE	262	03.4544.CU	280	03.4586.B1.1V	306
03.4295.BU.LE	339	03.4482.74CDA	305	03.4532.BU	261	03.4544.CU.LE	281	03.4586.B1.DA	306
03.4295.CU	338	03.4482.B1C	305	03.4532.BU.LE	262	03.4544.GL	280	03.4586.BU	306
03.4295.CU.LE	339	03.4482.B1C1V	305	03.4532.CU	261	03.4544.GL.LE	281	03.4586.BU.1V	306
03.4295.GL	338	03.4482.B1CDA	305	03.4532.CU.LE	262	03.4545.74	280	03.4586.BU.DA	306
03.4295.GL.LE	339	03.4482.BUC	305	03.4532.GL	261	03.4545.B1	280	03.4586.CU	306
03.4296.74	338	03.4482.BUC1V	305	03.4532.GL.LE	262	03.4545.BU	280	03.4586.CU.1V	306
03.4296.B1	338	03.4482.BUCDA	305	03.4533.74	261	03.4545.CU	280	03.4586.CU.DA	306
03.4296.BU	338	03.4482.CUC	305	03.4533.B1	261	03.4545.GL	280	03.4586.GL	306
03.4296.CU	338	03.4482.CUC1V	305	03.4533.BU	261	03.4570.74C	288	03.4586.GL.1V	306
03.4296.GL	338	03.4482.CUCDA	305	03.4533.CU	261	03.4570.74C1V	288	03.4586.GL.DA	306
03.4297.74	319	03.4482.GLC	305	03.4533.GL	261	03.4570.74CDA	288	03.4587.74	306
03.4297.74.LE	320	03.4482.GLC1V	305	03.4534.74	263	03.4570.B1C	288	03.4587.74.1V	306
03.4297.B1	319	03.4482.GLCDA	305	03.4534.74.LE	264	03.4570.B1C1V	288	03.4587.74.DA	306
03.4297.B1.LE	320	03.4496.74B	303	03.4534.B1	263	03.4570.B1CDA	288	03.4587.B1	306
03.4297.BU	319	03.4496.74B1V	303	03.4534.B1.LE	264	03.4570.BUC	288	03.4587.B1.1V	306
03.4297.BU.LE	320	03.4496.74BDA	303	03.4534.BU	263	03.4570.BUC1V	288	03.4587.B1.DA	306
03.4297.CU	319	03.4496.B1B	303	03.4534.BU.LE	264	03.4570.BUCDA	288	03.4587.BU	306
03.4297.CU.LE	320	03.4496.B1B1V	303	03.4534.CU	263	03.4570.CUC	288	03.4587.BU.1V	306
03.4297.GL	319	03.4496.B1BDA	303	03.4534.CU.LE	264	03.4570.CUC1V	288	03.4587.BU.DA	306
03.4297.GL.LE	320	03.4496.BUB	303	03.4534.GL	263	03.4570.CUCDA	288	03.4587.CU	306
03.4298.74	319	03.4496.BUB1V	303	03.4534.GL.LE	264	03.4570.GLC	288	03.4587.CU.1V	306
03.4298.B1	319	03.4496.BUBDA	303	03.4535.74	263	03.4570.GLC1V	288	03.4587.CU.DA	306
03.4298.BU	319	03.4496.CUB	303	03.4535.B1	263	03.4570.GLCDA	288	03.4587.GL	306
03.4298.CU	319	03.4496.CUB1V	303	03.4535.BU	263	03.4572.74	293	03.4587.GL.1V	306
03.4298.GL	319	03.4496.CUBDA	303	03.4535.CU	263	03.4572.B1	293	03.4587.GL.DA	306
03.4300.02B	414	03.4496.GLB	303	03.4535.GL	263	03.4572.BU	293	03.4588.74	308

QUICK SEARCH OF PRODUCT

Ref.	Page	Ref.	Page	Ref.	Page	Ref.	Page	Ref.	Page
03.4588.74.1V	308	03.4988.06ADA	374	03.5902.14	525	03.5941.14	526	03.6010.14	528
03.4588.74.DA	308	03.4989.06	374	03.5902.18	525	03.5941.18	526	03.6010.14.DA	528
03.4588.B1	308	03.4989.06.DA	374	03.5902.B1	525	03.5941.B1	526	03.6010.18	528
03.4588.B1.1V	308	03.4990.06A	374	03.5903.14	525	03.5942.14	526	03.6010.18.DA	528
03.4588.B1.DA	308	03.4990.06ADA	374	03.5903.18	525	03.5942.18	526	03.6010.B1	528
03.4588.BU	308	03.4991.06	374	03.5903.B1	525	03.5942.B1	526	03.6010.B1.DA	528
03.4588.BU.1V	308	03.4991.06.DA	374	03.5904.14	525	03.5943.14	526	03.6011.14	528
03.4588.BU.DA	308	03.4992.06A	372	03.5904.18	525	03.5943.18	526	03.6011.14.DA	528
03.4588.CU	308	03.4992.06ADA	372	03.5904.B1	525	03.5943.B1	526	03.6011.18	528
03.4588.CU.1V	308	03.4992.14A	372	03.5905.14	525	03.5944.14	526	03.6011.18.DA	528
03.4588.CU.DA	308	03.4992.14ADA	372	03.5905.18	525	03.5944.18	526	03.6011.B1	528
03.4588.GL	308	03.4992.GLA	372	03.5905.B1	525	03.5944.B1	526	03.6011.B1.DA	528
03.4588.GL.1V	308	03.4992.GLADA	372	03.5906.14	525	03.5945.14	526	03.6012.14	528
03.4588.GL.DA	308	03.4993.06	372	03.5906.18	525	03.5945.18	526	03.6012.14.DA	528
03.4589.74	308	03.4993.06.DA	372	03.5906.B1	525	03.5945.B1	526	03.6012.18	528
03.4589.74.1V	308	03.4993.14	372	03.5907.14	525	03.5946.14	526	03.6012.18.DA	528
03.4589.74.DA	308	03.4993.14.DA	372	03.5907.18	525	03.5946.18	526	03.6012.B1	528
03.4589.B1	308	03.4993.GL	372	03.5907.B1	525	03.5946.B1	526	03.6012.B1.DA	528
03.4589.B1.1V	308	03.4993.GL.DA	372	03.5910.14	528	03.5947.14	526	03.6013.14	528
03.4589.B1.DA	308	03.4994.06A	372	03.5910.18	528	03.5947.18	526	03.6013.14.DA	528
03.4589.BU	308	03.4994.06ADA	372	03.5910.B1	528	03.5947.B1	526	03.6013.18	528
03.4589.BU.1V	308	03.4994.14A	372	03.5911.14	528	03.5950.14	529	03.6013.18.DA	528
03.4589.BU.DA	308	03.4994.14ADA	372	03.5911.18	528	03.5950.18	529	03.6013.B1	528
03.4589.CU	308	03.4994.GLA	372	03.5911.B1	528	03.5950.B1	529	03.6013.B1.DA	528
03.4589.CU.1V	308	03.4994.GLADA	372	03.5912.14	528	03.5951.14	529	03.6014.14	528
03.4589.CU.DA	308	03.4995.06	372	03.5912.18	528	03.5951.18	529	03.6014.14.DA	528
03.4589.GL	308	03.4995.06.DA	372	03.5912.B1	528	03.5951.B1	529	03.6014.18	528
03.4589.GL.1V	308	03.4995.14	372	03.5913.14	528	03.5952.14	529	03.6014.18.DA	528
03.4589.GL.DA	308	03.4995.14.DA	372	03.5913.18	528	03.5952.18	529	03.6014.B1	528
03.4595.74C	288	03.4995.GL	372	03.5913.B1	528	03.5952.B1	529	03.6014.B1.DA	528
03.4595.74C1V	288	03.4995.GL.DA	372	03.5914.14	528	03.5953.14	529	03.6015.14	528
03.4595.74CDA	288	03.4996.06A	373	03.5914.18	528	03.5953.18	529	03.6015.14.DA	528
03.4595.B1C	288	03.4996.06ADA	373	03.5914.B1	528	03.5953.B1	529	03.6015.18	528
03.4595.B1C1V	288	03.4996.14.ADA	373	03.5915.14	528	03.5954.14	529	03.6015.18.DA	528
03.4595.B1CDA	288	03.4996.14A	373	03.5915.18	528	03.5954.18	529	03.6015.B1	528
03.4595.BUC	288	03.4996.GLA	373	03.5915.B1	528	03.5954.B1	529	03.6015.B1.DA	528
03.4595.BUC1V	288	03.4996.GLADA	373	03.5916.14	528	03.5955.14	529	03.6016.14	528
03.4595.BUCDA	288	03.4997.06	373	03.5916.18	528	03.5955.18	529	03.6016.14.DA	528
03.4595.CUC	288	03.4997.06.DA	373	03.5916.B1	528	03.5955.B1	529	03.6016.18	528
03.4595.CUC1V	288	03.4997.14	373	03.5917.14	528	03.5956.14	529	03.6016.18.DA	528
03.4595.CUCDA	288	03.4997.14.DA	373	03.5917.18	528	03.5956.18	529	03.6016.B1	528
03.4595.GLC	288	03.4997.GL	373	03.5917.B1	528	03.5956.B1	529	03.6016.B1.DA	528
03.4595.GLC1V	288	03.4997.GL.DA	373	03.5920.14	524	03.5957.14	529	03.6017.14	528
03.4595.GLCDA	288	03.4998.06A	373	03.5920.18	524	03.5957.18	529	03.6017.14.DA	528
03.4980.06A	372	03.4998.06ADA	373	03.5920.B1	524	03.5957.B1	529	03.6017.18	528
03.4980.06ADA	372	03.4998.14A	373	03.5921.14	524	03.6000.14	525	03.6017.18.DA	528
03.4980.14A	372	03.4998.14ADA	373	03.5921.18	524	03.6000.14.DA	525	03.6017.B1	528
03.4980.14ADA	372	03.4998.GLA	373	03.5921.B1	524	03.6000.18	525	03.6017.B1.DA	528
03.4980.GLA	372	03.4998.GLADA	373	03.5922.14	524	03.6000.18.DA	525	03.6020.14	524
03.4980.GLADA	372	03.4999.06	373	03.5922.18	524	03.6000.B1	525	03.6020.14.DA	524
03.4981.06	372	03.4999.06.DA	373	03.5922.B1	524	03.6000.B1.DA	525	03.6020.18	524
03.4981.06.DA	372	03.4999.14	373	03.5923.14	524	03.6001.14	525	03.6020.18.DA	524
03.4981.14	372	03.4999.14.DA	373	03.5923.18	524	03.6001.14.DA	525	03.6020.B1	524
03.4981.14.DA	372	03.4999.GL	373	03.5923.B1	524	03.6001.18	525	03.6020.B1.DA	524
03.4981.GL	372	03.4999.GL.DA	373	03.5924.14	524	03.6001.18.DA	525	03.6021.14	524
03.4981.GL.DA	372	03.5730.11B	530	03.5924.18	524	03.6001.B1	525	03.6021.14.DA	524
03.4982.06A	372	03.5730.ANB	530	03.5924.B1	524	03.6001.B1.DA	525	03.6021.18	524
03.4982.06ADA	372	03.5730.ASB	530	03.5925.14	524	03.6002.14	525	03.6021.18.DA	524
03.4982.14A	372	03.5730.B3B	530	03.5925.18	524	03.6002.14.DA	525	03.6021.B1	524
03.4982.14ADA	372	03.5731.11B	530	03.5925.B1	524	03.6002.18	525	03.6021.B1.DA	524
03.4982.GLA	372	03.5731.ANB	530	03.5926.14	524	03.6002.18.DA	525	03.6022.14	524
03.4982.GLADA	372	03.5731.ASB	530	03.5926.18	524	03.6002.B1	525	03.6022.14.DA	524
03.4983.06	372	03.5731.B3B	530	03.5926.B1	524	03.6002.B1.DA	525	03.6022.18	524
03.4983.06.DA	372	03.5732.11B	530	03.5927.14	524	03.6003.14	525	03.6022.18.DA	524
03.4983.14	372	03.5732.ANB	530	03.5927.18	524	03.6003.14.DA	525	03.6022.B1	524
03.4983.14.DA	372	03.5732.ASB	530	03.5927.B1	524	03.6003.18	525	03.6022.B1.DA	524
03.4983.GL	372	03.5732.B3B	530	03.5930.14	527	03.6003.18.DA	525	03.6023.14	524
03.4983.GL.DA	372	03.5733.11B	530	03.5930.18	527	03.6003.B1	525	03.6023.14.DA	524
03.4984.06A	373	03.5733.ANB	530	03.5930.B1	527	03.6003.B1.DA	525	03.6023.18	524
03.4984.06ADA	373	03.5733.ASB	530	03.5931.14	527	03.6004.14	525	03.6023.18.DA	524
03.4984.14A	373	03.5733.B3B	530	03.5931.18	527	03.6004.14.DA	525	03.6023.B1	524
03.4984.14ADA	373	03.5810.11B	531	03.5931.B1	527	03.6004.18	525	03.6023.B1.DA	524
03.4984.GLA	373	03.5810.ANB	531	03.5932.14	527	03.6004.18.DA	525	03.6024.14	524
03.4984.GLADA	373	03.5810.ASB	531	03.5932.18	527	03.6004.B1	525	03.6024.14.DA	524
03.4985.06	373	03.5810.B3B	531	03.5932.B1	527	03.6004.B1.DA	525	03.6024.18	524
03.4985.06.DA	373	03.5811.11B	531	03.5933.14	527	03.6005.14	525	03.6024.18.DA	524
03.4985.14	373	03.5811.ANB	531	03.5933.18	527	03.6005.14.DA	525	03.6024.B1	524
03.4985.14.DA	373	03.5811.ASB	531	03.5933.B1	527	03.6005.18	525	03.6024.B1.DA	524
03.4985.GL	373	03.5811.B3B	531	03.5934.14	527	03.6005.18.DA	525	03.6025.14	524
03.4985.GL.DA	373	03.5812.11B	531	03.5934.18	527	03.6005.B1	525	03.6025.14.DA	524
03.4986.06A	373	03.5812.ANB	531	03.5934.B1	527	03.6005.B1.DA	525	03.6025.18	524
03.4986.06ADA	373	03.5812.ASB	531	03.5935.14	527	03.6006.14	525	03.6025.18.DA	524
03.4986.14A	373	03.5812.B3B	531	03.5935.18	527	03.6006.14.DA	525	03.6025.B1	524
03.4986.14ADA	373	03.5813.11B	531	03.5935.B1	527	03.6006.18	525	03.6025.B1.DA	524
03.4986.GLA	373	03.5813.ANB	531	03.5936.14	527	03.6006.18.DA	525	03.6026.14	524
03.4986.GLADA	373	03.5813.ASB	531	03.5936.18	527	03.6006.B1	525	03.6026.14.DA	524
03.4987.06	373	03.5813.B3B	531	03.5936.B1	527	03.6006.B1.DA	525	03.6026.18	524
03.4987.06.DA	373	03.5900.14	525	03.5937.14	527	03.6007.14	525	03.6026.18.DA	524
03.4987.14	373	03.5900.18	525	03.5937.18	527	03.6007.14.DA	525	03.6026.B1	524
03.4987.14.DA	373	03.5900.B1	525	03.5937.B1	527	03.6007.18	525	03.6026.B1.DA	524
03.4987.GL	373	03.5901.14	525	03.5940.14	526	03.6007.18.DA	525	03.6027.14	524
03.4987.GL.DA	373	03.5901.18	525	03.5940.18	526	03.6007.B1	525	03.6027.14.DA	524
03.4988.06A	374	03.5901.B1	525	03.5940.B1	526	03.6007.B1.DA	525	03.6027.18	524

QUICK SEARCH OF PRODUCT

Ref.	Page	Ref.	Page	Ref.	Page	Ref.	Page	Ref.	Page
03.6027.18.DA	524	03.6047.14	526	03.6273.06CDA	108	03.6500.40A	365	03.6563.40.DA	368
03.6027.B1	524	03.6047.14.DA	526	03.6273.14C	108	03.6500.40ADA	365	03.6564.14A	367
03.6027.B1.DA	524	03.6047.18	526	03.6273.14CCB	108	03.6501.14A	365	03.6564.14ADA	367
03.6030.14	527	03.6047.18.DA	526	03.6273.14CDA	108	03.6501.14ADA	365	03.6564.40A	367
03.6030.14.DA	527	03.6047.B1	526	03.6273.30C	108	03.6501.40A	365	03.6564.40ADA	367
03.6030.18	527	03.6047.B1.DA	526	03.6273.30CCB	108	03.6501.40ADA	365	03.6565.14A	367
03.6030.18.DA	527	03.6050.14	529	03.6273.30CDA	108	03.6503.14A	365	03.6565.14ADA	367
03.6030.B1	527	03.6050.14.DA	529	03.6274.14A	108	03.6503.14ADA	365	03.6565.40A	367
03.6030.B1.DA	527	03.6050.18	529	03.6274.14ACB	108	03.6503.40A	365	03.6565.40ADA	367
03.6031.14	527	03.6050.18.DA	529	03.6274.14ADA	108	03.6503.40ADA	365	03.6566.14	367
03.6031.14.DA	527	03.6050.B1	529	03.6274.40A	108	03.6504.14A	365	03.6566.14.DA	367
03.6031.18	527	03.6050.B1.DA	529	03.6274.40ACB	108	03.6504.14ADA	365	03.6566.40	367
03.6031.18.DA	527	03.6051.14	529	03.6274.40ADA	108	03.6504.40A	365	03.6566.40.DA	367
03.6031.B1	527	03.6051.14.DA	529	03.6275.14A	108	03.6504.40ADA	365	03.6567.14	367
03.6031.B1.DA	527	03.6051.18	529	03.6275.14ACB	108	03.6506.14A	364	03.6567.14.DA	367
03.6032.14	527	03.6051.18.DA	529	03.6275.14ADA	108	03.6506.14ADA	364	03.6567.40	367
03.6032.14.DA	527	03.6051.B1	529	03.6275.40A	108	03.6506.40A	364	03.6567.40.DA	367
03.6032.18	527	03.6051.B1.DA	529	03.6275.40ACB	108	03.6506.40ADA	364	03.6568.14A	369
03.6032.18.DA	527	03.6052.14	529	03.6275.40ADA	108	03.6507.14A	364	03.6568.14ADA	369
03.6032.B1	527	03.6052.14.DA	529	03.6277.14A	108	03.6507.14ADA	364	03.6568.40A	369
03.6032.B1.DA	527	03.6052.18	529	03.6277.14ACB	108	03.6507.40A	364	03.6568.40ADA	369
03.6033.14	527	03.6052.18.DA	529	03.6277.14ADA	108	03.6507.40ADA	364	03.6569.14	369
03.6033.14.DA	527	03.6052.B1	529	03.6277.40A	108	03.6509.14A	364	03.6569.14.DA	369
03.6033.18	527	03.6052.B1.DA	529	03.6277.40ACB	108	03.6509.14ADA	364	03.6569.40	369
03.6033.18.DA	527	03.6053.14	529	03.6277.40ADA	108	03.6509.40A	364	03.6569.40.DA	369
03.6033.B1	527	03.6053.14.DA	529	03.6278.14A	108	03.6509.40ADA	364	03.6570.14A	368
03.6033.B1.DA	527	03.6053.18	529	03.6278.14ACB	108	03.6510.14A	364	03.6570.14ADA	368
03.6034.14	527	03.6053.18.DA	529	03.6278.14ADA	108	03.6510.14ADA	364	03.6570.40A	368
03.6034.14.DA	527	03.6053.B1	529	03.6278.40A	108	03.6510.40A	364	03.6570.40ADA	368
03.6034.18	527	03.6053.B1.DA	529	03.6278.40ACB	108	03.6510.40ADA	364	03.6571.14A	368
03.6034.18.DA	527	03.6054.14	529	03.6278.40ADA	108	03.6512.14A	366	03.6571.14ADA	368
03.6034.B1	527	03.6054.14.DA	529	03.6284.14	101	03.6512.14ADA	366	03.6571.40A	368
03.6034.B1.DA	527	03.6054.18	529	03.6284.14.CB	101	03.6512.40A	366	03.6571.40ADA	368
03.6035.14	527	03.6054.18.DA	529	03.6284.14.DA	101	03.6512.40ADA	366	03.6572.14	368
03.6035.14.DA	527	03.6054.B1	529	03.6284.40	101	03.6514.14A	366	03.6572.14.DA	368
03.6035.18	527	03.6054.B1.DA	529	03.6284.40.CB	101	03.6514.14ADA	366	03.6572.40	368
03.6035.18.DA	527	03.6055.14	529	03.6284.40.DA	101	03.6514.40A	366	03.6572.40.DA	368
03.6035.B1	527	03.6055.14.DA	529	03.6285.14	101	03.6514.40ADA	366	03.6573.14	368
03.6035.B1.DA	527	03.6055.18	529	03.6285.14.CB	101	03.6520.14A	365	03.6573.14.DA	368
03.6036.14	527	03.6055.18.DA	529	03.6285.14.DA	101	03.6520.14ADA	365	03.6573.40	368
03.6036.14.DA	527	03.6055.B1	529	03.6285.40	101	03.6520.40A	365	03.6573.40.DA	368
03.6036.18	527	03.6055.B1.DA	529	03.6285.40.CB	101	03.6520.40ADA	365	03.6574.14A	367
03.6036.18.DA	527	03.6056.14	529	03.6285.40.DA	101	03.6521.14A	365	03.6574.14ADA	367
03.6036.B1	527	03.6056.14.DA	529	03.6286.14	101	03.6521.14ADA	365	03.6574.40A	367
03.6036.B1.DA	527	03.6056.18	529	03.6286.14.CB	101	03.6521.40A	365	03.6574.40ADA	367
03.6037.14	527	03.6056.18.DA	529	03.6286.14.DA	101	03.6521.40ADA	365	03.6575.14A	367
03.6037.14.DA	527	03.6056.B1	529	03.6286.40	101	03.6523.14A	365	03.6575.14ADA	367
03.6037.18	527	03.6056.B1.DA	529	03.6286.40.CB	101	03.6523.14ADA	365	03.6575.40A	367
03.6037.18.DA	527	03.6057.14	529	03.6286.40.DA	101	03.6523.40A	365	03.6575.40ADA	367
03.6037.B1	527	03.6057.14.DA	529	03.6287.14	101	03.6523.40ADA	365	03.6576.14	367
03.6037.B1.DA	527	03.6057.18	529	03.6287.14.CB	101	03.6524.14A	365	03.6576.14.DA	367
03.6040.14	526	03.6057.18.DA	529	03.6287.14.DA	101	03.6524.14ADA	365	03.6576.40	367
03.6040.14.DA	526	03.6057.B1	529	03.6287.40	101	03.6524.40A	365	03.6576.40.DA	367
03.6040.18	526	03.6057.B1.DA	529	03.6287.40.CB	101	03.6524.40ADA	365	03.6577.14	367
03.6040.18.DA	526	03.6150.05	411	03.6287.40.DA	101	03.6526.14A	364	03.6577.14.DA	367
03.6040.B1	526	03.6150.14	411	03.6295.14	106	03.6526.14ADA	364	03.6577.40	367
03.6040.B1.DA	526	03.6150.30	411	03.6295.14.CB	106	03.6526.40A	364	03.6577.40.DA	367
03.6041.14	526	03.6150.GN	411	03.6295.14.DA	106	03.6526.40ADA	364	03.6578.14A	369
03.6041.14.DA	526	03.6154.05A	411	03.6296.14	106	03.6527.14A	364	03.6578.14ADA	369
03.6041.18	526	03.6154.14A	411	03.6296.14.CB	106	03.6527.14ADA	364	03.6578.40A	369
03.6041.18.DA	526	03.6154.30A	411	03.6296.14.DA	106	03.6527.40A	364	03.6578.40ADA	369
03.6041.B1	526	03.6154.GNA	411	03.6297.14	106	03.6527.40ADA	364	03.6579.14	369
03.6041.B1.DA	526	03.6170.05	503	03.6297.14.CB	106	03.6529.14A	364	03.6579.14.DA	369
03.6042.14	526	03.6170.14	503	03.6297.14.DA	106	03.6529.14ADA	364	03.6579.40	369
03.6042.14.DA	526	03.6170.30	503	03.6298.14	106	03.6529.40A	364	03.6579.40.DA	369
03.6042.18	526	03.6170.GN	503	03.6298.14.CB	106	03.6529.40ADA	364	03.6603.14	388
03.6042.18.DA	526	03.6174.05A	503	03.6298.14.DA	106	03.6530.14A	364	03.6603.14.DA	388
03.6042.B1	526	03.6174.14A	503	03.6302.14A	99	03.6530.14ADA	364	03.6603.40	388
03.6042.B1.DA	526	03.6174.30A	503	03.6302.14ACB	99	03.6530.40A	364	03.6603.40.DA	388
03.6043.14	526	03.6174.GNA	503	03.6302.14ADA	99	03.6530.40ADA	364	03.6604.14	388
03.6043.14.DA	526	03.6260.14.CB	107	03.6303.14A	99	03.6532.14A	366	03.6604.14.DA	388
03.6043.18	526	03.6260.14.DA	107	03.6303.14ACB	99	03.6532.14ADA	366	03.6604.40	388
03.6043.18.DA	526	03.6260.14B	107	03.6303.14ADA	99	03.6532.40A	366	03.6604.40.DA	388
03.6043.B1	526	03.6261.14.CB	107	03.6305.14	100	03.6532.40ADA	366	03.6605.14	388
03.6043.B1.DA	526	03.6261.14.DA	107	03.6305.14.CB	100	03.6534.14A	366	03.6605.14.DA	388
03.6044.14	526	03.6261.14B	107	03.6305.14.DA	100	03.6534.14ADA	366	03.6605.40	388
03.6044.14.DA	526	03.6262.14.CB	107	03.6306.14	100	03.6534.40A	366	03.6605.40.DA	388
03.6044.18	526	03.6262.14.DA	107	03.6306.14.CB	100	03.6534.40ADA	366	03.6606.14	388
03.6044.18.DA	526	03.6262.14B	107	03.6306.14.DA	100	03.6560.14A	368	03.6606.14.DA	388
03.6044.B1	526	03.6263.14.CB	107	03.6415.05B	409	03.6560.14ADA	368	03.6606.40	388
03.6044.B1.DA	526	03.6263.14.DA	107	03.6415.14B	409	03.6560.40A	368	03.6606.40.DA	388
03.6045.14	526	03.6263.14B	107	03.6415.40B	409	03.6560.40ADA	368	03.6607.14	388
03.6045.14.DA	526	03.6272.06C	108	03.6416.05B	409	03.6561.14A	368	03.6607.14.DA	388
03.6045.18	526	03.6272.06CCB	108	03.6416.14B	409	03.6561.14ADA	368	03.6607.40	388
03.6045.18.DA	526	03.6272.06CDA	108	03.6416.40B	409	03.6561.40A	368	03.6607.40.DA	388
03.6045.B1	526	03.6272.14C	108	03.6417.05B	409	03.6561.40ADA	368	03.6608.14	388
03.6045.B1.DA	526	03.6272.14CCB	108	03.6417.14B	409	03.6562.14	368	03.6608.14.DA	388
03.6046.14	526	03.6272.14CDA	108	03.6417.40B	409	03.6562.14.DA	368	03.6608.40	388
03.6046.14.DA	526	03.6272.30C	108	03.6418.05B	409	03.6562.40	368	03.6608.40.DA	388
03.6046.18	526	03.6272.30CCB	108	03.6418.14B	409	03.6562.40.DA	368	03.6610.1B	387
03.6046.18.DA	526	03.6272.30CDA	108	03.6418.40B	409	03.6563.14	368	03.6610.1B.DA	387
03.6046.B1	526	03.6273.06C	108	03.6500.14A	365	03.6563.14.DA	368	03.6610.1C	387
03.6046.B1.DA	526	03.6273.06CCB	108	03.6500.14ADA	365	03.6563.40	368	03.6610.1C.DA	387

QUICK SEARCH OF PRODUCT

Ref.	Page	Ref.	Page	Ref.	Page	Ref.	Page	Ref.	Page
03.6610.3B	387	03.6806.14ADA	391	03.6823.40A	391	03.7310.40ADA	207	03.7352.14A	213
03.6610.3B.DA	387	03.6806.40A	391	03.6823.40ADA	391	03.7311.14A	207	03.7352.14ADA	213
03.6610.3C	387	03.6806.40ADA	391	03.6824.06A	390	03.7311.14ADA	207	03.7352.40A	213
03.6610.3C.DA	387	03.6807.14A	391	03.6824.06ADA	390	03.7311.40A	207	03.7352.40ADA	213
03.6611.1B	387	03.6807.14ADA	391	03.6824.40A	390	03.7311.40ADA	207	03.7353.14A	213
03.6611.1B.DA	387	03.6807.40A	391	03.6824.40ADA	390	03.7312.14A	207	03.7353.14ADA	213
03.6611.1C	387	03.6807.40ADA	391	03.6825.06A	390	03.7312.14ADA	207	03.7353.40A	213
03.6611.1C.DA	387	03.6808.14A	391	03.6825.06ADA	390	03.7312.40A	207	03.7353.40ADA	213
03.6611.3B	387	03.6808.14ADA	391	03.6825.40A	390	03.7312.40ADA	207	03.7354.14A	213
03.6611.3B.DA	387	03.6808.40A	391	03.6825.40ADA	390	03.7313.14A	207	03.7354.14ADA	213
03.6611.3C	387	03.6808.40ADA	391	03.6826.06A	390	03.7313.14ADA	207	03.7354.40A	213
03.6611.3C.DA	387	03.6809.1BA	390	03.6826.06ADA	390	03.7313.40A	207	03.7354.40ADA	213
03.6613.1B	389	03.6809.1BADA	390	03.6826.40A	390	03.7313.40ADA	207	03.7355.14A	213
03.6613.1B.DA	389	03.6809.1CA	390	03.6826.40ADA	390	03.7314.14A	207	03.7355.14ADA	213
03.6613.1C	389	03.6809.1CADA	390	03.6827.06A	393	03.7314.14ADA	207	03.7355.40A	213
03.6613.1C.DA	389	03.6809.3BA	390	03.6827.06ADA	393	03.7314.40A	207	03.7355.40ADA	213
03.6613.3B	389	03.6809.3BADA	390	03.6827.40A	393	03.7314.40ADA	207	03.7356.14A	213
03.6613.3B.DA	389	03.6809.3CA	390	03.6827.40ADA	393	03.7315.14A	207	03.7356.14ADA	213
03.6613.3C	389	03.6809.3CADA	390	03.6828.06A	393	03.7315.14ADA	207	03.7356.40A	213
03.6613.3C.DA	389	03.6810.1BA	390	03.6828.06ADA	393	03.7315.40A	207	03.7356.40ADA	213
03.6614.1B	389	03.6810.1BADA	390	03.6828.40A	393	03.7315.40ADA	207	03.7357.14A	213
03.6614.1B.DA	389	03.6810.1CA	390	03.6828.40ADA	393	03.7316.14A	209	03.7357.14ADA	213
03.6614.1C	389	03.6810.1CADA	390	03.6829.06A	393	03.7316.14ADA	209	03.7357.40A	213
03.6614.1C.DA	389	03.6810.3BA	390	03.6829.06ADA	393	03.7316.40A	209	03.7357.40ADA	213
03.6614.3B	389	03.6810.3BADA	390	03.6829.40A	393	03.7316.40ADA	209	03.7358.14A	215
03.6614.3B.DA	389	03.6810.3CA	390	03.6829.40ADA	393	03.7317.14A	209	03.7358.14ADA	215
03.6614.3C	389	03.6810.3CADA	390	03.7000.14	98	03.7317.14ADA	209	03.7358.40A	215
03.6614.3C.DA	389	03.6811.1BA	390	03.7000.14.CB	98	03.7317.40A	209	03.7358.40ADA	215
03.6618.14	388	03.6811.1BADA	390	03.7000.14.DA	98	03.7317.40ADA	209	03.7359.14A	215
03.6618.14.DA	388	03.6811.1CA	390	03.7001.14	98	03.7318.14A	209	03.7359.14ADA	215
03.6618.40	388	03.6811.1CADA	390	03.7001.14.CB	98	03.7318.14ADA	209	03.7359.40A	215
03.6618.40.DA	388	03.6811.3BA	390	03.7001.14.DA	98	03.7318.40A	209	03.7359.40ADA	215
03.6619.14	388	03.6811.3BADA	390	03.7002.14	98	03.7318.40ADA	209	03.7360.14A	215
03.6619.14.DA	388	03.6811.3CA	390	03.7002.14.CB	98	03.7319.14A	209	03.7360.14ADA	215
03.6619.40	388	03.6811.3CADA	390	03.7002.14.DA	98	03.7319.14ADA	209	03.7360.40A	215
03.6619.40.DA	388	03.6812.1BA	393	03.7003.14	98	03.7319.40A	209	03.7360.40ADA	215
03.6620.14	388	03.6812.1BADA	393	03.7003.14.CB	98	03.7319.40ADA	209	03.7361.14A	215
03.6620.14.DA	388	03.6812.1CA	393	03.7003.14.DA	98	03.7320.14A	209	03.7361.14ADA	215
03.6620.40	388	03.6812.1CADA	393	03.7004.14	98	03.7320.14ADA	209	03.7361.40A	215
03.6620.40.DA	388	03.6812.3BA	393	03.7004.14.CB	98	03.7320.40A	209	03.7361.40ADA	215
03.6621.14	388	03.6812.3BADA	393	03.7004.14.DA	98	03.7320.40ADA	209	03.7362.14A	215
03.6621.14.DA	388	03.6812.3CA	393	03.7005.14	98	03.7321.14A	209	03.7362.14ADA	215
03.6621.40	388	03.6812.3CADA	393	03.7005.14.CB	98	03.7321.14ADA	209	03.7362.40A	215
03.6621.40.DA	388	03.6813.1BA	393	03.7005.14.DA	98	03.7321.40A	209	03.7362.40ADA	215
03.6622.14	388	03.6813.1BADA	393	03.7006.14	98	03.7321.40ADA	209	03.7363.14A	215
03.6622.14.DA	388	03.6813.1CA	393	03.7006.14.CB	98	03.7322.14A	209	03.7363.14ADA	215
03.6622.40	388	03.6813.1CADA	393	03.7006.14.DA	98	03.7322.14ADA	209	03.7363.40A	215
03.6622.40.DA	388	03.6813.3BA	393	03.7007.14	98	03.7322.40A	209	03.7363.40ADA	215
03.6623.14	388	03.6813.3BADA	393	03.7007.14.CB	98	03.7322.40ADA	209	03.7364.14A	215
03.6623.14.DA	388	03.6813.3CA	393	03.7007.14.DA	98	03.7323.14A	209	03.7364.14ADA	215
03.6623.40	388	03.6813.3CADA	393	03.7300.14A	205	03.7323.14ADA	209	03.7364.40A	215
03.6623.40.DA	388	03.6814.1BA	393	03.7300.14ADA	205	03.7323.40A	209	03.7364.40ADA	215
03.6625.06	387	03.6814.1BADA	393	03.7300.40A	205	03.7323.40ADA	209	03.7365.14A	215
03.6625.06.DA	387	03.6814.1CA	393	03.7300.40ADA	205	03.7324.14A	211	03.7365.14ADA	215
03.6625.40	387	03.6814.1CADA	393	03.7301.14A	205	03.7324.14ADA	211	03.7365.40A	215
03.6625.40.DA	387	03.6814.3BA	393	03.7301.14ADA	205	03.7324.40A	211	03.7365.40ADA	215
03.6626.06	387	03.6814.3BADA	393	03.7301.40A	205	03.7324.40ADA	211	03.7366.14A	217
03.6626.06.DA	387	03.6814.3CA	393	03.7301.40ADA	205	03.7325.14A	211	03.7366.14ADA	217
03.6626.40	387	03.6814.3CADA	393	03.7302.14A	205	03.7325.14ADA	211	03.7366.40A	217
03.6626.40.DA	387	03.6815.14A	392	03.7302.14ADA	205	03.7325.40A	211	03.7366.40ADA	217
03.6628.06	389	03.6815.14ADA	392	03.7302.40A	205	03.7325.40ADA	211	03.7367.14A	217
03.6628.06.DA	389	03.6815.40A	392	03.7302.40ADA	205	03.7326.14A	211	03.7367.14ADA	217
03.6628.40	389	03.6815.40ADA	392	03.7303.14A	205	03.7326.14ADA	211	03.7367.40A	217
03.6628.40.DA	389	03.6816.14.ADA	392	03.7303.14ADA	205	03.7326.40A	211	03.7367.40ADA	217
03.6629.06	389	03.6816.14A	392	03.7303.40A	205	03.7326.40ADA	211	03.7368.14A	217
03.6629.06.DA	389	03.6816.40A	392	03.7303.40ADA	205	03.7327.14A	211	03.7368.14ADA	217
03.6629.40	389	03.6816.40ADA	392	03.7304.14A	205	03.7327.14ADA	211	03.7368.40A	217
03.6629.40.DA	389	03.6817.14A	392	03.7304.14ADA	205	03.7327.40A	211	03.7368.40ADA	217
03.6800.14A	392	03.6817.14ADA	392	03.7304.40A	205	03.7327.40ADA	211	03.7369.14A	217
03.6800.14ADA	392	03.6817.40A	392	03.7304.40ADA	205	03.7328.14A	211	03.7369.14ADA	217
03.6800.40A	392	03.6817.40ADA	392	03.7305.14A	205	03.7328.14ADA	211	03.7369.40A	217
03.6800.40ADA	392	03.6818.14A	391	03.7305.14ADA	205	03.7328.40A	211	03.7369.40ADA	217
03.6801.14A	392	03.6818.14ADA	391	03.7305.40A	205	03.7328.40ADA	211	03.7370.14A	217
03.6801.14ADA	392	03.6818.40A	391	03.7305.40ADA	205	03.7329.14A	211	03.7370.14ADA	217
03.6801.40A	392	03.6818.40ADA	391	03.7306.14A	205	03.7329.14ADA	211	03.7370.40A	217
03.6801.40ADA	392	03.6819.14A	391	03.7306.14ADA	205	03.7329.40A	211	03.7370.40ADA	217
03.6802.14A	392	03.6819.14ADA	391	03.7306.40A	205	03.7329.40ADA	211	03.7371.14A	217
03.6802.14ADA	392	03.6819.40A	391	03.7306.40ADA	205	03.7330.14A	211	03.7371.14ADA	217
03.6802.40A	392	03.6819.40ADA	391	03.7307.14A	205	03.7330.14ADA	211	03.7371.40A	217
03.6802.40ADA	392	03.6820.14A	391	03.7307.14ADA	205	03.7330.40A	211	03.7371.40ADA	217
03.6803.14A	391	03.6820.14ADA	391	03.7307.40A	205	03.7330.40ADA	211	03.7372.14A	217
03.6803.14ADA	391	03.6820.40A	391	03.7307.40ADA	205	03.7331.14A	211	03.7372.14ADA	217
03.6803.40A	391	03.6820.40ADA	391	03.7308.14A	207	03.7331.14ADA	211	03.7372.40A	217
03.6803.40ADA	391	03.6821.14A	391	03.7308.14ADA	207	03.7331.40A	211	03.7372.40ADA	217
03.6804.14A	391	03.6821.14ADA	391	03.7308.40A	207	03.7331.40ADA	211	03.7373.14A	217
03.6804.14ADA	391	03.6821.40A	391	03.7308.40ADA	207	03.7350.14A	213	03.7373.14ADA	217
03.6804.40A	391	03.6821.40ADA	391	03.7309.14A	207	03.7350.14ADA	213	03.7373.40A	217
03.6804.40ADA	391	03.6822.14A	391	03.7309.14ADA	207	03.7350.40A	213	03.7373.40ADA	217
03.6805.14A	391	03.6822.14ADA	391	03.7309.40A	207	03.7350.40ADA	213	03.7374.14A	219
03.6805.14ADA	391	03.6822.40A	391	03.7309.40ADA	207	03.7351.14A	213	03.7374.14ADA	219
03.6805.40A	391	03.6822.40ADA	391	03.7310.14A	207	03.7351.14ADA	213	03.7374.40A	219
03.6805.40ADA	391	03.6823.14A	391	03.7310.14ADA	207	03.7351.40A	213	03.7374.40ADA	219
03.6806.14A	391	03.6823.14ADA	391	03.7310.40A	207	03.7351.40ADA	213	03.7375.14A	219

QUICK SEARCH OF PRODUCT

Ref.	Page	Ref.	Page	Ref.	Page	Ref.	Page	Ref.	Page
03.7375.14ADA	219	03.8027.05.CB	129	03.8042.40.DA	125	03.8052.40.CB	22	03.8072.40	128
03.7375.40A	219	03.8027.05.DA	129	03.8043.05	21	03.8052.40.CB	126	03.8072.40.1V	24
03.7375.40ADA	219	03.8027.14	129	03.8043.05	125	03.8052.40.DA	22	03.8072.40.1V	128
03.7376.14A	219	03.8027.14.1V	129	03.8043.05.1V	21	03.8052.40.DA	126	03.8072.40.CB	24
03.7376.14ADA	219	03.8027.14.CB	129	03.8043.05.1V	125	03.8053.05	22	03.8072.40.CB	128
03.7376.40A	219	03.8027.14.DA	129	03.8043.05.CB	21	03.8053.05	126	03.8072.40.DA	24
03.7376.40ADA	219	03.8027.40	129	03.8043.05.CB	125	03.8053.05.1V	22	03.8072.40.DA	128
03.7377.14A	219	03.8027.40.1V	129	03.8043.05.DA	21	03.8053.05.1V	126	03.8073.05	24
03.7377.14ADA	219	03.8027.40.CB	129	03.8043.05.DA	125	03.8053.05.CB	22	03.8073.05	128
03.7377.40A	219	03.8027.40.DA	129	03.8043.14	21	03.8053.05.CB	126	03.8073.05.1V	24
03.7377.40ADA	219	03.8028.05	129	03.8043.14	125	03.8053.05.DA	22	03.8073.05.1V	128
03.7378.14A	219	03.8028.05.1V	129	03.8043.14.1V	21	03.8053.05.DA	126	03.8073.05.CB	24
03.7378.14ADA	219	03.8028.05.CB	129	03.8043.14.1V	125	03.8053.14	22	03.8073.05.CB	128
03.7378.40A	219	03.8028.05.DA	129	03.8043.14.CB	21	03.8053.14	126	03.8073.05.DA	24
03.7378.40ADA	219	03.8028.14	129	03.8043.14.CB	125	03.8053.14.1V	22	03.8073.05.DA	128
03.7379.14A	219	03.8028.14.1V	129	03.8043.14.DA	21	03.8053.14.1V	126	03.8073.14	24
03.7379.14ADA	219	03.8028.14.CB	129	03.8043.14.DA	125	03.8053.14.CB	22	03.8073.14	128
03.7379.40A	219	03.8028.14.DA	129	03.8043.40	21	03.8053.14.CB	126	03.8073.14.1V	24
03.7379.40ADA	219	03.8028.40	129	03.8043.40	125	03.8053.14.DA	22	03.8073.14.1V	128
03.7380.14A	219	03.8028.40.1V	129	03.8043.40.1V	21	03.8053.14.DA	126	03.8073.14.CB	24
03.7380.14ADA	219	03.8028.40.CB	129	03.8043.40.1V	125	03.8053.40	22	03.8073.14.CB	128
03.7380.40A	219	03.8028.40.DA	129	03.8043.40.CB	21	03.8053.40	126	03.8073.14.DA	24
03.7380.40ADA	219	03.8032.05	20	03.8043.40.CB	125	03.8053.40.1V	22	03.8073.14.DA	128
03.7381.14A	219	03.8032.05	124	03.8043.40.DA	21	03.8053.40.1V	126	03.8073.40	24
03.7381.14ADA	219	03.8032.05.1V	20	03.8043.40.DA	125	03.8053.40.CB	22	03.8073.40	128
03.7381.40A	219	03.8032.05.1V	124	03.8044.05	21	03.8053.40.CB	126	03.8073.40.1V	24
03.7381.40ADA	219	03.8032.05.CB	20	03.8044.05	125	03.8053.40.DA	22	03.8073.40.1V	128
03.8000.14	123	03.8032.05.CB	124	03.8044.05.1V	21	03.8053.40.DA	126	03.8073.40.CB	24
03.8000.14.1V	123	03.8032.05.DA	20	03.8044.05.1V	125	03.8054.05	22	03.8073.40.CB	128
03.8000.14.CB	123	03.8032.05.DA	124	03.8044.05.CB	21	03.8054.05	126	03.8073.40.DA	24
03.8000.14.DA	123	03.8032.14	20	03.8044.05.CB	125	03.8054.05.1V	22	03.8073.40.DA	128
03.8001.14	123	03.8032.14	124	03.8044.05.DA	21	03.8054.05.1V	126	03.8074.05	24
03.8001.14.1V	123	03.8032.14.1V	20	03.8044.05.DA	125	03.8054.05.CB	22	03.8074.05	128
03.8001.14.CB	123	03.8032.14.1V	124	03.8044.14	21	03.8054.05.CB	126	03.8074.05.1V	24
03.8001.14.DA	123	03.8032.14.CB	20	03.8044.14	125	03.8054.05.DA	22	03.8074.05.1V	128
03.8002.14	123	03.8032.14.CB	124	03.8044.14.1V	21	03.8054.05.DA	126	03.8074.05.CB	24
03.8002.14.1V	123	03.8032.14.DA	20	03.8044.14.1V	125	03.8054.14	22	03.8074.05.CB	128
03.8002.14.CB	123	03.8032.14.DA	124	03.8044.14.CB	21	03.8054.14	126	03.8074.05.DA	24
03.8002.14.DA	123	03.8032.40	20	03.8044.14.CB	125	03.8054.14.1V	22	03.8074.05.DA	128
03.8003.14	123	03.8032.40	124	03.8044.14.DA	21	03.8054.14.1V	126	03.8074.14	24
03.8003.14.1V	123	03.8032.40.1V	20	03.8044.14.DA	125	03.8054.14.CB	22	03.8074.14	128
03.8003.14.CB	123	03.8032.40.1V	124	03.8044.40	21	03.8054.14.CB	126	03.8074.14.1V	24
03.8003.14.DA	123	03.8032.40.CB	20	03.8044.40	125	03.8054.14.DA	22	03.8074.14.1V	128
03.8004.14	123	03.8032.40.CB	124	03.8044.40.1V	21	03.8054.14.DA	126	03.8074.14.CB	24
03.8004.14.1V	123	03.8032.40.DA	20	03.8044.40.1V	125	03.8054.40	22	03.8074.14.CB	128
03.8004.14.CB	123	03.8032.40.DA	124	03.8044.40.CB	21	03.8054.40	126	03.8074.14.DA	24
03.8004.14.DA	123	03.8033.05	20	03.8044.40.CB	125	03.8054.40.1V	22	03.8074.14.DA	128
03.8005.14	123	03.8033.05	124	03.8044.40.DA	21	03.8054.40.1V	126	03.8074.40	24
03.8005.14.1V	123	03.8033.05.1V	20	03.8044.40.DA	125	03.8054.40.CB	22	03.8074.40	128
03.8005.14.CB	123	03.8033.05.1V	124	03.8045.05	21	03.8054.40.CB	126	03.8074.40.1V	24
03.8005.14.DA	123	03.8033.05.CB	20	03.8045.05	125	03.8054.40.DA	22	03.8074.40.1V	128
03.8006.14	123	03.8033.05.CB	124	03.8045.05.1V	21	03.8054.40.DA	126	03.8074.40.CB	24
03.8006.14.1V	123	03.8033.05.DA	20	03.8045.05.1V	125	03.8055.05	22	03.8074.40.CB	128
03.8006.14.CB	123	03.8033.05.DA	124	03.8045.05.CB	21	03.8055.05	126	03.8074.40.DA	24
03.8006.14.DA	123	03.8033.14	20	03.8045.05.CB	125	03.8055.05.1V	22	03.8074.40.DA	128
03.8007.14	123	03.8033.14	124	03.8045.05.DA	21	03.8055.05.1V	126	03.8075.05	24
03.8007.14.1V	123	03.8033.14.1V	20	03.8045.05.DA	125	03.8055.05.CB	22	03.8075.05	128
03.8007.14.CB	123	03.8033.14.1V	124	03.8045.14	21	03.8055.05.CB	126	03.8075.05.1V	24
03.8007.14.DA	123	03.8033.14.CB	20	03.8045.14	125	03.8055.05.DA	22	03.8075.05.1V	128
03.8008.14	123	03.8033.14.CB	124	03.8045.14.1V	21	03.8055.05.DA	126	03.8075.05.CB	24
03.8008.14.1V	123	03.8033.14.DA	20	03.8045.14.1V	125	03.8055.14	22	03.8075.05.CB	128
03.8008.14.CB	123	03.8033.14.DA	124	03.8045.14.CB	21	03.8055.14	126	03.8075.05.DA	24
03.8008.14.DA	123	03.8033.40	20	03.8045.14.CB	125	03.8055.14.1V	22	03.8075.05.DA	128
03.8009.14	123	03.8033.40	124	03.8045.14.DA	21	03.8055.14.1V	126	03.8075.14	24
03.8009.14.1V	123	03.8033.40.1V	20	03.8045.14.DA	125	03.8055.14.CB	22	03.8075.14	128
03.8009.14.CB	123	03.8033.40.1V	124	03.8045.40	21	03.8055.14.CB	126	03.8075.14.1V	24
03.8009.14.DA	123	03.8033.40.CB	20	03.8045.40	125	03.8055.14.DA	22	03.8075.14.1V	128
03.8025.05	129	03.8033.40.CB	124	03.8045.40.1V	21	03.8055.14.DA	126	03.8075.14.CB	24
03.8025.05.1V	129	03.8033.40.DA	20	03.8045.40.1V	125	03.8055.40	22	03.8075.14.CB	128
03.8025.05.CB	129	03.8033.40.DA	124	03.8045.40.CB	21	03.8055.40	126	03.8075.14.DA	24
03.8025.05.DA	129	03.8042.05	21	03.8045.40.CB	125	03.8055.40.1V	22	03.8075.14.DA	128
03.8025.14	129	03.8042.05	125	03.8045.40.DA	21	03.8055.40.1V	126	03.8075.40	24
03.8025.14.1V	129	03.8042.05.1V	21	03.8045.40.DA	125	03.8055.40.CB	22	03.8075.40	128
03.8025.14.CB	129	03.8042.05.1V	125	03.8052.05	22	03.8055.40.CB	126	03.8075.40.1V	24
03.8025.14.DA	129	03.8042.05.CB	21	03.8052.05	126	03.8055.40.DA	22	03.8075.40.1V	128
03.8025.40	129	03.8042.05.CB	125	03.8052.05.1V	22	03.8055.40.DA	126	03.8075.40.CB	24
03.8025.40.1V	129	03.8042.05.DA	21	03.8052.05.1V	126	03.8072.05	24	03.8075.40.CB	128
03.8025.40.CB	129	03.8042.05.DA	125	03.8052.05.CB	22	03.8072.05	128	03.8075.40.DA	24
03.8025.40.DA	129	03.8042.14	21	03.8052.05.CB	126	03.8072.05.1V	24	03.8075.40.DA	128
03.8026.05	129	03.8042.14	125	03.8052.05.DA	22	03.8072.05.1V	128	03.8076.05	24
03.8026.05.1V	129	03.8042.14.1V	21	03.8052.05.DA	126	03.8072.05.CB	24	03.8076.05	128
03.8026.05.CB	129	03.8042.14.1V	125	03.8052.14	22	03.8072.05.CB	128	03.8076.05.1V	24
03.8026.05.DA	129	03.8042.14.CB	21	03.8052.14	126	03.8072.05.DA	24	03.8076.05.1V	128
03.8026.14	129	03.8042.14.CB	125	03.8052.14.1V	22	03.8072.05.DA	128	03.8076.05.CB	24
03.8026.14.1V	129	03.8042.14.DA	21	03.8052.14.1V	126	03.8072.14	24	03.8076.05.CB	128
03.8026.14.CB	129	03.8042.14.DA	125	03.8052.14.CB	22	03.8072.14	128	03.8076.05.DA	24
03.8026.14.DA	129	03.8042.40	21	03.8052.14.CB	126	03.8072.14.1V	24	03.8076.05.DA	128
03.8026.40	129	03.8042.40	125	03.8052.14.DA	22	03.8072.14.1V	128	03.8076.14	24
03.8026.40.1V	129	03.8042.40.1V	21	03.8052.14.DA	126	03.8072.14.CB	24	03.8076.14	128
03.8026.40.CB	129	03.8042.40.1V	125	03.8052.40	22	03.8072.14.CB	128	03.8076.14.1V	24
03.8026.40.DA	129	03.8042.40.CB	21	03.8052.40	126	03.8072.14.DA	24	03.8076.14.1V	128
03.8027.05	129	03.8042.40.CB	125	03.8052.40.1V	22	03.8072.14.DA	128	03.8076.14.CB	24
03.8027.05.1V	129	03.8042.40.DA	21	03.8052.40.1V	126	03.8072.40	24	03.8076.14.CB	128

QUICK SEARCH OF PRODUCT

Ref.	Page	Ref.	Page	Ref.	Page	Ref.	Page	Ref.	Page
03.8076.14.DA	24	03.8107.14.DA	18	03.8132.RC.CB	26	03.8143.40.DA	25	03.8157.40.CB	23
03.8076.14.DA	128	03.8107.40	18	03.8132.RC.DA	26	03.8154.05	23	03.8157.40.CB	127
03.8076.40	24	03.8107.40.1V	18	03.8133.00	26	03.8154.05	127	03.8157.40.DA	23
03.8076.40	128	03.8107.40.CB	18	03.8133.00.1V	26	03.8154.05.1V	23	03.8157.40.DA	127
03.8076.40.1V	24	03.8107.40.DA	18	03.8133.00.CB	26	03.8154.05.1V	127	03.8300.14A	189
03.8076.40.1V	128	03.8110.14	19	03.8133.00.DA	26	03.8154.05.CB	23	03.8300.14ADA	189
03.8076.40.CB	24	03.8110.14.1V	19	03.8133.FU	26	03.8154.05.CB	127	03.8300.40A	189
03.8076.40.CB	128	03.8110.14.CB	19	03.8133.FU.1V	26	03.8154.05.DA	23	03.8300.40ADA	189
03.8076.40.DA	24	03.8110.14.DA	19	03.8133.FU.CB	26	03.8154.05.DA	127	03.8301.14A	189
03.8076.40.DA	128	03.8110.40	19	03.8133.FU.DA	26	03.8154.14	23	03.8301.14ADA	189
03.8077.05	24	03.8110.40.1V	19	03.8133.RC	26	03.8154.14	127	03.8301.40A	189
03.8077.05	128	03.8110.40.CB	19	03.8133.RC.1V	26	03.8154.14.1V	23	03.8301.40ADA	189
03.8077.05.1V	24	03.8110.40.DA	19	03.8133.RC.CB	26	03.8154.14.1V	127	03.8302.14A	189
03.8077.05.1V	128	03.8111.14	19	03.8133.RC.DA	26	03.8154.14.CB	23	03.8302.14ADA	189
03.8077.05.CB	24	03.8111.14.1V	19	03.8135.00	26	03.8154.14.CB	127	03.8302.40A	189
03.8077.05.CB	128	03.8111.14.CB	19	03.8135.00.1V	26	03.8154.14.DA	23	03.8302.40ADA	189
03.8077.05.DA	24	03.8111.14.DA	19	03.8135.00.CB	26	03.8154.14.DA	127	03.8303.14A	189
03.8077.05.DA	128	03.8111.40	19	03.8135.00.DA	26	03.8154.40	23	03.8303.14ADA	189
03.8077.14	24	03.8111.40.1V	19	03.8135.FU	26	03.8154.40	127	03.8303.40A	189
03.8077.14	128	03.8111.40.CB	19	03.8135.FU.1V	26	03.8154.40.1V	23	03.8303.40ADA	189
03.8077.14.1V	24	03.8111.40.DA	19	03.8135.FU.CB	26	03.8154.40.1V	127	03.8304.14A	189
03.8077.14.1V	128	03.8112.14	19	03.8135.FU.DA	26	03.8154.40.CB	23	03.8304.14ADA	189
03.8077.14.CB	24	03.8112.14.1V	19	03.8135.RC	26	03.8154.40.CB	127	03.8304.40A	189
03.8077.14.CB	128	03.8112.14.CB	19	03.8135.RC.1V	26	03.8154.40.DA	23	03.8304.40ADA	189
03.8077.14.DA	24	03.8112.14.DA	19	03.8135.RC.CB	26	03.8154.40.DA	127	03.8305.14A	189
03.8077.14.DA	128	03.8112.40	19	03.8135.RC.DA	26	03.8155.05	23	03.8305.14ADA	189
03.8077.40	24	03.8112.40.1V	19	03.8136.00	27	03.8155.05	127	03.8305.40A	189
03.8077.40	128	03.8112.40.CB	19	03.8136.00.1V	27	03.8155.05.1V	23	03.8305.40ADA	189
03.8077.40.1V	24	03.8112.40.DA	19	03.8136.00.CB	27	03.8155.05.1V	127	03.8306.14A	189
03.8077.40.1V	128	03.8115.14	19	03.8136.00.DA	27	03.8155.05.CB	23	03.8306.14ADA	189
03.8077.40.CB	24	03.8115.14.1V	19	03.8136.FU	27	03.8155.05.CB	127	03.8306.40A	189
03.8077.40.CB	128	03.8115.14.CB	19	03.8136.FU.1V	27	03.8155.05.DA	23	03.8306.40ADA	189
03.8077.40.DA	24	03.8115.14.DA	19	03.8136.FU.CB	27	03.8155.05.DA	127	03.8307.14A	189
03.8077.40.DA	128	03.8115.40	19	03.8136.FU.DA	27	03.8155.14	23	03.8307.14ADA	189
03.8090.14	130	03.8115.40.1V	19	03.8136.RC	27	03.8155.14	127	03.8307.40A	189
03.8090.14.1V	130	03.8115.40.CB	19	03.8136.RC.1V	27	03.8155.14.1V	23	03.8307.40ADA	189
03.8090.14.CB	130	03.8115.40.DA	19	03.8136.RC.CB	27	03.8155.14.1V	127	03.8308.14A	191
03.8090.14.DA	130	03.8116.14	19	03.8136.RC.DA	27	03.8155.14.CB	23	03.8308.14ADA	191
03.8090.40	130	03.8116.14.1V	19	03.8137.00	26	03.8155.14.CB	127	03.8308.40A	191
03.8090.40.1V	130	03.8116.14.CB	19	03.8137.00.1V	26	03.8155.14.DA	23	03.8308.40ADA	191
03.8090.40.CB	130	03.8116.14.DA	19	03.8137.00.CB	26	03.8155.14.DA	127	03.8309.14A	191
03.8090.40.DA	130	03.8116.40	19	03.8137.00.DA	26	03.8155.40	23	03.8309.14ADA	191
03.8091.14	130	03.8116.40.1V	19	03.8137.FU	26	03.8155.40	127	03.8309.40A	191
03.8091.14.1V	130	03.8116.40.CB	19	03.8137.FU.1V	26	03.8155.40.1V	23	03.8309.40ADA	191
03.8091.14.CB	130	03.8116.40.DA	19	03.8137.FU.CB	26	03.8155.40.1V	127	03.8310.14A	191
03.8091.14.DA	130	03.8117.14	19	03.8137.FU.DA	26	03.8155.40.CB	23	03.8310.14ADA	191
03.8091.40	130	03.8117.14.1V	19	03.8137.RC	26	03.8155.40.CB	127	03.8310.40A	191
03.8091.40.1V	130	03.8117.14.CB	19	03.8137.RC.1V	26	03.8155.40.DA	23	03.8310.40ADA	191
03.8091.40.CB	130	03.8117.14.DA	19	03.8137.RC.CB	26	03.8155.40.DA	127	03.8311.14A	191
03.8091.40.DA	130	03.8117.40	19	03.8137.RC.DA	26	03.8156.05	23	03.8311.14ADA	191
03.8100.14	18	03.8117.40.1V	19	03.8138.00	27	03.8156.05	127	03.8311.40A	191
03.8100.14.1V	18	03.8117.40.CB	19	03.8138.00.1V	27	03.8156.05.1V	23	03.8311.40ADA	191
03.8100.14.CB	18	03.8117.40.DA	19	03.8138.00.CB	27	03.8156.05.1V	127	03.8312.14A	191
03.8100.14.DA	18	03.8120.14	17	03.8138.00.DA	27	03.8156.05.CB	23	03.8312.14ADA	191
03.8100.40	18	03.8120.40	17	03.8138.FU	27	03.8156.05.CB	127	03.8312.40A	191
03.8100.40.1V	18	03.8121.14	17	03.8138.FU.1V	27	03.8156.05.DA	23	03.8312.40ADA	191
03.8100.40.CB	18	03.8121.40	17	03.8138.FU.CB	27	03.8156.05.DA	127	03.8313.14A	191
03.8100.40.DA	18	03.8122.14	17	03.8138.FU.DA	27	03.8156.14	23	03.8313.14ADA	191
03.8101.14	18	03.8122.40	17	03.8138.RC	27	03.8156.14	127	03.8313.40A	191
03.8101.14.1V	18	03.8130.00	26	03.8138.RC.1V	27	03.8156.14.1V	23	03.8313.40ADA	191
03.8101.14.CB	18	03.8130.00.1V	26	03.8138.RC.CB	27	03.8156.14.1V	127	03.8314.14A	191
03.8101.14.DA	18	03.8130.00.CB	26	03.8138.RC.DA	27	03.8156.14.CB	23	03.8314.14ADA	191
03.8101.40	18	03.8130.00.DA	26	03.8140.14	25	03.8156.14.CB	127	03.8314.40A	191
03.8101.40.1V	18	03.8130.FU	26	03.8140.14.1V	25	03.8156.14.DA	23	03.8314.40ADA	191
03.8101.40.CB	18	03.8130.FU.1V	26	03.8140.14.CB	25	03.8156.14.DA	127	03.8315.14A	191
03.8101.40.DA	18	03.8130.FU.CB	26	03.8140.14.DA	25	03.8156.40	23	03.8315.14ADA	191
03.8102.14	18	03.8130.FU.DA	26	03.8140.40	25	03.8156.40	127	03.8315.40A	191
03.8102.14.1V	18	03.8130.RC	26	03.8140.40.1V	25	03.8156.40.1V	23	03.8315.40ADA	191
03.8102.14.CB	18	03.8130.RC.1V	26	03.8140.40.CB	25	03.8156.40.1V	127	03.8316.14A	193
03.8102.14.DA	18	03.8130.RC.CB	26	03.8140.40.DA	25	03.8156.40.CB	23	03.8316.14ADA	193
03.8102.40	18	03.8130.RC.DA	26	03.8141.14	25	03.8156.40.CB	127	03.8316.40A	193
03.8102.40.1V	18	03.8131.00	26	03.8141.14.1V	25	03.8156.40.DA	23	03.8316.40ADA	193
03.8102.40.CB	18	03.8131.00.1V	26	03.8141.14.CB	25	03.8156.40.DA	127	03.8317.14A	193
03.8102.40.DA	18	03.8131.00.CB	26	03.8141.14.DA	25	03.8157.05	23	03.8317.14ADA	193
03.8105.14	18	03.8131.00.DA	26	03.8141.40	25	03.8157.05	127	03.8317.40A	193
03.8105.14.1V	18	03.8131.FU	26	03.8141.40.1V	25	03.8157.05.1V	23	03.8317.40ADA	193
03.8105.14.CB	18	03.8131.FU.1V	26	03.8141.40.CB	25	03.8157.05.1V	127	03.8318.14A	193
03.8105.14.DA	18	03.8131.FU.CB	26	03.8141.40.DA	25	03.8157.05.CB	23	03.8318.14ADA	193
03.8105.40	18	03.8131.FU.DA	26	03.8142.14	25	03.8157.05.CB	127	03.8318.40A	193
03.8105.40.1V	18	03.8131.RC	26	03.8142.14.1V	25	03.8157.05.DA	23	03.8318.40ADA	193
03.8105.40.CB	18	03.8131.RC.1V	26	03.8142.14.CB	25	03.8157.05.DA	127	03.8319.14A	193
03.8105.40.DA	18	03.8131.RC.CB	26	03.8142.14.DA	25	03.8157.14	23	03.8319.14ADA	193
03.8106.14	18	03.8131.RC.DA	26	03.8142.40	25	03.8157.14	127	03.8319.40A	193
03.8106.14.1V	18	03.8132.00	26	03.8142.40.1V	25	03.8157.14.1V	23	03.8319.40ADA	193
03.8106.14.CB	18	03.8132.00.1V	26	03.8142.40.CB	25	03.8157.14.1V	127	03.8320.14A	193
03.8106.14.DA	18	03.8132.00.CB	26	03.8142.40.DA	25	03.8157.14.CB	23	03.8320.14ADA	193
03.8106.40	18	03.8132.00.DA	26	03.8143.14	25	03.8157.14.CB	127	03.8320.40A	193
03.8106.40.1V	18	03.8132.FU	26	03.8143.14.1V	25	03.8157.14.DA	23	03.8320.40ADA	193
03.8106.40.CB	18	03.8132.FU.1V	26	03.8143.14.CB	25	03.8157.14.DA	127	03.8321.14A	193
03.8106.40.DA	18	03.8132.FU.CB	26	03.8143.14.DA	25	03.8157.40	23	03.8321.14ADA	193
03.8107.14	18	03.8132.FU.DA	26	03.8143.40	25	03.8157.40	127	03.8321.40A	193
03.8107.14.1V	18	03.8132.RC	26	03.8143.40.1V	25	03.8157.40.1V	23	03.8321.40ADA	193
03.8107.14.CB	18	03.8132.RC.1V	26	03.8143.40.CB	25	03.8157.40.1V	127	03.8322.14A	193

QUICK SEARCH OF PRODUCT

Ref.	Page	Ref.	Page	Ref.	Page	Ref.	Page	Ref.	Page
03.8322.14ADA	193	03.8363.40A	199	03.8413.40	34	03.8522.18	12	03.8646.GLA	229
03.8322.40A	193	03.8363.40ADA	199	03.8414.14	34	03.8522.GN	12	03.8647.06A	229
03.8322.40ADA	193	03.8364.14A	199	03.8414.40	34	03.8600.06A	228	03.8647.14A	229
03.8323.14A	193	03.8364.14ADA	199	03.8415.14	34	03.8600.14A	228	03.8647.40A	229
03.8323.14ADA	193	03.8364.40A	199	03.8415.40	34	03.8600.40A	228	03.8647.GLA	229
03.8323.40A	193	03.8364.40ADA	199	03.8420.14	36	03.8600.GLA	228	03.8820.14A	188
03.8323.40ADA	193	03.8365.14A	199	03.8420.40	36	03.8601.06A	228	03.8820.14ADA	188
03.8324.14A	195	03.8365.14ADA	199	03.8421.14	36	03.8601.14A	228	03.8820.40A	188
03.8324.14ADA	195	03.8365.40A	199	03.8421.40	36	03.8601.40A	228	03.8820.40ADA	188
03.8324.40A	195	03.8365.40ADA	199	03.8422.14	36	03.8601.GLA	228	03.8821.14A	188
03.8324.40ADA	195	03.8366.14A	201	03.8422.40	36	03.8602.06A	229	03.8821.14ADA	188
03.8325.14A	195	03.8366.14ADA	201	03.8423.14	36	03.8602.14A	229	03.8821.40A	188
03.8325.14ADA	195	03.8366.40A	201	03.8423.40	36	03.8602.40A	229	03.8821.40ADA	188
03.8325.40A	195	03.8366.40ADA	201	03.8424.14	36	03.8602.GLA	229	03.8822.14A	188
03.8325.40ADA	195	03.8367.14A	201	03.8424.40	36	03.8603.06A	228	03.8822.14ADA	188
03.8326.14A	195	03.8367.14ADA	201	03.8425.14	36	03.8603.14A	228	03.8822.40A	188
03.8326.14ADA	195	03.8367.40A	201	03.8425.40	36	03.8603.40A	228	03.8822.40ADA	188
03.8326.40A	195	03.8367.40ADA	201	03.8430.14	31	03.8603.GLA	228	03.8823.14A	188
03.8326.40ADA	195	03.8368.14A	201	03.8430.40	31	03.8604.06A	228	03.8823.14ADA	188
03.8327.14A	195	03.8368.14ADA	201	03.8431.14	31	03.8604.14A	228	03.8823.40A	188
03.8327.14ADA	195	03.8368.40A	201	03.8431.40	31	03.8604.40A	228	03.8823.40ADA	188
03.8327.40A	195	03.8368.40ADA	201	03.8432.14	31	03.8604.GLA	228	03.8824.14A	188
03.8327.40ADA	195	03.8369.14A	201	03.8432.40	31	03.8605.06A	229	03.8824.14ADA	188
03.8328.14A	195	03.8369.14ADA	201	03.8440.14	34	03.8605.14A	229	03.8824.40A	188
03.8328.14ADA	195	03.8369.40A	201	03.8440.40	34	03.8605.40A	229	03.8824.40ADA	188
03.8328.40A	195	03.8369.40ADA	201	03.8441.14	35	03.8605.GLA	229	03.8825.14A	188
03.8328.40ADA	195	03.8370.14A	201	03.8441.40	35	03.8610.06A	228	03.8825.14ADA	188
03.8329.14A	195	03.8370.14ADA	201	03.8442.14	34	03.8610.14A	228	03.8825.40A	188
03.8329.14ADA	195	03.8370.40A	201	03.8442.40	34	03.8610.40A	228	03.8825.40ADA	188
03.8329.40A	195	03.8370.40ADA	201	03.8443.14	35	03.8610.GLA	228	03.8826.14A	188
03.8329.40ADA	195	03.8371.14A	201	03.8443.40	35	03.8611.06A	228	03.8826.14ADA	188
03.8330.14A	195	03.8371.14ADA	201	03.8450.14	35	03.8611.14A	228	03.8826.40A	188
03.8330.14ADA	195	03.8371.40A	201	03.8450.40	35	03.8611.40A	228	03.8826.40ADA	188
03.8330.40A	195	03.8371.40ADA	201	03.8451.14	35	03.8611.GLA	228	03.8827.14A	188
03.8330.40ADA	195	03.8372.14A	201	03.8451.40	35	03.8612.06A	229	03.8827.14ADA	188
03.8331.14A	195	03.8372.14ADA	201	03.8500.14.1V	11	03.8612.14A	229	03.8827.40A	188
03.8331.14ADA	195	03.8372.40A	201	03.8500.14.CB	11	03.8612.40A	229	03.8827.40ADA	188
03.8331.40A	195	03.8372.40ADA	201	03.8500.14.DA	11	03.8612.GLA	229	03.8828.14A	190
03.8331.40ADA	195	03.8373.14A	201	03.8500.18.1V	11	03.8613.06A	228	03.8828.14ADA	190
03.8350.14A	197	03.8373.14ADA	201	03.8500.18.CB	11	03.8613.14A	228	03.8828.40A	190
03.8350.14ADA	197	03.8373.40A	201	03.8500.18.DA	11	03.8613.40A	228	03.8828.40ADA	190
03.8350.40A	197	03.8373.40ADA	201	03.8500.GN.1V	11	03.8613.GLA	228	03.8829.14A	190
03.8350.40ADA	197	03.8374.14A	203	03.8500.GN.CB	11	03.8614.06A	228	03.8829.14ADA	190
03.8351.14A	197	03.8374.14ADA	203	03.8500.GN.DA	11	03.8614.14A	228	03.8829.40A	190
03.8351.14ADA	197	03.8374.40A	203	03.8501.14.1V	11	03.8614.40A	228	03.8829.40ADA	190
03.8351.40A	197	03.8374.40ADA	203	03.8501.14.CB	11	03.8614.GLA	228	03.8830.14A	190
03.8351.40ADA	197	03.8375.14A	203	03.8501.14.DA	11	03.8615.06A	229	03.8830.14ADA	190
03.8352.14A	197	03.8375.14ADA	203	03.8501.18.1V	11	03.8615.14A	229	03.8830.40A	190
03.8352.14ADA	197	03.8375.40A	203	03.8501.18.CB	11	03.8615.40A	229	03.8830.40ADA	190
03.8352.40A	197	03.8375.40ADA	203	03.8501.18.DA	11	03.8615.GLA	229	03.8831.14A	190
03.8352.40ADA	197	03.8376.14A	203	03.8501.GN.1V	11	03.8630.06A	229	03.8831.14ADA	190
03.8353.14A	197	03.8376.14ADA	203	03.8501.GN.CB	11	03.8630.14A	229	03.8831.40A	190
03.8353.14ADA	197	03.8376.40A	203	03.8501.GN.DA	11	03.8630.40A	229	03.8831.40ADA	190
03.8353.40A	197	03.8376.40ADA	203	03.8505.14.1V	11	03.8630.GLA	229	03.8832.14A	190
03.8353.40ADA	197	03.8377.14A	203	03.8505.14.CB	11	03.8631.06A	229	03.8832.14ADA	190
03.8354.14A	197	03.8377.14ADA	203	03.8505.14.DA	11	03.8631.14A	229	03.8832.40A	190
03.8354.14ADA	197	03.8377.40A	203	03.8505.18.1V	11	03.8631.40A	229	03.8832.40ADA	190
03.8354.40A	197	03.8377.40ADA	203	03.8505.18.CB	11	03.8631.GLA	229	03.8833.14A	190
03.8354.40ADA	197	03.8378.14A	203	03.8505.18.DA	11	03.8635.06A	229	03.8833.14ADA	190
03.8355.14A	197	03.8378.14ADA	203	03.8505.GN.1V	11	03.8635.14A	229	03.8833.40A	190
03.8355.14ADA	197	03.8378.40A	203	03.8505.GN.CB	11	03.8635.40A	229	03.8833.40ADA	190
03.8355.40A	197	03.8378.40ADA	203	03.8505.GN.DA	11	03.8635.GLA	229	03.8834.14A	190
03.8355.40ADA	197	03.8379.14A	203	03.8506.14.1V	11	03.8636.06A	229	03.8834.14ADA	190
03.8356.14A	197	03.8379.14ADA	203	03.8506.14.CB	11	03.8636.14A	229	03.8834.40A	190
03.8356.14ADA	197	03.8379.40A	203	03.8506.14.DA	11	03.8636.40A	229	03.8834.40ADA	190
03.8356.40A	197	03.8379.40ADA	203	03.8506.18.1V	11	03.8636.GLA	229	03.8835.14A	190
03.8356.40ADA	197	03.8380.14A	203	03.8506.18.CB	11	03.8640.06A	228	03.8835.14ADA	190
03.8357.14A	197	03.8380.14ADA	203	03.8506.18.DA	11	03.8640.14A	228	03.8835.40A	190
03.8357.14ADA	197	03.8380.40A	203	03.8506.GN.1V	11	03.8640.40A	228	03.8835.40ADA	190
03.8357.40A	197	03.8380.40ADA	203	03.8506.GN.CB	11	03.8640.GLA	228	03.8836.14A	192
03.8357.40ADA	197	03.8381.14A	203	03.8506.GN.DA	11	03.8641.06A	228	03.8836.14ADA	192
03.8358.14A	199	03.8381.14ADA	203	03.8510.14	12	03.8641.14A	228	03.8836.40A	192
03.8358.14ADA	199	03.8381.40A	203	03.8510.18	12	03.8641.40A	228	03.8836.40ADA	192
03.8358.40A	199	03.8381.40ADA	203	03.8510.GN	12	03.8641.GLA	228	03.8837.14A	192
03.8358.40ADA	199	03.8400.14	33	03.8511.14	12	03.8642.06A	229	03.8837.14ADA	192
03.8359.14A	199	03.8400.40	33	03.8511.18	12	03.8642.14A	229	03.8837.40A	192
03.8359.14ADA	199	03.8401.14	33	03.8511.GN	12	03.8642.40A	229	03.8837.40ADA	192
03.8359.40A	199	03.8401.40	33	03.8512.14	12	03.8642.GLA	229	03.8838.14A	192
03.8359.40ADA	199	03.8402.14	33	03.8512.18	12	03.8643.06A	228	03.8838.14ADA	192
03.8360.14A	199	03.8402.40	33	03.8512.GN	12	03.8643.14A	228	03.8838.40A	192
03.8360.14ADA	199	03.8403.14	33	03.8513.14	12	03.8643.40A	228	03.8838.40ADA	192
03.8360.40A	199	03.8403.40	33	03.8513.18	12	03.8643.GLA	228	03.8839.14A	192
03.8360.40ADA	199	03.8404.14	33	03.8513.GN	12	03.8644.06A	228	03.8839.14ADA	192
03.8361.14A	199	03.8404.40	33	03.8514.14	12	03.8644.14A	228	03.8839.40A	192
03.8361.14ADA	199	03.8405.14	33	03.8514.18	12	03.8644.40A	228	03.8839.40ADA	192
03.8361.40A	199	03.8405.40	33	03.8514.GN	12	03.8644.GLA	228	03.8840.14A	192
03.8361.40ADA	199	03.8410.14	34	03.8520.14	12	03.8645.06A	229	03.8840.14ADA	192
03.8362.14A	199	03.8410.40	34	03.8520.18	12	03.8645.14A	229	03.8840.40A	192
03.8362.14ADA	199	03.8411.14	34	03.8520.GN	12	03.8645.40A	229	03.8840.40ADA	192
03.8362.40A	199	03.8411.40	34	03.8521.14	12	03.8645.GLA	229	03.8841.14A	192
03.8362.40ADA	199	03.8412.14	34	03.8521.18	12	03.8646.06A	229	03.8841.14ADA	192
03.8363.14A	199	03.8412.40	34	03.8521.GN	12	03.8646.14A	229	03.8841.40A	192
03.8363.14ADA	199	03.8413.14	34	03.8522.14	12	03.8646.40A	229	03.8841.40ADA	192

QUICK SEARCH OF PRODUCT

Ref.	Page	Ref.	Page	Ref.	Page	Ref.	Page	Ref.	Page
03.8842.14A	192	03.8865.14ADA	198	03.8888.40A	204	03.8911.40ADA	210	03.8935.14A	216
03.8842.14ADA	192	03.8865.40A	198	03.8888.40ADA	204	03.8912.14A	210	03.8935.14ADA	216
03.8842.40A	192	03.8865.40ADA	198	03.8889.14A	204	03.8912.14ADA	210	03.8935.40A	216
03.8842.40ADA	192	03.8866.14A	198	03.8889.14ADA	204	03.8912.40A	210	03.8935.40ADA	216
03.8843.14A	192	03.8866.14ADA	198	03.8889.40A	204	03.8912.40ADA	210	03.8936.14A	216
03.8843.14ADA	192	03.8866.40A	198	03.8889.40ADA	204	03.8913.14A	210	03.8936.14ADA	216
03.8843.40A	192	03.8866.40ADA	198	03.8890.14A	204	03.8913.14ADA	210	03.8936.40A	216
03.8843.40ADA	192	03.8867.14A	198	03.8890.14ADA	204	03.8913.40A	210	03.8936.40ADA	216
03.8844.14A	194	03.8867.14ADA	198	03.8890.40A	204	03.8913.40ADA	210	03.8937.14A	216
03.8844.14ADA	194	03.8867.40A	198	03.8890.40ADA	204	03.8914.14A	210	03.8937.14ADA	216
03.8844.40A	194	03.8867.40ADA	198	03.8891.14A	204	03.8914.14ADA	210	03.8937.40A	216
03.8844.40ADA	194	03.8868.14A	200	03.8891.14ADA	204	03.8914.40A	210	03.8937.40ADA	216
03.8845.14A	194	03.8868.14ADA	200	03.8891.40A	204	03.8914.40ADA	210	03.8938.14A	216
03.8845.14ADA	194	03.8868.40A	200	03.8891.40ADA	204	03.8915.14A	210	03.8938.14ADA	216
03.8845.40A	194	03.8868.40ADA	200	03.8892.14A	206	03.8915.14ADA	210	03.8938.40A	216
03.8845.40ADA	194	03.8869.14A	200	03.8892.14ADA	206	03.8915.40A	210	03.8938.40ADA	216
03.8846.14A	194	03.8869.14ADA	200	03.8892.40A	206	03.8915.40ADA	210	03.8939.14A	216
03.8846.14ADA	194	03.8869.40A	200	03.8892.40ADA	206	03.8916.14A	212	03.8939.14ADA	216
03.8846.40A	194	03.8869.40ADA	200	03.8893.14A	206	03.8916.14ADA	212	03.8939.40A	216
03.8846.40ADA	194	03.8870.14A	200	03.8893.14ADA	206	03.8916.40A	212	03.8939.40ADA	216
03.8847.14A	194	03.8870.14ADA	200	03.8893.40A	206	03.8916.40ADA	212	03.8940.14A	218
03.8847.14ADA	194	03.8870.40A	200	03.8893.40ADA	206	03.8917.14A	212	03.8940.14ADA	218
03.8847.40A	194	03.8870.40ADA	200	03.8894.14A	206	03.8917.14ADA	212	03.8940.40A	218
03.8847.40ADA	194	03.8871.14A	200	03.8894.14ADA	206	03.8917.40A	212	03.8940.40ADA	218
03.8848.14A	194	03.8871.14ADA	200	03.8894.40A	206	03.8917.40ADA	212	03.8941.14A	218
03.8848.14ADA	194	03.8871.40A	200	03.8894.40ADA	206	03.8918.14A	212	03.8941.14ADA	218
03.8848.40A	194	03.8871.40ADA	200	03.8895.14A	206	03.8918.14ADA	212	03.8941.40A	218
03.8848.40ADA	194	03.8872.14A	200	03.8895.14ADA	206	03.8918.40A	212	03.8941.40ADA	218
03.8849.14A	194	03.8872.14ADA	200	03.8895.40A	206	03.8918.40ADA	212	03.8942.14A	218
03.8849.14ADA	194	03.8872.40A	200	03.8895.40ADA	206	03.8919.14A	212	03.8942.14ADA	218
03.8849.40A	194	03.8872.40ADA	200	03.8896.14A	206	03.8919.14ADA	212	03.8942.40A	218
03.8849.40ADA	194	03.8873.14A	200	03.8896.14ADA	206	03.8919.40A	212	03.8942.40ADA	218
03.8850.14A	194	03.8873.14ADA	200	03.8896.40A	206	03.8919.40ADA	212	03.8943.14A	218
03.8850.14ADA	194	03.8873.40A	200	03.8896.40ADA	206	03.8920.14A	212	03.8943.14ADA	218
03.8850.40A	194	03.8873.40ADA	200	03.8897.14A	206	03.8920.14ADA	212	03.8943.40A	218
03.8850.40ADA	194	03.8874.14A	200	03.8897.14ADA	206	03.8920.40A	212	03.8943.40ADA	218
03.8851.14A	194	03.8874.14ADA	200	03.8897.40A	206	03.8920.40ADA	212	03.8944.14A	218
03.8851.14ADA	194	03.8874.40A	200	03.8897.40ADA	206	03.8921.14A	212	03.8944.14ADA	218
03.8851.40A	194	03.8874.40ADA	200	03.8898.14A	206	03.8921.14ADA	212	03.8944.40A	218
03.8851.40ADA	194	03.8875.14A	200	03.8898.14ADA	206	03.8921.40A	212	03.8944.40ADA	218
03.8852.14A	196	03.8875.14ADA	200	03.8898.40A	206	03.8921.40ADA	212	03.8945.14A	218
03.8852.14ADA	196	03.8875.40A	200	03.8898.40ADA	206	03.8922.14A	212	03.8945.14ADA	218
03.8852.40A	196	03.8875.40ADA	200	03.8899.14A	206	03.8922.14ADA	212	03.8945.40A	218
03.8852.40ADA	196	03.8876.14A	202	03.8899.14ADA	206	03.8922.40A	212	03.8945.40ADA	218
03.8853.14A	196	03.8876.14ADA	202	03.8899.40A	206	03.8922.40ADA	212	03.8946.14A	218
03.8853.14ADA	196	03.8876.40A	202	03.8899.40ADA	206	03.8923.14A	212	03.8946.14ADA	218
03.8853.40A	196	03.8876.40ADA	202	03.8900.14A	208	03.8923.14ADA	212	03.8946.40A	218
03.8853.40ADA	196	03.8877.14A	202	03.8900.14ADA	208	03.8923.40A	212	03.8946.40ADA	218
03.8854.14A	196	03.8877.14ADA	202	03.8900.40A	208	03.8923.40ADA	212	03.8947.14A	218
03.8854.14ADA	196	03.8877.40A	202	03.8900.40ADA	208	03.8924.14A	214	03.8947.14ADA	218
03.8854.40A	196	03.8877.40ADA	202	03.8901.14A	208	03.8924.14ADA	214	03.8947.40A	218
03.8854.40ADA	196	03.8878.14A	202	03.8901.14ADA	208	03.8924.40A	214	03.8947.40ADA	218
03.8855.14A	196	03.8878.14ADA	202	03.8901.40A	208	03.8924.40ADA	214	03.8948.14A	102
03.8855.14ADA	196	03.8878.40A	202	03.8901.40ADA	208	03.8925.14A	214	03.8948.14ACB	102
03.8855.40A	196	03.8878.40ADA	202	03.8902.14A	208	03.8925.14ADA	214	03.8948.14ADA	102
03.8855.40ADA	196	03.8879.14A	202	03.8902.14ADA	208	03.8925.40A	214	03.8948.40A	102
03.8856.14A	196	03.8879.14ADA	202	03.8902.40A	208	03.8925.40ADA	214	03.8948.40ACB	102
03.8856.14ADA	196	03.8879.40A	202	03.8902.40ADA	208	03.8926.14A	214	03.8948.40ADA	102
03.8856.40A	196	03.8879.40ADA	202	03.8903.14A	208	03.8926.14ADA	214	03.8949.14A	102
03.8856.40ADA	196	03.8880.14A	202	03.8903.14ADA	208	03.8926.40A	214	03.8949.14ACB	102
03.8857.14A	196	03.8880.14ADA	202	03.8903.40A	208	03.8926.40ADA	214	03.8949.14ADA	102
03.8857.14ADA	196	03.8880.40A	202	03.8903.40ADA	208	03.8927.14A	214	03.8949.40A	102
03.8857.40A	196	03.8880.40ADA	202	03.8904.14A	208	03.8927.14ADA	214	03.8949.40ACB	102
03.8857.40ADA	196	03.8881.14A	202	03.8904.14ADA	208	03.8927.40A	214	03.8949.40ADA	102
03.8858.14A	196	03.8881.14ADA	202	03.8904.40A	208	03.8927.40ADA	214	03.8950.14A	102
03.8858.14ADA	196	03.8881.40A	202	03.8904.40ADA	208	03.8928.14A	214	03.8950.14ACB	102
03.8858.40A	196	03.8881.40ADA	202	03.8905.14A	208	03.8928.14ADA	214	03.8950.14ADA	102
03.8858.40ADA	196	03.8882.14A	202	03.8905.14ADA	208	03.8928.40A	214	03.8950.40A	102
03.8859.14A	196	03.8882.14ADA	202	03.8905.40A	208	03.8928.40ADA	214	03.8950.40ACB	102
03.8859.14ADA	196	03.8882.40A	202	03.8905.40ADA	208	03.8929.14A	214	03.8950.40ADA	102
03.8859.40A	196	03.8882.40ADA	202	03.8906.14A	208	03.8929.14ADA	214	03.8951.14A	102
03.8859.40ADA	196	03.8883.14A	202	03.8906.14ADA	208	03.8929.40A	214	03.8951.14ACB	102
03.8860.14A	198	03.8883.14ADA	202	03.8906.40A	208	03.8929.40ADA	214	03.8951.14ADA	102
03.8860.14ADA	198	03.8883.40A	202	03.8906.40ADA	208	03.8930.14A	214	03.8951.40A	102
03.8860.40A	198	03.8883.40ADA	202	03.8907.14A	208	03.8930.14ADA	214	03.8951.40ACB	102
03.8860.40ADA	198	03.8884.14A	204	03.8907.14ADA	208	03.8930.40A	214	03.8951.40ADA	102
03.8861.14A	198	03.8884.14ADA	204	03.8907.40A	208	03.8930.40ADA	214	03.8952.14A	102
03.8861.14ADA	198	03.8884.40A	204	03.8907.40ADA	208	03.8931.14A	214	03.8952.14ACB	102
03.8861.40A	198	03.8884.40ADA	204	03.8908.14A	210	03.8931.14ADA	214	03.8952.14ADA	102
03.8861.40ADA	198	03.8885.14A	204	03.8908.14ADA	210	03.8931.40A	214	03.8952.40A	102
03.8862.14A	198	03.8885.14ADA	204	03.8908.40A	210	03.8931.40ADA	214	03.8952.40ACB	102
03.8862.14ADA	198	03.8885.40A	204	03.8908.40ADA	210	03.8932.14A	216	03.8952.40ADA	102
03.8862.40A	198	03.8885.40ADA	204	03.8909.14A	210	03.8932.14ADA	216	03.8953.14A	102
03.8862.40ADA	198	03.8886.14A	204	03.8909.14ADA	210	03.8932.40A	216	03.8953.14ACB	102
03.8863.14A	198	03.8886.14ADA	204	03.8909.40A	210	03.8932.40ADA	216	03.8953.14ADA	102
03.8863.14ADA	198	03.8886.40A	204	03.8909.40ADA	210	03.8933.14A	216	03.8953.40A	102
03.8863.40A	198	03.8886.40ADA	204	03.8910.14A	210	03.8933.14ADA	216	03.8953.40ACB	102
03.8863.40ADA	198	03.8887.14A	204	03.8910.14ADA	210	03.8933.40A	216	03.8953.40ADA	102
03.8864.14A	198	03.8887.14ADA	204	03.8910.40A	210	03.8933.40ADA	216	03.8954.14A	102
03.8864.14ADA	198	03.8887.40A	204	03.8910.40ADA	210	03.8934.14A	216	03.8954.14ACB	102
03.8864.40A	198	03.8887.40ADA	204	03.8911.14A	210	03.8934.14ADA	216	03.8954.14ADA	102
03.8864.40ADA	198	03.8888.14A	204	03.8911.14ADA	210	03.8934.40A	216	03.8954.40A	102
03.8865.14A	198	03.8888.14ADA	204	03.8911.40A	210	03.8934.40ADA	216	03.8954.40ACB	102

QUICK SEARCH OF PRODUCT

Ref.	Page	Ref.	Page	Ref.	Page	Ref.	Page	Ref.	Page
03.8954.40ADA	102	03.9106.40A	189	03.9135.40ADA	191	03.9165.14A	195	03.9213.14ADA	196
03.8955.14A	102	03.9106.40ADA	189	03.9136.14A	191	03.9165.14ADA	195	03.9213.40A	196
03.8955.14ACB	102	03.9107.14A	189	03.9136.14ADA	191	03.9165.40A	195	03.9213.40ADA	196
03.8955.14ADA	102	03.9107.14ADA	189	03.9136.40A	191	03.9165.40ADA	195	03.9215.14A	197
03.8955.40A	102	03.9107.40A	189	03.9136.40ADA	191	03.9166.14A	195	03.9215.14ADA	197
03.8955.40ACB	102	03.9107.40ADA	189	03.9137.14A	191	03.9166.14ADA	195	03.9215.40A	197
03.8955.40ADA	102	03.9108.14A	189	03.9137.14ADA	191	03.9166.40A	195	03.9215.40ADA	197
03.8956.14A	222	03.9108.14ADA	189	03.9137.40A	191	03.9166.40ADA	195	03.9216.14A	197
03.8956.14ADA	222	03.9108.40A	189	03.9137.40ADA	191	03.9167.14A	195	03.9216.14ADA	197
03.8956.40A	222	03.9108.40ADA	189	03.9138.14A	191	03.9167.14ADA	195	03.9216.40A	197
03.8956.40ADA	222	03.9110.14A	188	03.9138.14ADA	191	03.9167.40A	195	03.9216.40ADA	197
03.8957.14A	222	03.9110.14ADA	188	03.9138.40A	191	03.9167.40ADA	195	03.9217.14A	197
03.8957.14ADA	222	03.9110.40A	188	03.9138.40ADA	191	03.9168.14A	195	03.9217.14ADA	197
03.8957.40A	222	03.9110.40ADA	188	03.9140.14A	192	03.9168.14ADA	195	03.9217.40A	197
03.8957.40ADA	222	03.9111.14A	188	03.9140.14ADA	192	03.9168.40A	195	03.9217.40ADA	197
03.8958.14A	222	03.9111.14ADA	188	03.9140.40A	192	03.9168.40ADA	195	03.9218.14A	197
03.8958.14ADA	222	03.9111.40A	188	03.9140.40ADA	192	03.9170.14A	194	03.9218.14ADA	197
03.8958.40A	222	03.9111.40ADA	188	03.9141.14A	192	03.9170.14ADA	194	03.9218.40A	197
03.8958.40ADA	222	03.9112.14A	188	03.9141.14ADA	192	03.9170.40A	194	03.9218.40ADA	197
03.8959.14A	222	03.9112.14ADA	188	03.9141.40A	192	03.9170.40ADA	194	03.9220.14A	198
03.8959.14ADA	222	03.9112.40A	188	03.9141.40ADA	192	03.9171.14A	194	03.9220.14ADA	198
03.8959.40A	222	03.9112.40ADA	188	03.9142.14A	192	03.9171.14ADA	194	03.9220.40A	198
03.8959.40ADA	222	03.9113.14A	188	03.9142.14ADA	192	03.9171.40A	194	03.9220.40ADA	198
03.8960.14A	222	03.9113.14ADA	188	03.9142.40A	192	03.9171.40ADA	194	03.9221.14A	198
03.8960.14ADA	222	03.9113.40A	188	03.9142.40ADA	192	03.9172.14A	194	03.9221.14ADA	198
03.8960.40A	222	03.9113.40ADA	188	03.9143.14A	192	03.9172.14ADA	194	03.9221.40A	198
03.8960.40ADA	222	03.9115.14A	189	03.9143.14ADA	192	03.9172.40A	194	03.9221.40ADA	198
03.8961.14A	222	03.9115.14ADA	189	03.9143.40A	192	03.9172.40ADA	194	03.9222.14A	198
03.8961.14ADA	222	03.9115.40A	189	03.9143.40ADA	192	03.9173.14A	194	03.9222.14ADA	198
03.8961.40A	222	03.9115.40ADA	189	03.9145.14A	193	03.9173.14ADA	194	03.9222.40A	198
03.8961.40ADA	222	03.9116.14A	189	03.9145.14ADA	193	03.9173.40A	194	03.9222.40ADA	198
03.8962.14A	222	03.9116.14ADA	189	03.9145.40A	193	03.9173.40ADA	194	03.9223.14A	198
03.8962.14ADA	222	03.9116.40A	189	03.9145.40ADA	193	03.9175.14A	195	03.9223.14ADA	198
03.8962.40A	222	03.9116.40ADA	189	03.9146.14A	193	03.9175.14ADA	195	03.9223.40A	198
03.8962.40ADA	222	03.9117.14A	189	03.9146.14ADA	193	03.9175.40A	195	03.9223.40ADA	198
03.8963.14A	222	03.9117.14ADA	189	03.9146.40A	193	03.9175.40ADA	195	03.9225.14A	199
03.8963.14ADA	222	03.9117.40A	189	03.9146.40ADA	193	03.9176.14A	195	03.9225.14ADA	199
03.8963.40A	222	03.9117.40ADA	189	03.9147.14A	193	03.9176.14ADA	195	03.9225.40A	199
03.8963.40ADA	222	03.9118.14A	189	03.9147.14ADA	193	03.9176.40A	195	03.9225.40ADA	199
03.8964.14A	222	03.9118.14ADA	189	03.9147.40A	193	03.9176.40ADA	195	03.9226.14A	199
03.8964.14ADA	222	03.9118.40A	189	03.9147.40ADA	193	03.9177.14A	195	03.9226.14ADA	199
03.8964.40A	222	03.9118.40ADA	189	03.9148.14A	193	03.9177.14ADA	195	03.9226.40A	199
03.8964.40ADA	222	03.9120.14A	190	03.9148.14ADA	193	03.9177.40A	195	03.9226.40ADA	199
03.8965.14A	222	03.9120.14ADA	190	03.9148.40A	193	03.9177.40ADA	195	03.9227.14A	199
03.8965.14ADA	222	03.9120.40A	190	03.9148.40ADA	193	03.9178.14A	195	03.9227.14ADA	199
03.8965.40A	222	03.9120.40ADA	190	03.9150.14A	192	03.9178.14ADA	195	03.9227.40A	199
03.8965.40ADA	222	03.9121.14A	190	03.9150.14ADA	192	03.9178.40A	195	03.9227.40ADA	199
03.8966.14A	222	03.9121.14ADA	190	03.9150.40A	192	03.9178.40ADA	195	03.9228.14A	199
03.8966.14ADA	222	03.9121.40A	190	03.9150.40ADA	192	03.9200.14A	196	03.9228.14ADA	199
03.8966.40A	222	03.9121.40ADA	190	03.9151.14A	192	03.9200.14ADA	196	03.9228.40A	199
03.8966.40ADA	222	03.9122.14A	190	03.9151.14ADA	192	03.9200.40A	196	03.9228.40ADA	199
03.8967.14A	222	03.9122.14ADA	190	03.9151.40A	192	03.9200.40ADA	196	03.9230.14A	198
03.8967.14ADA	222	03.9122.40A	190	03.9151.40ADA	192	03.9201.14A	196	03.9230.14ADA	198
03.8967.40A	222	03.9122.40ADA	190	03.9152.14A	192	03.9201.14ADA	196	03.9230.40A	198
03.8967.40ADA	222	03.9123.14A	190	03.9152.14ADA	192	03.9201.40A	196	03.9230.40ADA	198
03.8968.14A	222	03.9123.14ADA	190	03.9152.40A	192	03.9201.40ADA	196	03.9231.14A	198
03.8968.14ADA	222	03.9123.40A	190	03.9152.40ADA	192	03.9202.14A	196	03.9231.14ADA	198
03.8968.40A	222	03.9123.40ADA	190	03.9153.14A	192	03.9202.14ADA	196	03.9231.40A	198
03.8968.40ADA	222	03.9125.14A	191	03.9153.14ADA	192	03.9202.40A	196	03.9231.40ADA	198
03.8969.14A	222	03.9125.14ADA	191	03.9153.40A	192	03.9202.40ADA	196	03.9232.14A	198
03.8969.14ADA	222	03.9125.40A	191	03.9153.40ADA	192	03.9203.14A	196	03.9232.14ADA	198
03.8969.40A	222	03.9125.40ADA	191	03.9155.14A	193	03.9203.14ADA	196	03.9232.40A	198
03.8969.40ADA	222	03.9126.14A	191	03.9155.14ADA	193	03.9203.40A	196	03.9232.40ADA	198
03.8970.14A	222	03.9126.14ADA	191	03.9155.40A	193	03.9203.40ADA	196	03.9233.14A	198
03.8970.14ADA	222	03.9126.40A	191	03.9155.40ADA	193	03.9205.14A	197	03.9233.14ADA	198
03.8970.40A	222	03.9126.40ADA	191	03.9156.14A	193	03.9205.14ADA	197	03.9233.40A	198
03.8970.40ADA	222	03.9127.14A	191	03.9156.14ADA	193	03.9205.40A	197	03.9233.40ADA	198
03.8971.14A	222	03.9127.14ADA	191	03.9156.40A	193	03.9205.40ADA	197	03.9235.14A	199
03.8971.14ADA	222	03.9127.40A	191	03.9156.40ADA	193	03.9206.14A	197	03.9235.14ADA	199
03.8971.40A	222	03.9127.40ADA	191	03.9157.14A	193	03.9206.14ADA	197	03.9235.40A	199
03.8971.40ADA	222	03.9128.14A	191	03.9157.14ADA	193	03.9206.40A	197	03.9235.40ADA	199
03.9100.14A	188	03.9128.14ADA	191	03.9157.40A	193	03.9206.40ADA	197	03.9236.14A	199
03.9100.14ADA	188	03.9128.40A	191	03.9157.40ADA	193	03.9207.14A	197	03.9236.14ADA	199
03.9100.40A	188	03.9128.40ADA	191	03.9158.14A	193	03.9207.14ADA	197	03.9236.40A	199
03.9100.40ADA	188	03.9130.14A	190	03.9158.14ADA	193	03.9207.40A	197	03.9236.40ADA	199
03.9101.14A	188	03.9130.14ADA	190	03.9158.40A	193	03.9207.40ADA	197	03.9237.14A	199
03.9101.14ADA	188	03.9130.40A	190	03.9158.40ADA	193	03.9208.14A	197	03.9237.14ADA	199
03.9101.40A	188	03.9130.40ADA	190	03.9160.14A	194	03.9208.14ADA	197	03.9237.40A	199
03.9101.40ADA	188	03.9131.14A	190	03.9160.14ADA	194	03.9208.40A	197	03.9237.40ADA	199
03.9102.14A	188	03.9131.14ADA	190	03.9160.40A	194	03.9208.40ADA	197	03.9238.14A	199
03.9102.14ADA	188	03.9131.40A	190	03.9160.40ADA	194	03.9210.14A	196	03.9238.14ADA	199
03.9102.40A	188	03.9131.40ADA	190	03.9161.14A	194	03.9210.14ADA	196	03.9238.40A	199
03.9102.40ADA	188	03.9132.14A	190	03.9161.14ADA	194	03.9210.40A	196	03.9238.40ADA	199
03.9103.14A	188	03.9132.14ADA	190	03.9161.40A	194	03.9210.40ADA	196	03.9240.14A	200
03.9103.14ADA	188	03.9132.40A	190	03.9161.40ADA	194	03.9211.14A	196	03.9240.14ADA	200
03.9103.40A	188	03.9132.40ADA	190	03.9162.14A	194	03.9211.14ADA	196	03.9240.40A	200
03.9103.40ADA	188	03.9133.14A	190	03.9162.14ADA	194	03.9211.40A	196	03.9240.40ADA	200
03.9105.14A	189	03.9133.14ADA	190	03.9162.40A	194	03.9211.40ADA	196	03.9241.14A	200
03.9105.14ADA	189	03.9133.40A	190	03.9162.40ADA	194	03.9212.14A	196	03.9241.14ADA	200
03.9105.40A	189	03.9133.40ADA	190	03.9163.14A	194	03.9212.14ADA	196	03.9241.40A	200
03.9105.40ADA	189	03.9135.14A	191	03.9163.14ADA	194	03.9212.40A	196	03.9241.40ADA	200
03.9106.14A	189	03.9135.14ADA	191	03.9163.40A	194	03.9212.40ADA	196	03.9242.14A	200
03.9106.14ADA	189	03.9135.40A	191	03.9163.40ADA	194	03.9213.14A	196	03.9242.14ADA	200

QUICK SEARCH OF PRODUCT

Ref.	Page	Ref.	Page	Ref.	Page	Ref.	Page	Ref.	Page
03.9242.40A	200	03.9271.40ADA	202	03.9321.14A	206	03.9350.14ADA	208	03.9378.40A	211
03.9242.40ADA	200	03.9272.14A	202	03.9321.14ADA	206	03.9350.40A	208	03.9378.40ADA	211
03.9243.14A	200	03.9272.14ADA	202	03.9321.40A	206	03.9350.40ADA	208	03.9400.14A	212
03.9243.14ADA	200	03.9272.40A	202	03.9321.40ADA	206	03.9351.14A	208	03.9400.14ADA	212
03.9243.40A	200	03.9272.40ADA	202	03.9322.14A	206	03.9351.14ADA	208	03.9400.40A	212
03.9243.40ADA	200	03.9273.14A	202	03.9322.14ADA	206	03.9351.40A	208	03.9400.40ADA	212
03.9245.14A	201	03.9273.14ADA	202	03.9322.40A	206	03.9351.40ADA	208	03.9401.14A	212
03.9245.14ADA	201	03.9273.40A	202	03.9322.40ADA	206	03.9352.14A	208	03.9401.14ADA	212
03.9245.40A	201	03.9273.40ADA	202	03.9323.14A	206	03.9352.14ADA	208	03.9401.40A	212
03.9245.40ADA	201	03.9275.14A	203	03.9323.14ADA	206	03.9352.40A	208	03.9401.40ADA	212
03.9246.14A	201	03.9275.14ADA	203	03.9323.40A	206	03.9352.40ADA	208	03.9402.14A	212
03.9246.14ADA	201	03.9275.40A	203	03.9323.40ADA	206	03.9353.14A	208	03.9402.14ADA	212
03.9246.40A	201	03.9275.40ADA	203	03.9325.14A	207	03.9353.14ADA	208	03.9402.40A	212
03.9246.40ADA	201	03.9276.14A	203	03.9325.14ADA	207	03.9353.40A	208	03.9402.40ADA	212
03.9247.14A	201	03.9276.14ADA	203	03.9325.40A	207	03.9353.40ADA	208	03.9403.14A	212
03.9247.14ADA	201	03.9276.40A	203	03.9325.40ADA	207	03.9355.14A	209	03.9403.14ADA	212
03.9247.40A	201	03.9276.40ADA	203	03.9326.14A	207	03.9355.14ADA	209	03.9403.40A	212
03.9247.40ADA	201	03.9277.14A	203	03.9326.14ADA	207	03.9355.40A	209	03.9403.40ADA	212
03.9248.14A	201	03.9277.14ADA	203	03.9326.40A	207	03.9355.40ADA	209	03.9405.14A	213
03.9248.14ADA	201	03.9277.40A	203	03.9326.40ADA	207	03.9356.14A	209	03.9405.14ADA	213
03.9248.40A	201	03.9277.40ADA	203	03.9327.14A	207	03.9356.14ADA	209	03.9405.40A	213
03.9248.40ADA	201	03.9278.14A	203	03.9327.14ADA	207	03.9356.40A	209	03.9405.40ADA	213
03.9250.14A	200	03.9278.14ADA	203	03.9327.40A	207	03.9356.40ADA	209	03.9406.14A	213
03.9250.14ADA	200	03.9278.40A	203	03.9327.40ADA	207	03.9357.14A	209	03.9406.14ADA	213
03.9250.40A	200	03.9278.40ADA	203	03.9328.14A	207	03.9357.14ADA	209	03.9406.40A	213
03.9250.40ADA	200	03.9300.14A	204	03.9328.14ADA	207	03.9357.40A	209	03.9406.40ADA	213
03.9251.14A	200	03.9300.14ADA	204	03.9328.40A	207	03.9357.40ADA	209	03.9407.14A	213
03.9251.14ADA	200	03.9300.40A	204	03.9328.40ADA	207	03.9358.14A	209	03.9407.14ADA	213
03.9251.40A	200	03.9300.40ADA	204	03.9330.14A	206	03.9358.14ADA	209	03.9407.40A	213
03.9251.40ADA	200	03.9301.14A	204	03.9330.14ADA	206	03.9358.40A	209	03.9407.40ADA	213
03.9252.14A	200	03.9301.14ADA	204	03.9330.40A	206	03.9358.40ADA	209	03.9408.14A	213
03.9252.14ADA	200	03.9301.40A	204	03.9330.40ADA	206	03.9360.14A	210	03.9408.14ADA	213
03.9252.40A	200	03.9301.40ADA	204	03.9331.14A	206	03.9360.14ADA	210	03.9408.40A	213
03.9252.40ADA	200	03.9302.14A	204	03.9331.14ADA	206	03.9360.40A	210	03.9408.40ADA	213
03.9253.14A	200	03.9302.14ADA	204	03.9331.40A	206	03.9360.40ADA	210	03.9410.14A	212
03.9253.14ADA	200	03.9302.40A	204	03.9331.40ADA	206	03.9361.14A	210	03.9410.14ADA	212
03.9253.40A	200	03.9302.40ADA	204	03.9332.14A	206	03.9361.14ADA	210	03.9410.40A	212
03.9253.40ADA	200	03.9303.14A	204	03.9332.14ADA	206	03.9361.40A	210	03.9410.40ADA	212
03.9255.14A	201	03.9303.14ADA	204	03.9332.40A	206	03.9361.40ADA	210	03.9411.14A	212
03.9255.14ADA	201	03.9303.40A	204	03.9332.40ADA	206	03.9362.14A	210	03.9411.14ADA	212
03.9255.40A	201	03.9303.40ADA	204	03.9333.14A	206	03.9362.14ADA	210	03.9411.40A	212
03.9255.40ADA	201	03.9305.14A	205	03.9333.14ADA	206	03.9362.40A	210	03.9411.40ADA	212
03.9256.14A	201	03.9305.14ADA	205	03.9333.40A	206	03.9362.40ADA	210	03.9412.14A	212
03.9256.14ADA	201	03.9305.40A	205	03.9333.40ADA	206	03.9363.14A	210	03.9412.14ADA	212
03.9256.40A	201	03.9305.40ADA	205	03.9335.14A	207	03.9363.14ADA	210	03.9412.40A	212
03.9256.40ADA	201	03.9306.14A	205	03.9335.14ADA	207	03.9363.40A	210	03.9412.40ADA	212
03.9257.14A	201	03.9306.14ADA	205	03.9335.40A	207	03.9363.40ADA	210	03.9413.14A	212
03.9257.14ADA	201	03.9306.40A	205	03.9335.40ADA	207	03.9365.14A	211	03.9413.14ADA	212
03.9257.40A	201	03.9306.40ADA	205	03.9336.14A	207	03.9365.14ADA	211	03.9413.40A	212
03.9257.40ADA	201	03.9307.14A	205	03.9336.14ADA	207	03.9365.40A	211	03.9413.40ADA	212
03.9258.14A	201	03.9307.14ADA	205	03.9336.40A	207	03.9365.40ADA	211	03.9415.14A	213
03.9258.14ADA	201	03.9307.40A	205	03.9336.40ADA	207	03.9366.14A	211	03.9415.14ADA	213
03.9258.40A	201	03.9307.40ADA	205	03.9337.14A	207	03.9366.14ADA	211	03.9415.40A	213
03.9258.40ADA	201	03.9308.14A	205	03.9337.14ADA	207	03.9366.40A	211	03.9415.40ADA	213
03.9260.14A	202	03.9308.14ADA	205	03.9337.40A	207	03.9366.40ADA	211	03.9416.14A	213
03.9260.14ADA	202	03.9308.40A	205	03.9337.40ADA	207	03.9367.14A	211	03.9416.14ADA	213
03.9260.40A	202	03.9308.40ADA	205	03.9338.14A	207	03.9367.14ADA	211	03.9416.40A	213
03.9260.40ADA	202	03.9310.14A	204	03.9338.14ADA	207	03.9367.40A	211	03.9416.40ADA	213
03.9261.14A	202	03.9310.14ADA	204	03.9338.40A	207	03.9367.40ADA	211	03.9417.14A	213
03.9261.14ADA	202	03.9310.40A	204	03.9338.40ADA	207	03.9368.14A	211	03.9417.14ADA	213
03.9261.40A	202	03.9310.40ADA	204	03.9340.14A	208	03.9368.14ADA	211	03.9417.40A	213
03.9261.40ADA	202	03.9311.14A	204	03.9340.14ADA	208	03.9368.40A	211	03.9417.40ADA	213
03.9262.14A	202	03.9311.14ADA	204	03.9340.40A	208	03.9368.40ADA	211	03.9418.14A	213
03.9262.14ADA	202	03.9311.40A	204	03.9340.40ADA	208	03.9370.14A	210	03.9418.14ADA	213
03.9262.40A	202	03.9311.40ADA	204	03.9341.14A	208	03.9370.14ADA	210	03.9418.40A	213
03.9262.40ADA	202	03.9312.14A	204	03.9341.14ADA	208	03.9370.40A	210	03.9418.40ADA	213
03.9263.14A	202	03.9312.14ADA	204	03.9341.40A	208	03.9370.40ADA	210	03.9420.14A	214
03.9263.14ADA	202	03.9312.40A	204	03.9341.40ADA	208	03.9371.14A	210	03.9420.14ADA	214
03.9263.40A	202	03.9312.40ADA	204	03.9342.14A	208	03.9371.14ADA	210	03.9420.40A	214
03.9263.40ADA	202	03.9313.14A	204	03.9342.14ADA	208	03.9371.40A	210	03.9420.40ADA	214
03.9265.14A	203	03.9313.14ADA	204	03.9342.40A	208	03.9371.40ADA	210	03.9421.14A	214
03.9265.14ADA	203	03.9313.40A	204	03.9342.40ADA	208	03.9372.14A	210	03.9421.14ADA	214
03.9265.40A	203	03.9313.40ADA	204	03.9343.14A	208	03.9372.14ADA	210	03.9421.40A	214
03.9265.40ADA	203	03.9315.14A	205	03.9343.14ADA	208	03.9372.40A	210	03.9421.40ADA	214
03.9266.14A	203	03.9315.14ADA	205	03.9343.40A	208	03.9372.40ADA	210	03.9422.14A	214
03.9266.14ADA	203	03.9315.40A	205	03.9343.40ADA	208	03.9373.14A	210	03.9422.14ADA	214
03.9266.40A	203	03.9315.40ADA	205	03.9345.14A	209	03.9373.14ADA	210	03.9422.40A	214
03.9266.40ADA	203	03.9316.14A	205	03.9345.14ADA	209	03.9373.40A	210	03.9422.40ADA	214
03.9267.14A	203	03.9316.14ADA	205	03.9345.40A	209	03.9373.40ADA	210	03.9423.14A	214
03.9267.14ADA	203	03.9316.40A	205	03.9345.40ADA	209	03.9375.14A	211	03.9423.14ADA	214
03.9267.40A	203	03.9316.40ADA	205	03.9346.14A	209	03.9375.14ADA	211	03.9423.40A	214
03.9267.40ADA	203	03.9317.14A	205	03.9346.14ADA	209	03.9375.40A	211	03.9423.40ADA	214
03.9268.14A	203	03.9317.14ADA	205	03.9346.40A	209	03.9375.40ADA	211	03.9425.14A	215
03.9268.14ADA	203	03.9317.40A	205	03.9346.40ADA	209	03.9376.14A	211	03.9425.14ADA	215
03.9268.40A	203	03.9317.40ADA	205	03.9347.14A	209	03.9376.14ADA	211	03.9425.40A	215
03.9268.40ADA	203	03.9318.14A	205	03.9347.14ADA	209	03.9376.40A	211	03.9425.40ADA	215
03.9270.14A	202	03.9318.14ADA	205	03.9347.40A	209	03.9376.40ADA	211	03.9426.14A	215
03.9270.14ADA	202	03.9318.40A	205	03.9347.40ADA	209	03.9377.14A	211	03.9426.14ADA	215
03.9270.40A	202	03.9318.40ADA	205	03.9348.14A	209	03.9377.14ADA	211	03.9426.40A	215
03.9270.40ADA	202	03.9320.14A	206	03.9348.14ADA	209	03.9377.40A	211	03.9426.40ADA	215
03.9271.14A	202	03.9320.14ADA	206	03.9348.40A	209	03.9377.40ADA	211	03.9427.14A	215
03.9271.14ADA	202	03.9320.40A	206	03.9348.40ADA	209	03.9378.14A	211	03.9427.14ADA	215
03.9271.40A	202	03.9320.40ADA	206	03.9350.14A	208	03.9378.14ADA	211	03.9427.40A	215

QUICK SEARCH OF PRODUCT

Ref.	Page	Ref.	Page	Ref.	Page	Ref.	Page	Ref.	Page
03.9427.40ADA	215	03.9457.14A	217	03.9561.02	541	03.9637.14A	104	03.9730.14ADA	222
03.9428.14A	215	03.9457.14ADA	217	03.9561.14	541	03.9637.14ACB	104	03.9730.40A	222
03.9428.14ADA	215	03.9457.40A	217	03.9561.40	541	03.9637.14ADA	104	03.9730.40ADA	222
03.9428.40A	215	03.9457.40ADA	217	03.9570.02	541	03.9637.40A	104	03.9731.14A	222
03.9428.40ADA	215	03.9458.14A	217	03.9570.14	541	03.9637.40ACB	104	03.9731.14ADA	222
03.9430.14A	214	03.9458.14ADA	217	03.9570.40	541	03.9637.40ADA	104	03.9731.40A	222
03.9430.14ADA	214	03.9458.40A	217	03.9571.02	541	03.9638.14A	104	03.9731.40ADA	222
03.9430.40A	214	03.9458.40ADA	217	03.9571.14	541	03.9638.14ACB	104	03.9732.14A	223
03.9430.40ADA	214	03.9460.14A	218	03.9571.40	541	03.9638.14ADA	104	03.9732.14ADA	223
03.9431.14A	214	03.9460.14ADA	218	03.9620.14A	103	03.9638.40A	104	03.9732.40A	223
03.9431.14ADA	214	03.9460.40A	218	03.9620.14ACB	103	03.9638.40ACB	104	03.9732.40ADA	223
03.9431.40A	214	03.9460.40ADA	218	03.9620.14ADA	103	03.9638.40ADA	104	03.9733.14A	223
03.9431.40ADA	214	03.9461.14A	218	03.9620.40A	103	03.9660.14A	105	03.9733.14ADA	223
03.9432.14A	214	03.9461.14ADA	218	03.9620.40ACB	103	03.9660.14ACB	105	03.9733.40A	223
03.9432.14ADA	214	03.9461.40A	218	03.9620.40ADA	103	03.9660.14ADA	105	03.9733.40ADA	223
03.9432.40A	214	03.9461.40ADA	218	03.9621.14A	103	03.9660.40A	105	03.9735.14A	223
03.9432.40ADA	214	03.9462.14A	218	03.9621.14ACB	103	03.9660.40ACB	105	03.9735.14ADA	223
03.9433.14A	214	03.9462.14ADA	218	03.9621.14ADA	103	03.9660.40ADA	105	03.9735.40A	223
03.9433.14ADA	214	03.9462.40A	218	03.9621.40A	103	03.9661.14A	105	03.9735.40ADA	223
03.9433.40A	214	03.9462.40ADA	218	03.9621.40ACB	103	03.9661.14ACB	105	03.9736.14A	223
03.9433.40ADA	214	03.9463.14A	218	03.9621.40ADA	103	03.9661.14ADA	105	03.9736.14ADA	223
03.9435.14A	215	03.9463.14ADA	218	03.9622.14A	103	03.9661.40A	105	03.9736.40A	223
03.9435.14ADA	215	03.9463.40A	218	03.9622.14ACB	103	03.9661.40ACB	105	03.9736.40ADA	223
03.9435.40A	215	03.9463.40ADA	218	03.9622.14ADA	103	03.9661.40ADA	105	03.9737.14A	223
03.9435.40ADA	215	03.9465.14A	219	03.9622.40A	103	03.9662.14A	105	03.9737.14ADA	223
03.9436.14A	215	03.9465.14ADA	219	03.9622.40ACB	103	03.9662.14ACB	105	03.9737.40A	223
03.9436.14ADA	215	03.9465.40A	219	03.9622.40ADA	103	03.9662.14ADA	105	03.9737.40ADA	223
03.9436.40A	215	03.9465.40ADA	219	03.9623.14A	103	03.9662.40A	105	03.9738.14A	223
03.9436.40ADA	215	03.9466.14A	219	03.9623.14ACB	103	03.9662.40ACB	105	03.9738.14ADA	223
03.9437.14A	215	03.9466.14ADA	219	03.9623.14ADA	103	03.9662.40ADA	105	03.9738.40A	223
03.9437.14ADA	215	03.9466.40A	219	03.9623.40A	103	03.9663.14A	105	03.9738.40ADA	223
03.9437.40A	215	03.9466.40ADA	219	03.9623.40ACB	103	03.9663.14ACB	105	03.9760.14A	224
03.9437.40ADA	215	03.9467.14A	219	03.9623.40ADA	103	03.9663.14ADA	105	03.9760.14ADA	224
03.9438.14A	215	03.9467.14ADA	219	03.9625.14A	104	03.9663.40A	105	03.9760.40A	224
03.9438.14ADA	215	03.9467.40A	219	03.9625.14ACB	104	03.9663.40ACB	105	03.9760.40ADA	224
03.9438.40A	215	03.9467.40ADA	219	03.9625.14ADA	104	03.9663.40ADA	105	03.9761.14A	224
03.9438.40ADA	215	03.9468.14A	219	03.9625.40A	104	03.9664.14A	105	03.9761.14ADA	224
03.9440.14A	216	03.9468.14ADA	219	03.9625.40ACB	104	03.9664.14ACB	105	03.9761.40A	224
03.9440.14ADA	216	03.9468.40A	219	03.9625.40ADA	104	03.9664.14ADA	105	03.9761.40ADA	224
03.9440.40A	216	03.9468.40ADA	219	03.9626.14A	104	03.9664.40A	105	03.9762.14A	224
03.9440.40ADA	216	03.9470.14A	218	03.9626.14ACB	104	03.9664.40ACB	105	03.9762.14ADA	224
03.9441.14A	216	03.9470.14ADA	218	03.9626.14ADA	104	03.9664.40ADA	105	03.9762.40A	224
03.9441.14ADA	216	03.9470.40A	218	03.9626.40A	104	03.9665.14A	105	03.9762.40ADA	224
03.9441.40A	216	03.9470.40ADA	218	03.9626.40ACB	104	03.9665.14ACB	105	03.9763.14A	224
03.9441.40ADA	216	03.9471.14A	218	03.9626.40ADA	104	03.9665.14ADA	105	03.9763.14ADA	224
03.9442.14A	216	03.9471.14ADA	218	03.9627.14A	104	03.9665.40A	105	03.9763.40A	224
03.9442.14ADA	216	03.9471.40A	218	03.9627.14ACB	104	03.9665.40ACB	105	03.9763.40ADA	224
03.9442.40A	216	03.9471.40ADA	218	03.9627.14ADA	104	03.9665.40ADA	105	03.9764.14A	224
03.9442.40ADA	216	03.9472.14A	218	03.9627.40A	104	03.9666.14A	105	03.9764.14ADA	224
03.9443.14A	216	03.9472.14ADA	218	03.9627.40ACB	104	03.9666.14ACB	105	03.9764.40A	224
03.9443.14ADA	216	03.9472.40A	218	03.9627.40ADA	104	03.9666.14ADA	105	03.9764.40ADA	224
03.9443.40A	216	03.9472.40ADA	218	03.9628.14A	104	03.9666.40A	105	03.9765.14A	224
03.9443.40ADA	216	03.9473.14A	218	03.9628.14ACB	104	03.9666.40ACB	105	03.9765.14ADA	224
03.9445.14A	217	03.9473.14ADA	218	03.9628.14ADA	104	03.9666.40ADA	105	03.9765.40A	224
03.9445.14ADA	217	03.9473.40A	218	03.9628.40A	104	03.9667.14A	105	03.9765.40ADA	224
03.9445.40A	217	03.9473.40ADA	218	03.9628.40ACB	104	03.9667.14ACB	105	03.9766.14A	224
03.9445.40ADA	217	03.9475.14A	219	03.9628.40ADA	104	03.9667.14ADA	105	03.9766.14ADA	224
03.9446.14A	217	03.9475.14ADA	219	03.9630.14A	103	03.9667.40A	105	03.9766.40A	224
03.9446.14ADA	217	03.9475.40A	219	03.9630.14ACB	103	03.9667.40ACB	105	03.9766.40ADA	224
03.9446.40A	217	03.9475.40ADA	219	03.9630.14ADA	103	03.9667.40ADA	105	03.9767.14A	224
03.9446.40ADA	217	03.9476.14A	219	03.9630.40A	103	03.9720.14A	222	03.9767.14ADA	224
03.9447.14A	217	03.9476.14ADA	219	03.9630.40ACB	103	03.9720.14ADA	222	03.9767.40A	224
03.9447.14ADA	217	03.9476.40A	219	03.9630.40ADA	103	03.9720.40A	222	03.9767.40ADA	224
03.9447.40A	217	03.9476.40ADA	219	03.9631.14A	103	03.9720.40ADA	222	03.9820.14A	222
03.9447.40ADA	217	03.9477.14A	219	03.9631.14ACB	103	03.9721.14A	222	03.9820.14ADA	222
03.9448.14A	217	03.9477.14ADA	219	03.9631.14ADA	103	03.9721.14ADA	222	03.9820.40A	222
03.9448.14ADA	217	03.9477.40A	219	03.9631.40A	103	03.9721.40A	222	03.9820.40ADA	222
03.9448.40A	217	03.9477.40ADA	219	03.9631.40ACB	103	03.9721.40ADA	222	03.9821.14A	222
03.9448.40ADA	217	03.9478.14A	219	03.9631.40ADA	103	03.9722.14A	223	03.9821.14ADA	222
03.9450.14A	216	03.9478.14ADA	219	03.9632.14A	103	03.9722.14ADA	223	03.9821.40A	222
03.9450.14ADA	216	03.9478.40A	219	03.9632.14ACB	103	03.9722.40A	223	03.9821.40ADA	222
03.9450.40A	216	03.9478.40ADA	219	03.9632.14ADA	103	03.9722.40ADA	223	03.9822.14A	223
03.9450.40ADA	216	03.9500.02	540	03.9632.40A	103	03.9723.14A	223	03.9822.14ADA	223
03.9451.14A	216	03.9500.14	540	03.9632.40ACB	103	03.9723.14ADA	223	03.9822.40A	223
03.9451.14ADA	216	03.9500.40	540	03.9632.40ADA	103	03.9723.40A	223	03.9822.40ADA	223
03.9451.40A	216	03.9501.02	540	03.9633.14A	103	03.9723.40ADA	223	03.9823.14A	223
03.9451.40ADA	216	03.9501.14	540	03.9633.14ACB	103	03.9725.14A	223	03.9823.14ADA	223
03.9452.14A	216	03.9501.40	540	03.9633.14ADA	103	03.9725.14ADA	223	03.9823.40A	223
03.9452.14ADA	216	03.9502.02	540	03.9633.40A	103	03.9725.40A	223	03.9823.40ADA	223
03.9452.40A	216	03.9502.14	540	03.9633.40ACB	103	03.9725.40ADA	223	03.9825.14A	223
03.9452.40ADA	216	03.9502.40	540	03.9633.40ADA	103	03.9726.14A	223	03.9825.14ADA	223
03.9453.14A	216	03.9503.02	540	03.9635.14A	104	03.9726.14ADA	223	03.9825.40A	223
03.9453.14ADA	216	03.9503.14	540	03.9635.14ACB	104	03.9726.40A	223	03.9825.40ADA	223
03.9453.40A	216	03.9503.40	540	03.9635.14ADA	104	03.9726.40ADA	223	03.9826.14A	223
03.9453.40ADA	216	03.9510.02	540	03.9635.40A	104	03.9727.14A	223	03.9826.14ADA	223
03.9455.14A	217	03.9510.14	540	03.9635.40ACB	104	03.9727.14ADA	223	03.9826.40A	223
03.9455.14ADA	217	03.9510.40	540	03.9635.40ADA	104	03.9727.40A	223	03.9826.40ADA	223
03.9455.40A	217	03.9511.02	540	03.9636.14A	104	03.9727.40ADA	223	03.9827.14A	223
03.9455.40ADA	217	03.9511.14	540	03.9636.14ACB	104	03.9728.14A	223	03.9827.14ADA	223
03.9456.14A	217	03.9511.40	540	03.9636.14ADA	104	03.9728.14ADA	223	03.9827.40A	223
03.9456.14ADA	217	03.9560.02	541	03.9636.40A	104	03.9728.40A	223	03.9827.40ADA	223
03.9456.40A	217	03.9560.14	541	03.9636.40ACB	104	03.9728.40ADA	223	03.9828.14A	223
03.9456.40ADA	217	03.9560.40	541	03.9636.40ADA	104	03.9730.14A	222	03.9828.14ADA	223

QUICK SEARCH OF PRODUCT

Ref.	Page	Ref.	Page	Ref.	Page	Ref.	Page	Ref.	Page
03.9828.40A	223	03.9905.40ADA	106	03.9956.06	232	03.9985.14	235	04.6475.20B	438
03.9828.40ADA	223	03.9910.06	232	03.9956.14	232	03.9985.40	235	04.6476.08B	438
03.9830.14A	222	03.9910.14	232	03.9956.40	232	03.9985.GL	235	04.6476.14B	438
03.9830.14ADA	222	03.9910.40	232	03.9956.GL	232	03.9986.06	235	04.6476.14BNT	438
03.9830.40A	222	03.9910.GL	232	03.9957.06	232	03.9986.14	235	04.6476.20B	438
03.9830.40ADA	222	03.9911.06	232	03.9957.14	232	03.9986.40	235	04.6480.08B	439
03.9831.14A	222	03.9911.14	232	03.9957.40	232	03.9986.GL	235	04.6480.14B	439
03.9831.14ADA	222	03.9911.40	232	03.9957.GL	232	03.9987.06	235	04.6480.14BNT	439
03.9831.40A	222	03.9911.GL	232	03.9960.06	233	03.9987.14	235	04.6480.20B	439
03.9831.40ADA	222	03.9912.06	232	03.9960.14	233	03.9987.40	235	04.6481.08B	439
03.9832.14A	223	03.9912.14	232	03.9960.40	233	03.9987.GL	235	04.6481.14B	439
03.9832.14ADA	223	03.9912.40	232	03.9960.GL	233	03.9988.06	235	04.6481.14BNT	439
03.9832.40A	223	03.9912.GL	232	03.9961.06	233	03.9988.14	235	04.6481.20B	439
03.9832.40ADA	223	03.9913.06	232	03.9961.14	233	03.9988.40	235	04.6485.08B	439
03.9833.14A	223	03.9913.14	232	03.9961.40	233	03.9988.GL	235	04.6485.14B	439
03.9833.14ADA	223	03.9913.40	232	03.9961.GL	233	03.9989.06	235	04.6485.14BNT	439
03.9833.40A	223	03.9913.GL	232	03.9962.06	233	03.9989.14	235	04.6485.20B	439
03.9833.40ADA	223	03.9920.06	233	03.9962.14	233	03.9989.40	235	04.6486.08B	439
03.9835.14A	223	03.9920.14	233	03.9962.40	233	03.9989.GL	235	04.6486.14B	439
03.9835.14ADA	223	03.9920.40	233	03.9962.GL	233	04.6001.08	441	04.6486.14BNT	439
03.9835.40A	223	03.9920.GL	233	03.9963.06	233	04.6001.08.NT	441	04.6486.20B	439
03.9835.40ADA	223	03.9921.06	233	03.9963.14	233	04.6001.14	441	05.7000.74	346
03.9836.14A	223	03.9921.14	233	03.9963.40	233	04.6001.14.NT	441	05.7000.B1	346
03.9836.14ADA	223	03.9921.40	233	03.9963.GL	233	04.6001.20	441	05.7000.BU	346
03.9836.40A	223	03.9921.GL	233	03.9964.06	233	04.6001.20.NT	441	05.7000.CU	346
03.9836.40ADA	223	03.9922.06	233	03.9964.14	233	04.6002.08	441	05.7000.GL	346
03.9837.14A	223	03.9922.14	233	03.9964.40	233	04.6002.08.NT	441	05.7001.74	347
03.9837.14ADA	223	03.9922.40	233	03.9964.GL	233	04.6002.14	441	05.7001.B1	347
03.9837.40A	223	03.9922.GL	233	03.9965.06	233	04.6002.14.NT	441	05.7001.BU	347
03.9837.40ADA	223	03.9923.06	233	03.9965.14	233	04.6002.20	441	05.7001.CU	347
03.9838.14A	223	03.9923.14	233	03.9965.40	233	04.6002.20.NT	441	05.7001.GL	347
03.9838.14ADA	223	03.9923.40	233	03.9965.GL	233	04.6021.08	440	05.7002.74	348
03.9838.40A	223	03.9923.GL	233	03.9966.06	233	04.6021.08.NT	440	05.7002.B1	348
03.9838.40ADA	223	03.9924.06	233	03.9966.14	233	04.6021.14	440	05.7002.BU	348
03.9860.14A	224	03.9924.14	233	03.9966.40	233	04.6021.14.NT	440	05.7002.CU	348
03.9860.14ADA	224	03.9924.40	233	03.9966.GL	233	04.6021.20	440	05.7002.GL	348
03.9860.40A	224	03.9924.GL	233	03.9967.06	233	04.6021.20.NT	440	05.7005.74	346
03.9860.40ADA	224	03.9931.06	234	03.9967.14	233	04.6022.08	440	05.7005.B1	346
03.9861.14A	224	03.9931.14	234	03.9967.40	233	04.6022.08.NT	440	05.7005.BU	346
03.9861.14ADA	224	03.9931.40	234	03.9967.GL	233	04.6022.14	440	05.7005.CU	346
03.9861.40A	224	03.9931.GL	234	03.9968.06	233	04.6022.14.NT	440	05.7005.GL	346
03.9861.40ADA	224	03.9932.06	234	03.9968.14	233	04.6022.20	440	05.7006.74	347
03.9862.14A	224	03.9932.14	234	03.9968.40	233	04.6022.20.NT	440	05.7006.B1	347
03.9862.14ADA	224	03.9932.40	234	03.9968.GL	233	04.6300.08	445	05.7006.BU	347
03.9862.40A	224	03.9932.GL	234	03.9969.06	233	04.6300.14	445	05.7006.CU	347
03.9862.40ADA	224	03.9933.06	234	03.9969.14	233	04.6300.20	445	05.7006.GL	347
03.9863.14A	224	03.9933.14	234	03.9969.40	233	04.6301.08	446	05.7007.74	348
03.9863.14ADA	224	03.9933.40	234	03.9969.GL	233	04.6301.14	446	05.7007.B1	348
03.9863.40A	224	03.9933.GL	234	03.9971.06	234	04.6301.20	446	05.7007.BU	348
03.9863.40ADA	224	03.9940.06	235	03.9971.14	234	04.6302.08	447	05.7007.CU	348
03.9864.14A	224	03.9940.14	235	03.9971.40	234	04.6302.14	447	05.7007.GL	348
03.9864.14ADA	224	03.9940.40	235	03.9971.GL	234	04.6302.20	447	05.7010.74	350
03.9864.40A	224	03.9940.GL	235	03.9972.06	234	04.6305.08	445	05.7010.B1	350
03.9864.40ADA	224	03.9941.06	235	03.9972.14	234	04.6305.14	445	05.7010.BU	350
03.9865.14A	224	03.9941.14	235	03.9972.40	234	04.6305.20	445	05.7010.CU	350
03.9865.14ADA	224	03.9941.40	235	03.9972.GL	234	04.6306.08	446	05.7010.GL	350
03.9865.40A	224	03.9941.GL	235	03.9973.06	234	04.6306.14	446	05.7011.74	351
03.9865.40ADA	224	03.9942.06	235	03.9973.14	234	04.6306.20	446	05.7011.B1	351
03.9866.14A	224	03.9942.14	235	03.9973.40	234	04.6307.08	447	05.7011.BU	351
03.9866.14ADA	224	03.9942.40	235	03.9973.GL	234	04.6307.14	447	05.7011.CU	351
03.9866.40A	224	03.9942.GL	235	03.9976.06	234	04.6307.20	447	05.7011.GL	351
03.9866.40ADA	224	03.9943.06	235	03.9976.14	234	04.6330.08B	445	05.7012.74	352
03.9867.14A	224	03.9943.14	235	03.9976.40	234	04.6330.14B	445	05.7012.B1	352
03.9867.14ADA	224	03.9943.40	235	03.9976.GL	234	04.6330.20B	445	05.7012.BU	352
03.9867.40A	224	03.9943.GL	235	03.9977.06	234	04.6333.08B	446	05.7012.CU	352
03.9867.40ADA	224	03.9944.06	235	03.9977.14	234	04.6333.14B	446	05.7012.GL	352
03.9900.14A	220	03.9944.14	235	03.9977.40	234	04.6333.20B	446	05.7015.74	350
03.9900.14ADA	220	03.9944.40	235	03.9977.GL	234	04.6334.08B	446	05.7015.B1	350
03.9900.40A	220	03.9944.GL	235	03.9978.06	234	04.6334.14B	446	05.7015.BU	350
03.9900.40ADA	220	03.9950.06	232	03.9978.14	234	04.6334.20B	446	05.7015.CU	350
03.9901.14A	220	03.9950.14	232	03.9978.40	234	04.6335.08B	446	05.7015.GL	350
03.9901.14ADA	220	03.9950.40	232	03.9978.GL	234	04.6335.14B	446	05.7016.74	351
03.9901.40A	220	03.9950.GL	232	03.9980.06	235	04.6335.20B	446	05.7016.B1	351
03.9901.40ADA	220	03.9951.06	232	03.9980.14	235	04.6336.08B	447	05.7016.BU	351
03.9902.14A	220	03.9951.14	232	03.9980.40	235	04.6336.14B	447	05.7016.CU	351
03.9902.14ADA	220	03.9951.40	232	03.9980.GL	235	04.6336.20B	447	05.7016.GL	351
03.9902.40A	220	03.9951.GL	232	03.9981.06	235	04.6337.08B	447	05.7017.74	352
03.9902.40ADA	220	03.9952.06	232	03.9981.14	235	04.6337.14B	447	05.7017.B1	352
03.9903.14A	220	03.9952.14	232	03.9981.40	235	04.6337.20B	447	05.7017.BU	352
03.9903.14ADA	220	03.9952.40	232	03.9981.GL	235	04.6338.08B	447	05.7017.CU	352
03.9903.40A	220	03.9952.GL	232	03.9982.06	235	04.6338.14B	447	05.7017.GL	352
03.9903.40ADA	220	03.9953.06	232	03.9982.14	235	04.6338.20B	447	05.7020.74	354
03.9904.14A	106	03.9953.14	232	03.9982.40	235	04.6470.08B	438	05.7020.B1	354
03.9904.14ACB	106	03.9953.40	232	03.9982.GL	235	04.6470.14B	438	05.7020.BU	354
03.9904.14ADA	106	03.9953.GL	232	03.9983.06	235	04.6470.14BNT	438	05.7020.CU	354
03.9904.40A	106	03.9954.06	232	03.9983.14	235	04.6470.20B	438	05.7020.GL	354
03.9904.40ACB	106	03.9954.14	232	03.9983.40	235	04.6471.08B	438	05.7021.74	354
03.9904.40ADA	106	03.9954.40	232	03.9983.GL	235	04.6471.14B	438	05.7021.B1	354
03.9905.14A	106	03.9954.GL	232	03.9984.06	235	04.6471.14BNT	438	05.7021.BU	354
03.9905.14ACB	106	03.9955.06	232	03.9984.14	235	04.6471.20B	438	05.7021.CU	354
03.9905.14ADA	106	03.9955.14	232	03.9984.40	235	04.6475.08B	438	05.7021.GL	354
03.9905.40A	106	03.9955.40	232	03.9984.GL	235	04.6475.14B	438	05.7030.74	349
03.9905.40ACB	106	03.9955.GL	232	03.9985.06	235	04.6475.14BNT	438	05.7030.B1	349

QUICK SEARCH OF PRODUCT

Ref.	Page	Ref.	Page	Ref.	Page	Ref.	Page	Ref.	Page
05.7030.BU	349	05.7121.74	298	05.7207.CU	311	05.7400.B1	328	05.7420.GL	283
05.7030.CU	349	05.7121.B1	298	05.7207.GL	311	05.7400.BU	328	05.7421.74	283
05.7030.GL	349	05.7121.BU	298	05.7210.74	312	05.7400.CU	328	05.7421.B1	283
05.7031.74	349	05.7121.CU	298	05.7210.B1	312	05.7400.GL	328	05.7421.BU	283
05.7031.B1	349	05.7121.GL	298	05.7210.BU	312	05.7401.74	330	05.7421.CU	283
05.7031.BU	349	05.7130.74	293	05.7210.CU	312	05.7401.B1	330	05.7421.GL	283
05.7031.CU	349	05.7130.B1	293	05.7210.GL	312	05.7401.BU	330	05.7422.74	285
05.7031.GL	349	05.7130.BU	293	05.7211.74	313	05.7401.CU	330	05.7422.B1	285
05.7035.74	353	05.7130.CU	293	05.7211.B1	313	05.7401.GL	330	05.7422.BU	285
05.7035.B1	353	05.7130.GL	293	05.7211.BU	313	05.7402.74	332	05.7422.CU	285
05.7035.BU	353	05.7131.74	293	05.7211.CU	313	05.7402.B1	332	05.7422.GL	285
05.7035.CU	353	05.7131.B1	293	05.7211.GL	313	05.7402.BU	332	05.7423.74	285
05.7035.GL	353	05.7131.BU	293	05.7212.74	314	05.7402.CU	332	05.7423.B1	285
05.7036.74	353	05.7131.CU	293	05.7212.B1	314	05.7402.GL	332	05.7423.BU	285
05.7036.B1	353	05.7131.GL	293	05.7212.BU	314	05.7403.74	328	05.7423.CU	285
05.7036.BU	353	05.7135.74	297	05.7212.CU	314	05.7403.B1	328	05.7423.GL	285
05.7036.CU	353	05.7135.B1	297	05.7212.GL	314	05.7403.BU	328	05.7430.74	317
05.7036.GL	353	05.7135.BU	297	05.7215.74	312	05.7403.CU	328	05.7430.B1	317
05.7040.74	355	05.7135.CU	297	05.7215.B1	312	05.7403.GL	328	05.7430.BU	317
05.7040.B1	355	05.7135.GL	297	05.7215.BU	312	05.7404.74	330	05.7430.CU	317
05.7040.BU	355	05.7136.74	297	05.7215.CU	312	05.7404.B1	330	05.7430.GL	317
05.7040.CU	355	05.7136.B1	297	05.7215.GL	312	05.7404.BU	330	05.7431.74	317
05.7040.GL	355	05.7136.BU	297	05.7216.74	313	05.7404.CU	330	05.7431.B1	317
05.7041.74	355	05.7136.CU	297	05.7216.B1	313	05.7404.GL	330	05.7431.BU	317
05.7041.B1	355	05.7136.GL	297	05.7216.BU	313	05.7405.74	332	05.7431.CU	317
05.7041.BU	355	05.7140.74	299	05.7216.CU	313	05.7405.B1	332	05.7431.GL	317
05.7041.CU	355	05.7140.B1	299	05.7216.GL	313	05.7405.BU	332	05.7432.74	323
05.7041.GL	355	05.7140.BU	299	05.7217.74	314	05.7405.CU	332	05.7432.B1	323
05.7100.74	289	05.7140.CU	299	05.7217.B1	314	05.7405.GL	332	05.7432.BU	323
05.7100.B1	289	05.7140.GL	299	05.7217.BU	314	05.7406.74	321	05.7432.CU	323
05.7100.BU	289	05.7141.74	299	05.7217.CU	314	05.7406.B1	321	05.7432.GL	323
05.7100.CU	289	05.7141.B1	299	05.7217.GL	314	05.7406.BU	321	05.7433.74	323
05.7100.GL	289	05.7141.BU	299	05.7300.74	251	05.7406.CU	321	05.7433.B1	323
05.7101.74	290	05.7141.CU	299	05.7300.B1	251	05.7406.GL	321	05.7433.BU	323
05.7101.B1	290	05.7141.GL	299	05.7300.BU	251	05.7407.74	321	05.7433.CU	323
05.7101.BU	290	05.7150.74	300	05.7300.CU	251	05.7407.B1	321	05.7433.GL	323
05.7101.CU	290	05.7150.B1	300	05.7300.GL	251	05.7407.BU	321	05.7434.74	341
05.7101.GL	290	05.7150.BU	300	05.7301.74	252	05.7407.CU	321	05.7434.B1	341
05.7102.74	291	05.7150.CU	300	05.7301.B1	252	05.7407.GL	321	05.7434.BU	341
05.7102.B1	291	05.7150.GL	300	05.7301.BU	252	05.7408.74	325	05.7434.CU	341
05.7102.BU	291	05.7151.74	301	05.7301.CU	252	05.7408.B1	325	05.7434.GL	341
05.7102.CU	291	05.7151.B1	301	05.7301.GL	252	05.7408.BU	325	05.7435.74	341
05.7102.GL	291	05.7151.BU	301	05.7302.74	253	05.7408.CU	325	05.7435.B1	341
05.7105.74	289	05.7151.CU	301	05.7302.B1	253	05.7408.GL	325	05.7435.BU	341
05.7105.B1	289	05.7151.GL	301	05.7302.BU	253	05.7409.74	325	05.7435.CU	341
05.7105.BU	289	05.7152.74	302	05.7302.CU	253	05.7409.B1	325	05.7435.GL	341
05.7105.CU	289	05.7152.B1	302	05.7302.GL	253	05.7409.BU	325	05.7436.74	343
05.7105.GL	289	05.7152.BU	302	05.7305.74	251	05.7409.CU	325	05.7436.B1	343
05.7106.74	290	05.7152.CU	302	05.7305.B1	251	05.7409.GL	325	05.7436.BU	343
05.7106.B1	290	05.7152.GL	302	05.7305.BU	251	05.7410.74	259	05.7436.CU	343
05.7106.BU	290	05.7155.74	300	05.7305.CU	251	05.7410.B1	259	05.7436.GL	343
05.7106.CU	290	05.7155.B1	300	05.7305.GL	251	05.7410.BU	259	05.7437.74	343
05.7106.GL	290	05.7155.BU	300	05.7306.74	252	05.7410.CU	259	05.7437.B1	343
05.7107.74	291	05.7155.CU	300	05.7306.B1	252	05.7410.GL	259	05.7437.BU	343
05.7107.B1	291	05.7155.GL	300	05.7306.BU	252	05.7411.74	259	05.7437.CU	343
05.7107.BU	291	05.7156.74	301	05.7306.CU	252	05.7411.B1	259	05.7437.GL	343
05.7107.CU	291	05.7156.B1	301	05.7306.GL	252	05.7411.BU	259	05.7438.74	336
05.7107.GL	291	05.7156.BU	301	05.7307.74	253	05.7411.CU	259	05.7438.B1	336
05.7110.74	294	05.7156.CU	301	05.7307.B1	253	05.7411.GL	259	05.7438.BU	336
05.7110.B1	294	05.7156.GL	301	05.7307.BU	253	05.7412.74	265	05.7438.CU	336
05.7110.BU	294	05.7157.74	302	05.7307.CU	253	05.7412.B1	265	05.7438.GL	336
05.7110.CU	294	05.7157.B1	302	05.7307.GL	253	05.7412.BU	265	05.7439.74	336
05.7110.GL	294	05.7157.BU	302	05.7310.74	254	05.7412.CU	265	05.7439.B1	336
05.7111.74	295	05.7157.CU	302	05.7310.B1	254	05.7412.GL	265	05.7439.BU	336
05.7111.B1	295	05.7157.GL	302	05.7310.BU	254	05.7413.74	265	05.7439.CU	336
05.7111.BU	295	05.7200.74	309	05.7310.CU	254	05.7413.B1	265	05.7439.GL	336
05.7111.CU	295	05.7200.B1	309	05.7310.GL	254	05.7413.BU	265	05.7440.74	315
05.7111.GL	295	05.7200.BU	309	05.7311.74	255	05.7413.CU	265	05.7440.B1	315
05.7112.74	296	05.7200.CU	309	05.7311.B1	255	05.7413.GL	265	05.7440.BU	315
05.7112.B1	296	05.7200.GL	309	05.7311.BU	255	05.7414.74	272	05.7440.CU	315
05.7112.BU	296	05.7201.74	310	05.7311.CU	255	05.7414.B1	272	05.7440.GL	315
05.7112.CU	296	05.7201.B1	310	05.7311.GL	255	05.7414.BU	272	05.7441.74	315
05.7112.GL	296	05.7201.BU	310	05.7312.74	256	05.7414.CU	272	05.7441.B1	315
05.7115.74	294	05.7201.CU	310	05.7312.B1	256	05.7414.GL	272	05.7441.BU	315
05.7115.B1	294	05.7201.GL	310	05.7312.BU	256	05.7415.74	272	05.7441.CU	315
05.7115.BU	294	05.7202.74	311	05.7312.CU	256	05.7415.B1	272	05.7441.GL	315
05.7115.CU	294	05.7202.B1	311	05.7312.GL	256	05.7415.BU	272	05.7442.74	334
05.7115.GL	294	05.7202.BU	311	05.7315.74	254	05.7415.CU	272	05.7442.B1	334
05.7116.74	295	05.7202.CU	311	05.7315.B1	254	05.7415.GL	272	05.7442.BU	334
05.7116.B1	295	05.7202.GL	311	05.7315.BU	254	05.7416.74	278	05.7442.CU	334
05.7116.BU	295	05.7205.74	309	05.7315.CU	254	05.7416.B1	278	05.7442.GL	334
05.7116.CU	295	05.7205.B1	309	05.7315.GL	254	05.7416.BU	278	05.7443.74	334
05.7116.GL	295	05.7205.BU	309	05.7316.74	255	05.7416.CU	278	05.7443.B1	334
05.7117.74	296	05.7205.CU	309	05.7316.B1	255	05.7416.GL	278	05.7443.BU	334
05.7117.B1	296	05.7205.GL	309	05.7316.BU	255	05.7417.74	278	05.7443.CU	334
05.7117.BU	296	05.7206.74	310	05.7316.CU	255	05.7417.B1	278	05.7443.GL	334
05.7117.CU	296	05.7206.B1	310	05.7316.GL	255	05.7417.BU	278	05.7444.74	338
05.7117.GL	296	05.7206.BU	310	05.7317.74	256	05.7417.CU	278	05.7444.B1	338
05.7120.74	298	05.7206.CU	310	05.7317.B1	256	05.7417.GL	278	05.7444.BU	338
05.7120.B1	298	05.7206.GL	310	05.7317.BU	256	05.7420.74	283	05.7444.CU	338
05.7120.BU	298	05.7207.74	311	05.7317.CU	256	05.7420.B1	283	05.7444.GL	338
05.7120.CU	298	05.7207.B1	311	05.7317.GL	256	05.7420.BU	283	05.7445.74	338
05.7120.GL	298	05.7207.BU	311	05.7400.74	328	05.7420.CU	283	05.7445.B1	338

QUICK SEARCH OF PRODUCT

Ref.	Page	Ref.	Page	Ref.	Page	Ref.	Page	Ref.	Page
05.7445.BU	338	06.0097.00	170	06.1622.14A	92	06.2511.14	64	06.5061.14	116
05.7445.CU	338	06.0098.00	170	06.1622.40A	92	06.2511.18	64	06.5061.40	116
05.7445.GL	338	06.0157.00	119	06.1623.14A	92	06.2511.40	64	06.5062.05	116
05.7446.74	319	06.0173.14	13	06.1623.40A	92	06.2511.CZ	64	06.5062.14	116
05.7446.B1	319	06.0301.00	151	06.1624.14	92	06.2540.14	56	06.5062.40	116
05.7446.BU	319	06.0303.00	151	06.1624.40	92	06.2540.18	56	06.5063.05	116
05.7446.CU	319	06.1003.00	624	06.1626.14	93	06.2540.40	56	06.5063.14	116
05.7446.GL	319	06.1005.00	642	06.1626.40	93	06.2540.CZ	56	06.5063.40	116
05.7447.74	319	06.1011.00	611	06.1627.14	93	06.2541.14	56	06.5064.14	116
05.7447.B1	319	06.1012.00	642	06.1627.40	93	06.2541.18	56	06.5064.40	116
05.7447.BU	319	06.1013.00	642	06.1628.14	93	06.2541.40	56	06.5070.05	118
05.7447.CU	319	06.1014.00	643	06.1628.40	93	06.2541.CZ	56	06.5070.14	118
05.7447.GL	319	06.1016.00	642	06.1629.14	93	06.2542.14	56	06.5070.40	118
05.7450.74	257	06.1019.00	642	06.1629.40	93	06.2542.18	56	06.5071.05	118
05.7450.B1	257	06.1020.00	625	06.1630.14	93	06.2542.40	56	06.5071.14	118
05.7450.BU	257	06.1022.00	643	06.1630.40	93	06.2542.CZ	56	06.5071.40	118
05.7450.CU	257	06.1023.00	604	06.1631.14	93	06.2543.14	56	06.5072.05	118
05.7450.GL	257	06.1024.00	605	06.1631.40	93	06.2543.18	56	06.5072.14	118
05.7451.74	257	06.1025.00	604	06.1632.14	93	06.2543.40	56	06.5072.40	118
05.7451.B1	257	06.1026.00	604	06.1632.40	93	06.2543.CZ	56	06.5073.05	118
05.7451.BU	257	06.1027.00	604	06.1633.14	93	06.2544.14	56	06.5073.14	118
05.7451.CU	257	06.1028.00	605	06.1633.40	93	06.2544.18	56	06.5073.40	118
05.7451.GL	257	06.1032.00	245	06.1634.14	93	06.2544.40	56	06.5074.14	118
05.7452.74	261	06.1033.00	245	06.1634.40	93	06.2544.CZ	56	06.5074.40	118
05.7452.B1	261	06.1034.00	245	06.1635.14	93	06.2545.14	57	06.5100.14	16
05.7452.BU	261	06.1049.00	642	06.1635.40	93	06.2545.18	57	06.5100.40	16
05.7452.CU	261	06.1100.00	180	06.1638.14	90	06.2545.40	57	06.5101.14	16
05.7452.GL	261	06.1100.40	180	06.1639.14	90	06.2545.CZ	57	06.5101.40	16
05.7453.74	261	06.1105.00	180	06.1640.14	90	06.2546.14	57	06.5110.14	16
05.7453.B1	261	06.1105.40	180	06.1641.14	90	06.2546.18	57	06.5110.40	16
05.7453.BU	261	06.1110.00	180	06.1642.14	90	06.2546.40	57	06.5111.14	16
05.7453.CU	261	06.1110.40	180	06.1643.14	90	06.2546.CZ	57	06.5111.40	16
05.7453.GL	261	06.1115.00	180	06.1644.14	90	06.5008.14	115	06.5112.14	16
05.7454.74	263	06.1115.40	180	06.1645.14	90	06.5010.05	116	06.5112.40	16
05.7454.B1	263	06.1120.00	180	06.1646.14	90	06.5010.14	116	06.5113.14	16
05.7454.BU	263	06.1120.40	180	06.1647.14	90	06.5010.40	116	06.5113.40	16
05.7454.CU	263	06.1125.00	180	06.1648.14	90	06.5011.05	116	06.5115.14	17
05.7454.GL	263	06.1125.40	180	06.1650.14	90	06.5011.14	116	06.5115.40	17
05.7455.74	263	06.1130.00	180	06.1651.14	90	06.5011.40	116	06.5116.14	17
05.7455.B1	263	06.1130.40	180	06.1656.14	93	06.5012.05	116	06.5116.40	17
05.7455.BU	263	06.1131.00	180	06.1656.40	93	06.5012.14	116	06.5117.14	17
05.7455.CU	263	06.1131.40	180	06.1657.14	93	06.5012.40	116	06.5117.40	17
05.7455.GL	263	06.1132.00	180	06.1657.40	93	06.5013.05	116	06.5118.14	17
05.7456.74	267	06.1132.40	180	06.1740.14	93	06.5013.14	116	06.5118.40	17
05.7456.B1	267	06.1133.00	180	06.1741.14	93	06.5013.40	116	06.5120.14	17
05.7456.BU	267	06.1133.40	180	06.1742.14	93	06.5014.14	116	06.5120.40	17
05.7456.CU	267	06.1134.00	180	06.1800.14	136	06.5014.40	116	06.5121.14	17
05.7456.GL	267	06.1134.40	180	06.1801.14	136	06.5015.05	116	06.5121.40	17
05.7457.74	267	06.1135.00	180	06.1802.14	136	06.5015.14	116	06.5122.14	17
05.7457.B1	267	06.1135.40	180	06.1803.14	136	06.5015.40	116	06.5122.40	17
05.7457.BU	267	06.1140.00	180	06.1804.14	136	06.5016.05	116	06.5123.14	17
05.7457.CU	267	06.1141.00B	181	06.1805.14	136	06.5016.14	116	06.5123.40	17
05.7457.GL	267	06.1142.00B	181	06.1806.14	136	06.5016.40	116	06.5125.14	17
05.7458.74	270	06.1600.14	91	06.1807.14	136	06.5017.05	116	06.5125.40	17
05.7458.B1	270	06.1600.40	91	06.1850.14	150	06.5017.14	116	06.5126.14	17
05.7458.BU	270	06.1601.14	91	06.1851.14	150	06.5017.40	116	06.5126.40	17
05.7458.CU	270	06.1601.40	91	06.1852.14	150	06.5020.05	118	06.5127.14	17
05.7458.GL	270	06.1602.14	91	06.1853.14	150	06.5020.14	118	06.5127.40	17
05.7459.74	270	06.1602.40	91	06.1860.14	151	06.5020.40	118	06.5128.14	17
05.7459.B1	270	06.1603.14	91	06.1860.40	151	06.5021.05	118	06.5128.40	17
05.7459.BU	270	06.1603.40	91	06.1861.14	151	06.5021.14	118	06.5135.14A	16
05.7459.CU	270	06.1604.14	91	06.1861.40	151	06.5021.40	118	06.5135.40A	16
05.7459.GL	270	06.1604.40	91	06.1862.14	151	06.5022.05	118	06.5140.14	16
05.7460.74	274	06.1605.14	91	06.1862.40	151	06.5022.14	118	06.5140.40	16
05.7460.B1	274	06.1605.40	91	06.1863.14	151	06.5022.40	118	06.5141.14	16
05.7460.BU	274	06.1606.14	91	06.1863.40	151	06.5023.05	118	06.5141.40	16
05.7460.CU	274	06.1606.40	91	06.2500.06	56	06.5023.14	118	06.5142.14A	16
05.7460.GL	274	06.1607.14	91	06.2500.14	56	06.5023.40	118	06.5142.40A	16
05.7461.74	274	06.1607.40	91	06.2500.18	56	06.5024.14	118	06.5150.14	17
05.7461.B1	274	06.1608.14	91	06.2500.40	56	06.5024.40	118	06.5150.40	17
05.7461.BU	274	06.1608.40	91	06.2500.CZ	56	06.5025.05	119	06.5151.14	17
05.7461.CU	274	06.1609.14	91	06.2501.06	56	06.5025.14	119	06.5151.40	17
05.7461.GL	274	06.1609.40	91	06.2501.14	56	06.5025.40	119	06.5152.14	17
05.7462.74	276	06.1610.14	91	06.2501.18	56	06.5026.05	119	06.5152.40	17
05.7462.B1	276	06.1610.40	91	06.2501.40	56	06.5026.14	119	06.5153.14	17
05.7462.BU	276	06.1612.14	91	06.2501.CZ	56	06.5026.40	119	06.5153.40	17
05.7462.CU	276	06.1612.40	91	06.2502.06	56	06.5040.14	114	06.5155.14	17
05.7462.GL	276	06.1614.14A	92	06.2502.14	56	06.5041.14	114	06.5155.40	17
05.7463.74	276	06.1614.40A	92	06.2502.18	56	06.5042.14	114	06.5156.14	17
05.7463.B1	276	06.1615.14A	92	06.2502.40	56	06.5043.14	114	06.5156.40	17
05.7463.BU	276	06.1615.40A	92	06.2502.CZ	56	06.5044.14	114	06.5157.14	17
05.7463.CU	276	06.1616.14A	92	06.2506.14	56	06.5045.14	114	06.5157.40	17
05.7463.GL	276	06.1616.40A	92	06.2506.40	56	06.5046.14	114	06.5158.14	17
05.7464.74	280	06.1617.14A	92	06.2509.14	57	06.5047.14	114	06.5158.40	17
05.7464.B1	280	06.1617.40A	92	06.2509.18	57	06.5050.14	114	06.5300.14	48
05.7464.BU	280	06.1618.14A	92	06.2509.40	57	06.5051.14	114	06.5300.1A	48
05.7464.CU	280	06.1618.40A	92	06.2509.CZ	57	06.5052.14	114	06.5300.40	48
05.7464.GL	280	06.1619.14A	92	06.2510.06	64	06.5053.14	114	06.5300.CZ	48
05.7465.74	280	06.1619.40A	92	06.2510.14	64	06.5054.14	114	06.5301.14	48
05.7465.B1	280	06.1620.14A	92	06.2510.18	64	06.5060.05	116	06.5301.1A	48
05.7465.BU	280	06.1620.40A	92	06.2510.40	64	06.5060.14	116	06.5301.40	48
05.7465.CU	280	06.1621.14A	92	06.2510.CZ	64	06.5060.40	116	06.5301.CZ	48
05.7465.GL	280	06.1621.40A	92	06.2511.06	64	06.5061.05	116	06.5302.14	48

QUICK SEARCH OF PRODUCT

Ref.	Page	Ref.	Page	Ref.	Page	Ref.	Page	Ref.	Page
06.5302.1A	48	06.6033.40	75	08.0505.00	430	08.8027.08.UV	443	08.8240.00B	375
06.5302.40	48	06.6034.14	75	08.0506.14	431	08.8027.14.AC	443	08.8242.14	395
06.5302.CZ	48	06.6034.40	75	08.0506.40	431	08.8027.14.AM	443	08.8243.00	375
06.5303.14	48	06.6035.14	75	08.0506.CE	431	08.8027.14.AO	443	08.8243.00.1U	375
06.5303.1A	48	06.6036.14	75	08.0506.TK	431	08.8027.14.CL	443	08.8243.00.5U	375
06.5303.40	48	06.6036.40	75	08.0507.14	431	08.8027.14.DL	443	08.8246.00	573
06.5303.CZ	48	07.9000.01.E3	572	08.0507.40	431	08.8027.14.HL	443	08.8250.00	375
06.5304.14	49	07.9000.04.E3	572	08.0507.CE	431	08.8027.14.IR	443	08.8251.00	356
06.5304.1A	49	07.9000.18.E3	572	08.0507.TK	431	08.8027.14.ND	443	08.8256.00	573
06.5304.40	49	07.9000.72.E3	572	08.0510.00	221	08.8027.14.RO	443	08.8261.00	569
06.5304.CZ	49	07.9001.01.E3	572	08.0511.00	221	08.8027.14.UV	443	08.8270.00	641
06.5305.14	49	07.9001.04.E3	572	08.0512.00	221	08.8027.20.AC	443	08.8270.14	447
06.5305.1A	49	07.9001.18.E3	572	08.0513.00	221	08.8027.20.AM	443	08.8294.00A	604
06.5305.40	49	07.9001.72.E3	572	08.0515.00	221	08.8027.20.AO	443	08.8296.00A	604
06.5305.CZ	49	07.9004.01	573	08.0516.00	221	08.8027.20.CL	443	08.8297.00	643
06.5306.14	49	07.9004.04	573	08.0517.00	221	08.8027.20.DL	443	08.8298.00	643
06.5306.1A	49	07.9004.18	573	08.0518.00	221	08.8027.20.HL	443	08.8306.00	603
06.5306.40	49	07.9004.72	573	08.0520.02	542	08.8027.20.IR	443	08.8307.00	603
06.5306.CZ	49	07.9005.01	573	08.0520.14	542	08.8027.20.ND	443	08.8308.00	603
06.5310.14	48	07.9005.04	573	08.0520.40	542	08.8027.20.RO	443	08.8314.00	603
06.5310.1A	48	07.9005.18	573	08.0521.02	542	08.8027.20.UV	443	08.8315.00	603
06.5310.40	48	07.9005.72	573	08.0521.14	542	08.8029.08	443	08.8316.00	603
06.5310.CZ	48	07.9006.01C	572	08.0521.40	542	08.8029.14	443	08.8320.00	603
06.5311.14	48	07.9006.04C	572	08.0522.02	542	08.8029.20	443	08.8321.00	603
06.5311.1A	48	07.9006.18C	572	08.0522.14	542	08.8030.08	443	08.8322.00	603
06.5311.40	48	07.9006.72C	572	08.0522.40	542	08.8030.14	443	08.8330.00	603
06.5311.CZ	48	07.9007.01B	572	08.0523.02	542	08.8030.20	443	08.8356.00	603
06.5312.14	49	07.9007.04B	572	08.0523.14	542	08.8034.14	537	08.8359.00	394
06.5312.1A	49	07.9007.18B	572	08.0523.40	542	08.8036.14	537	08.8363.14	177
06.5312.40	49	07.9007.72B	572	08.0524.02	543	08.8041.68	407	08.8363.30	177
06.5312.CZ	49	07.9630.18	553	08.0524.14	543	08.8042.64.OD	407	08.8377.14	395
06.5313.14	49	07.9630.70	552	08.0524.40	543	08.8042.65.OD	407	08.8380.14	177
06.5313.1A	49	07.9630.76	553	08.0525.02	543	08.8042.66.OD	407	08.8380.30	177
06.5313.40	49	07.9630.7C	553	08.0525.14	543	08.8042.67.OD	407	08.8410.00	479
06.5313.CZ	49	07.9630.AN	552	08.0525.40	543	08.8042.68	407	08.8411.00	479
06.5314.14	48	07.9630.AP	552	08.0526.00	521	08.8042.69	407	08.8412.14	375
06.5314.1A	48	07.9630.CE	553	08.0526.40	154	08.8042.98.OD	407	08.8413.00	394
06.5314.40	48	07.9641.14A	552	08.0550.00	430	08.8042.CL	407	08.8414.00	394
06.5314.CZ	48	07.9641.14ADA	552	08.0551.00	430	08.8042.DL	407	08.8415.00	394
06.5315.14	49	07.9641.14ADP	552	08.0555.00	430	08.8042.ND	407	08.8418.68A	409
06.5315.1A	49	07.9642.14A	552	08.0556.14	431	08.8049.14	395	08.8419.14A	409
06.5315.40	49	07.9642.14ADA	552	08.0556.40	431	08.8080.00	442	08.8420.00	356
06.5315.CZ	49	07.9642.14ADP	552	08.0556.CE	431	08.8081.00	442	08.8421.00	356
06.5400.14	31	08.0031.00	165	08.0556.TK	431	08.8084.00	442	08.8422.00	565
06.5400.40	31	08.0031.00.DA	165	08.0557.14	431	08.8085.00	442	08.8423.00	567
06.5401.14	31	08.0032.00	16	08.0557.40	431	08.8118.68	395	08.8427.14	99
06.5401.40	31	08.0033.00	16	08.0557.CE	431	08.8119.00	394	08.8428.00	521
06.5402.14	31	08.0050.00	409	08.0557.TK	431	08.8137.00	394	08.8429.00	521
06.5402.40	31	08.0052.90	221	08.0580.00	230	08.8149.02	400	08.8431.00	521
06.5403.14	31	08.0059.90	221	08.0581.00	230	08.8149.14	400	08.8432.00	521
06.5403.40	31	08.0109.00	165	08.0582.00	230	08.8149.30	400	08.8439.14	136
06.5404.14	31	08.0110.00	165	08.0583.00	230	08.8152.00	400	08.8450.00	395
06.5404.40	31	08.0111.00	165	08.0584.00	230	08.8156.00	356	08.8451.00	395
06.5405.14	31	08.0112.00	165	08.0586.00	230	08.8160.64.OD	501	08.8452.00	395
06.5405.40	31	08.0113.00	165	08.0600.14	117	08.8160.65.OD	501	08.8453.14	395
06.5410.14	31	08.0114.00	165	08.0600.40	117	08.8160.66.OD	501	08.8453.40	395
06.5410.40	31	08.0132.00	356	08.0611.14	116	08.8160.67.OD	501	08.8479.00	356
06.5411.14	31	08.0160.14	236	08.0612.14	119	08.8160.68	501	08.8491.14	356
06.5411.40	31	08.0160.40	236	08.0613.14A	131	08.8160.69	501	08.8491.30	356
06.5412.14	31	08.0161.14	236	08.0614.14	119	08.8160.98.OD	501	08.8491.BU	356
06.5412.40	31	08.0161.40	236	08.0615.00	117	08.8160.CL	501	08.8491.GL	356
06.5413.14	31	08.0164.14	236	08.0616.00	117	08.8160.DL	501	08.8495.14	479
06.5413.40	31	08.0164.40	236	08.0626.00	119	08.8160.ND	501	08.8501.64.OD	507
06.5414.14	31	08.0165.14	236	08.0627.00	119	08.8163.68	501	08.8501.65.OD	507
06.5414.40	31	08.0165.40	236	08.0630.14	57	08.8166.14	501	08.8501.66.OD	507
06.5415.14	31	08.0166.00	236	08.0630.40	57	08.8169.14	501	08.8501.67.OD	507
06.5415.40	31	08.0167.00	236	08.0631.14	119	08.8175.68	501	08.8501.69	507
06.5420.14	31	08.0175.14	457	08.0631.40	119	08.8180.08	443	08.8501.CL	507
06.5420.40	31	08.0176.14	457	08.0632.14	119	08.8180.14	443	08.8501.DL	507
06.5421.14	31	08.0177.14	457	08.0632.40	119	08.8180.20	443	08.8501.ND	507
06.5421.40	31	08.0178.14	457	08.0640.02	542	08.8182.14	177	08.8502.14	507
06.5430.14	31	08.0180.00	13	08.0640.14	542	08.8186.14	501	08.8503.64.OD	443
06.5430.40	31	08.0181.00	13	08.0640.40	542	08.8187.00	435	08.8503.65.OD	443
06.6000.14	74	08.0182.00	13	08.0641.02	542	08.8188.00	435	08.8503.66.OD	443
06.6001.14	74	08.0190.14	84	08.0641.14	542	08.8191.00	435	08.8503.67.OD	443
06.6002.14	74	08.0191.14	84	08.0641.40	542	08.8192.00	435	08.8503.69	443
06.6003.14	74	08.0192.00	236	08.0642.02	543	08.8196.14	537	08.8503.CL	443
06.6004.14	74	08.0193.00	236	08.0642.14	543	08.8222.30A	375	08.8503.DL	443
06.6010.14	75	08.0194.00	13	08.0642.40	543	08.8229.30A	375	08.8503.ND	443
06.6010.40	75	08.0195.00	13	08.3309.14	177	08.8230.64.OD	177	08.8512.00C	604
06.6011.14	75	08.0205.00	517	08.8012.00	573	08.8230.65.OD	177	08.8513.00C	604
06.6011.40	75	08.0206.00	517	08.8025.08	443	08.8230.66.OD	177	08.8523.00	442
06.6012.14	75	08.0207.00	517	08.8025.14	443	08.8230.67.OD	177	08.8524.00	442
06.6012.40	75	08.0208.00	517	08.8025.20	443	08.8230.69	177	08.8525.00	442
06.6013.14	75	08.0209.DR	517	08.8027.08.AC	443	08.8230.98.OD	177	08.8526.00	442
06.6013.40	75	08.0209.DY	517	08.8027.08.AM	443	08.8230.CL	177	08.8572.14C	241
06.6014.14	75	08.0210.00	517	08.8027.08.AO	443	08.8230.DL	177	08.8572.14C1V	241
06.6014.40	75	08.0211.DR	517	08.8027.08.CL	443	08.8230.ND	177	08.8572.14CDA	241
06.6030.14	74	08.0211.DY	517	08.8027.08.DL	443	08.8232.02	501	08.8573.14C	241
06.6031.14	75	08.0212.DR	517	08.8027.08.HL	443	08.8232.14	501	08.8573.14C1V	241
06.6031.40	75	08.0212.DY	517	08.8027.08.IR	443	08.8232.30	501	08.8573.14CDA	241
06.6032.14	74	08.0500.00	430	08.8027.08.ND	443	08.8238.14	537	08.8590.06A	608
06.6033.14	75	08.0501.00	430	08.8027.08.RO	443	08.8239.00B	375	08.8590.40A	608

QUICK SEARCH OF PRODUCT

Ref.	Page	Ref.	Page	Ref.	Page	Ref.	Page	Ref.	Page
08.8590.AAA	608	08.9050.NS	165	09.0365.30	175	09.2125.14	555	09.2427.14B	499
08.8591.06A	608	08.9051.02	165	09.0366.14	175	09.2125.40	555	09.2427.30B	499
08.8591.40A	608	08.9051.40	165	09.0366.30	175	09.2127.05	555	09.2430.02C	497
08.8591.AAA	608	08.9051.NS	165	09.0367.14	175	09.2127.14	555	09.2430.14C	497
08.8595.06A	608	08.9052.02	165	09.0367.30	175	09.2127.40	555	09.2430.30C	497
08.8595.40A	608	08.9052.40	165	09.1600.02	400	09.2150.05A	506	09.2431.02C	497
08.8595.AAA	608	08.9052.NS	165	09.1600.14	400	09.2150.14A	506	09.2431.14C	497
08.8596.06A	608	08.9053.02	165	09.1600.30	400	09.2150.30A	506	09.2431.30C	497
08.8596.40A	608	08.9053.40	165	09.1630.02C	398	09.2151.05A	506	09.2432.02C	497
08.8596.AAA	608	08.9053.NS	165	09.1630.02C1V	398	09.2151.14A	506	09.2432.14C	497
08.8634.00	119	08.9054.02	165	09.1630.02CDA	398	09.2151.30A	506	09.2432.30C	497
08.8662.14C	241	08.9054.40	165	09.1630.14C	398	09.2152.05A	506	09.2435.02B	499
08.8662.14C1V	241	08.9054.NS	165	09.1630.14C1V	398	09.2152.14A	506	09.2435.14B	499
08.8662.14CDA	241	08.9055.02	165	09.1630.14CDA	398	09.2152.30A	506	09.2435.30B	499
08.8663.14C	241	08.9055.40	165	09.1630.30C	398	09.2155.05A	507	09.2436.02B	499
08.8663.14C1V	241	08.9055.NS	165	09.1630.30C1V	398	09.2155.14A	507	09.2436.14B	499
08.8663.14CDA	241	08.9056.02	165	09.1630.30CDA	398	09.2155.30A	507	09.2436.30B	499
08.8701.14	174	08.9056.40	165	09.1631.02C	398	09.2156.05A	507	09.2437.02B	499
08.8701.30	174	08.9056.NS	165	09.1631.02C1V	398	09.2156.14A	507	09.2437.14B	499
08.8702.14	174	08.9057.02	165	09.1631.02CDA	398	09.2156.30A	507	09.2437.30B	499
08.8702.30	174	08.9057.40	165	09.1631.14C	398	09.2157.05A	507	09.2450.02C	494
08.8705.14	174	08.9057.NS	165	09.1631.14C1V	398	09.2157.14A	507	09.2450.14C	494
08.8705.30	174	08.9058.02	165	09.1631.14CDA	398	09.2157.30A	507	09.2450.30C	494
08.8706.14	174	08.9058.40	165	09.1631.30C	398	09.2160.05A	506	09.2451.02C	494
08.8706.30	174	08.9058.NS	165	09.1631.30C1V	398	09.2160.14A	506	09.2451.14C	494
08.8707.14	174	08.9070.14	150	09.1631.30CDA	398	09.2160.30A	506	09.2451.30C	494
08.8707.30	174	08.9071.14	151	09.1632.02C	398	09.2161.05A	506	09.2452.02C	494
08.8708.14	174	08.9071.40	151	09.1632.02C1V	398	09.2161.14A	506	09.2452.14C	494
08.8708.30	174	08.9074.14	151	09.1632.02CDA	398	09.2161.30A	506	09.2452.30C	494
08.8709.14	174	08.9102.00	427	09.1632.14C	398	09.2162.05A	506	09.2455.02B	496
08.8709.30	174	08.9103.00	427	09.1632.14C1V	398	09.2162.14A	506	09.2455.14B	496
08.8710.14	174	08.9104.00	356	09.1632.14CDA	398	09.2162.30A	506	09.2455.30B	496
08.8710.30	174	08.9105.00	427	09.1632.30C	398	09.2165.05A	507	09.2456.02B	496
08.8711.00	174	08.9107.00	521	09.1632.30C1V	398	09.2165.14A	507	09.2456.14B	496
08.8720.14	174	08.9108.00	521	09.1632.30CDA	398	09.2165.30A	507	09.2456.30B	496
08.8720.30	174	08.9109.00	521	09.1635.02C	398	09.2166.05A	507	09.2457.02B	496
08.8721.14	174	08.9110.00	521	09.1635.02C1V	398	09.2166.14A	507	09.2457.14B	496
08.8721.30	174	08.9111.00	521	09.1635.02CDA	398	09.2166.30A	507	09.2457.30B	496
08.8759.00	100	08.9114.00	356	09.1635.14C	398	09.2167.05A	507	09.2460.02C	494
08.8760.00	100	09.0045.29B	557	09.1635.14C1V	398	09.2167.14A	507	09.2460.14C	494
08.8761.00	100	09.0045.30B	557	09.1635.14CDA	398	09.2167.30A	507	09.2460.30C	494
08.8763.14	488	09.0045.BZB	557	09.1635.30C	398	09.2400.02C	493	09.2461.02C	494
08.8766.64.OD	488	09.0100.29B	557	09.1635.30C1V	398	09.2400.14C	493	09.2461.14C	494
08.8766.65.OD	488	09.0100.30B	557	09.1635.30CDA	398	09.2400.30C	493	09.2461.30C	494
08.8766.66.OD	488	09.0100.BZB	557	09.1636.02C	398	09.2401.02C	493	09.2462.02C	494
08.8766.67.OD	488	09.0101.29B	557	09.1636.02C1V	398	09.2401.14C	493	09.2462.14C	494
08.8768.14	488	09.0101.30B	557	09.1636.02CDA	398	09.2401.30C	493	09.2462.30C	494
08.8775.40	553	09.0101.BZB	557	09.1636.14C	398	09.2402.02C	493	09.2465.02B	496
08.8782.30	462	09.0102.29B	557	09.1636.14C1V	398	09.2402.14C	493	09.2465.14B	496
08.8783.06	462	09.0102.30B	557	09.1636.14CDA	398	09.2402.30C	493	09.2465.30B	496
08.8783.14	462	09.0102.BZB	557	09.1636.30C	398	09.2405.02B	495	09.2466.02B	496
08.8783.30	462	09.0103.29B	557	09.1636.30C1V	398	09.2405.14B	495	09.2466.14B	496
08.8865.14A	90	09.0103.30B	557	09.1636.30CDA	398	09.2405.30B	495	09.2466.30B	496
08.8866.14	150	09.0103.BZB	557	09.1637.02C	398	09.2406.02B	495	09.2467.02B	496
08.8867.14	150	09.0104.29A	557	09.1637.02C1V	398	09.2406.14B	495	09.2467.14B	496
08.8883.14A	119	09.0104.30A	557	09.1637.02CDA	398	09.2406.30B	495	09.2467.30B	496
08.8883.40A	119	09.0104.BZA	557	09.1637.14C	398	09.2407.02B	495	09.2470.02C	498
08.8886.14	94	09.0120.29B	557	09.1637.14C1V	398	09.2407.14B	495	09.2470.14C	498
08.8886.14.DA	94	09.0120.30B	557	09.1637.14CDA	398	09.2407.30B	495	09.2470.30C	498
08.8886.40	94	09.0120.BZB	557	09.1637.30C	398	09.2410.02C	493	09.2471.02C	498
08.8886.40.DA	94	09.0203.14	176	09.1637.30C1V	398	09.2410.14C	493	09.2471.14C	498
08.8887.14A	93	09.0203.30	176	09.1637.30CDA	398	09.2410.30C	493	09.2471.30C	498
08.8887.40A	93	09.0211.14A	175	09.1640.02B	399	09.2411.02C	493	09.2472.02C	498
08.8889.14	119	09.0211.30A	175	09.1640.14B	399	09.2411.14C	493	09.2472.14C	498
08.8889.40	119	09.0212.14A	175	09.1640.30B	399	09.2411.30C	493	09.2472.30C	498
08.8914.00	180	09.0212.30A	175	09.1641.02B	399	09.2412.02C	493	09.2475.02B	500
08.8914.40	180	09.0213.14A	175	09.1641.14B	399	09.2412.14C	493	09.2475.14B	500
08.8915.00	181	09.0213.30A	175	09.1641.30B	399	09.2412.30C	493	09.2475.30B	500
08.8930.68	407	09.0217.14A	175	09.1642.02B	399	09.2415.02B	495	09.2476.02B	500
08.8931.68	407	09.0217.30A	175	09.1642.14B	399	09.2415.14B	495	09.2476.14B	500
08.8932.64.OD	407	09.0218.14A	175	09.1642.30B	399	09.2415.30B	495	09.2476.30B	500
08.8932.65.OD	407	09.0218.30A	175	09.1645.02B	399	09.2416.02B	495	09.2477.02B	500
08.8932.66.OD	407	09.0219.14A	175	09.1645.14B	399	09.2416.14B	495	09.2477.14B	500
08.8932.67.OD	407	09.0219.30A	175	09.1645.30B	399	09.2416.30B	495	09.2477.30B	500
08.8932.69	407	09.0220.14A	176	09.1646.02B	399	09.2417.02B	495	09.2480.02C	498
08.8932.98.OD	407	09.0220.30A	176	09.1646.14B	399	09.2417.14B	495	09.2480.14C	498
08.8932.CL	407	09.0221.14A	176	09.1646.30B	399	09.2417.30B	495	09.2480.30C	498
08.8932.DL	407	09.0221.30A	176	09.1647.02B	399	09.2420.02C	497	09.2481.02C	498
08.8932.ND	407	09.0230.14	176	09.1647.14B	399	09.2420.14C	497	09.2481.14C	498
08.8933.68	407	09.0230.30	176	09.1647.30B	399	09.2420.30C	497	09.2481.30C	498
08.8974.00	361	09.0231.14	176	09.2110.05A	555	09.2421.02C	497	09.2482.02C	498
08.8975.00	361	09.0231.30	176	09.2110.05ADA	555	09.2421.14C	497	09.2482.14C	498
08.8976.14	361	09.0232.14	176	09.2110.14A	555	09.2421.30C	497	09.2482.30C	498
08.8977.00	361	09.0232.30	176	09.2110.14ADA	555	09.2422.02C	497	09.2485.02B	500
08.8978.00	361	09.0233.14	176	09.2110.40A	555	09.2422.14C	497	09.2485.14B	500
08.8979.00	361	09.0233.30	176	09.2110.40ADA	555	09.2422.30C	497	09.2485.30B	500
08.8980.14	361	09.0360.14	175	09.2112.05A	555	09.2425.02B	499	09.2486.02B	500
08.8994.14	382	09.0360.30	175	09.2112.05ADA	555	09.2425.14B	499	09.2486.14B	500
08.8994.30	382	09.0361.14	175	09.2112.14A	555	09.2425.30B	499	09.2486.30B	500
08.8995.14	382	09.0361.30	175	09.2112.14ADA	555	09.2426.02B	499	09.2487.02B	500
08.8995.30	382	09.0362.14	175	09.2112.40A	555	09.2426.14B	499	09.2487.14B	500
08.9050.02	165	09.0362.30	175	09.2112.40ADA	555	09.2426.30B	499	09.2487.30B	500
08.9050.40	165	09.0365.14	175	09.2125.05	555	09.2427.02B	499	09.2570.02A	492

QUICK SEARCH OF PRODUCT

Ref.	Page	Ref.	Page	Ref.	Page	Ref.	Page	Ref.	Page
09.2570.14A	492	09.2884.30	487	09.2960.30.DA	486	09.3706.30B	461	09.3830.18	62
09.2570.30A	492	09.2884.30.DA	487	09.2961.14	486	09.3707.06	461	09.3830.1A	46
09.2571.02A	492	09.2885.14	484	09.2961.14.DA	486	09.3707.14	461	09.3830.40	62
09.2571.14A	492	09.2885.14.DA	484	09.2961.30	486	09.3707.30	461	09.3830.CZ	62
09.2571.30A	492	09.2885.30	484	09.2961.30.DA	486	09.3708.06A	461	09.3831.06	62
09.2575.02A	492	09.2885.30.DA	484	09.2962.14	487	09.3708.14A	461	09.3831.14	62
09.2575.14A	492	09.2886.14	484	09.2962.14.DA	487	09.3708.30A	461	09.3831.18	62
09.2575.30A	492	09.2886.14.DA	484	09.2962.30	487	09.3710.06B	462	09.3831.1A	46
09.2576.02A	492	09.2886.30	484	09.2962.30.DA	487	09.3710.14B	462	09.3831.40	62
09.2576.14A	492	09.2886.30.DA	484	09.2963.14	487	09.3710.30B	462	09.3831.CZ	62
09.2576.30A	492	09.2887.14	484	09.2963.14.DA	487	09.3711.06B	462	09.3832.06	62
09.2580.02A	496	09.2887.14.DA	484	09.2963.30	487	09.3711.14B	462	09.3832.14	62
09.2580.14A	496	09.2887.30	484	09.2963.30.DA	487	09.3711.30B	462	09.3832.18	62
09.2580.30A	496	09.2887.30.DA	484	09.2964.14	487	09.3750.06	460	09.3832.1A	46
09.2581.02A	496	09.2888.14	482	09.2964.14.DA	487	09.3750.14	460	09.3832.40	62
09.2581.14A	496	09.2888.14.DA	482	09.2964.30	487	09.3750.30	460	09.3832.CZ	62
09.2581.30A	496	09.2888.30	482	09.2964.30.DA	487	09.3751.06	460	09.3833.06	62
09.2585.02A	497	09.2888.30.DA	482	09.2991.14	484	09.3751.14	460	09.3833.14	62
09.2585.14A	497	09.2889.14	482	09.2991.14.DA	484	09.3751.30	460	09.3833.18	62
09.2585.30A	497	09.2889.14.DA	482	09.2991.30	484	09.3755.06	460	09.3833.1A	46
09.2586.02A	497	09.2889.30	482	09.2991.30.DA	484	09.3755.14	460	09.3833.40	62
09.2586.14A	497	09.2889.30.DA	482	09.2992.14	484	09.3755.30	460	09.3833.CZ	62
09.2586.30A	497	09.2890.14	482	09.2992.14.DA	484	09.3756.06	460	09.3840.06	63
09.2865.14	487	09.2890.14.DA	482	09.2992.30	484	09.3756.14	460	09.3840.14	63
09.2865.14.DA	487	09.2890.30	482	09.2992.30.DA	484	09.3756.30	460	09.3840.18	63
09.2865.30	487	09.2890.30.DA	482	09.2993.14	484	09.3780.06	460	09.3840.1A	46
09.2865.30.DA	487	09.2891.14	485	09.2993.14.DA	484	09.3780.14	460	09.3840.40	63
09.2866.14	487	09.2891.14.DA	485	09.2993.30	484	09.3780.30	460	09.3840.CZ	63
09.2866.14.DA	487	09.2891.30	485	09.2993.30.DA	484	09.3781.06	460	09.3841.06	63
09.2866.30	487	09.2891.30.DA	485	09.2994.14	485	09.3781.14	460	09.3841.14	63
09.2866.30.DA	487	09.2892.14	485	09.2994.14.DA	485	09.3781.30	460	09.3841.18	63
09.2867.14	487	09.2892.14.DA	485	09.2994.30	485	09.3800.06	58	09.3841.1A	46
09.2867.14.DA	487	09.2892.30	485	09.2994.30.DA	485	09.3800.14	58	09.3841.40	63
09.2867.30	487	09.2892.30.DA	485	09.2995.14	485	09.3800.18	58	09.3841.CZ	63
09.2867.30.DA	487	09.2893.14	485	09.2995.14.DA	485	09.3800.40	58	09.3842.06	63
09.2870.14	482	09.2893.14.DA	485	09.2995.30	485	09.3800.CZ	58	09.3842.14	63
09.2870.14.DA	482	09.2893.30	485	09.2995.30.DA	485	09.3801.06	58	09.3842.18	63
09.2870.30	482	09.2893.30.DA	485	09.2996.14	485	09.3801.14	58	09.3842.1A	46
09.2870.30.DA	482	09.2894.14	483	09.2996.14.DA	485	09.3801.18	58	09.3842.40	63
09.2871.14	482	09.2894.14.DA	483	09.2996.30	485	09.3801.40	58	09.3842.CZ	63
09.2871.14.DA	482	09.2894.30	483	09.2996.30.DA	485	09.3801.CZ	58	09.3843.06	63
09.2871.30	482	09.2894.30.DA	483	09.2997.14	484	09.3802.06	58	09.3843.14	63
09.2871.30.DA	482	09.2895.14	483	09.2997.14.DA	484	09.3802.14	58	09.3843.18	63
09.2872.14	482	09.2895.14.DA	483	09.2997.30	484	09.3802.18	58	09.3843.1A	46
09.2872.14.DA	482	09.2895.30	483	09.2997.30.DA	484	09.3802.40	58	09.3843.40	63
09.2872.30	482	09.2895.30.DA	483	09.2998.14	484	09.3802.CZ	58	09.3843.CZ	63
09.2872.30.DA	482	09.2896.14	483	09.2998.14.DA	484	09.3803.06	58	09.3850.06	63
09.2873.14	485	09.2896.14.DA	483	09.2998.30	484	09.3803.14	58	09.3850.14	63
09.2873.14.DA	485	09.2896.30	483	09.2998.30.DA	484	09.3803.18	58	09.3850.18	63
09.2873.30	485	09.2896.30.DA	483	09.2999.14	484	09.3803.40	58	09.3850.40	63
09.2873.30.DA	485	09.2897.14	486	09.2999.14.DA	484	09.3803.CZ	58	09.3850.CZ	63
09.2874.14	485	09.2897.14.DA	486	09.2999.30	484	09.3810.06	59	09.3851.06	63
09.2874.14.DA	485	09.2897.30	486	09.2999.30.DA	484	09.3810.14	59	09.3851.14	63
09.2874.30	485	09.2897.30.DA	486	09.3000.01C	569	09.3810.18	59	09.3851.18	63
09.2874.30.DA	485	09.2898.14	486	09.3000.04C	569	09.3810.40	59	09.3851.40	63
09.2875.14	485	09.2898.14.DA	486	09.3000.18C	569	09.3810.CZ	59	09.3851.CZ	63
09.2875.14.DA	485	09.2898.30	486	09.3000.72C	569	09.3811.06	59	09.3860.06	60
09.2875.30	485	09.2898.30.DA	486	09.3001.01B	569	09.3811.14	59	09.3860.14	60
09.2875.30.DA	485	09.2899.14	486	09.3001.04B	569	09.3811.18	59	09.3860.18	60
09.2876.14	483	09.2899.14.DA	486	09.3001.18B	569	09.3811.40	59	09.3860.40	60
09.2876.14.DA	483	09.2899.30	486	09.3001.72B	569	09.3811.CZ	59	09.3860.CZ	60
09.2876.30	483	09.2899.30.DA	486	09.3100.14A	418	09.3812.06	59	09.3861.06	60
09.2876.30.DA	483	09.2953.14	482	09.3100.30A	418	09.3812.14	59	09.3861.14	60
09.2877.14	483	09.2953.14.DA	482	09.3101.14A	418	09.3812.18	59	09.3861.18	60
09.2877.14.DA	483	09.2953.30	482	09.3101.30A	418	09.3812.40	59	09.3861.40	60
09.2877.30	483	09.2953.30.DA	482	09.3105.14A	419	09.3812.CZ	59	09.3861.CZ	60
09.2877.30.DA	483	09.2954.14	482	09.3105.30A	419	09.3813.06	59	09.3862.06	60
09.2878.14	483	09.2954.14.DA	482	09.3106.14A	419	09.3813.14	59	09.3862.14	60
09.2878.14.DA	483	09.2954.30	482	09.3106.30A	419	09.3813.18	59	09.3862.18	60
09.2878.30	483	09.2954.30.DA	482	09.3110.14A	418	09.3813.40	59	09.3862.40	60
09.2878.30.DA	483	09.2955.14	482	09.3110.30A	418	09.3813.CZ	59	09.3862.CZ	60
09.2879.14	486	09.2955.14.DA	482	09.3111.14A	418	09.3820.06	61	09.3863.06	60
09.2879.14.DA	486	09.2955.30	482	09.3111.30A	418	09.3820.14	61	09.3863.14	60
09.2879.30	486	09.2955.30.DA	482	09.3115.14A	419	09.3820.18	61	09.3863.18	60
09.2879.30.DA	486	09.2956.14	483	09.3115.30A	419	09.3820.40	61	09.3863.40	60
09.2880.14	486	09.2956.14.DA	483	09.3116.14A	419	09.3820.CZ	61	09.3863.CZ	60
09.2880.14.DA	486	09.2956.30	483	09.3116.30A	419	09.3821.06	61	09.3864.06	60
09.2880.30	486	09.2956.30.DA	483	09.3200.29A	565	09.3821.14	61	09.3864.14	60
09.2880.30.DA	486	09.2957.14	483	09.3200.30A	565	09.3821.18	61	09.3864.18	60
09.2881.14	486	09.2957.14.DA	483	09.3200.55A	565	09.3821.40	61	09.3864.40	60
09.2881.14.DA	486	09.2957.30	483	09.3200.ANA	565	09.3821.CZ	61	09.3864.CZ	60
09.2881.30	486	09.2957.30.DA	483	09.3200.BZA	565	09.3822.06	61	09.3865.06	60
09.2881.30.DA	486	09.2958.14	483	09.3201.29A	565	09.3822.14	61	09.3865.14	60
09.2882.14	487	09.2958.14.DA	483	09.3201.30A	565	09.3822.18	61	09.3865.18	60
09.2882.14.DA	487	09.2958.30	483	09.3201.55A	565	09.3822.40	61	09.3865.40	60
09.2882.30	487	09.2958.30.DA	483	09.3201.ANA	565	09.3822.CZ	61	09.3865.CZ	60
09.2882.30.DA	487	09.2959.14	486	09.3201.BZA	565	09.3823.06	61	09.3880.14	67
09.2883.14	487	09.2959.14.DA	486	09.3310.01C	567	09.3823.14	61	09.3880.40	67
09.2883.14.DA	487	09.2959.30	486	09.3310.04C	567	09.3823.18	61	09.3881.14	67
09.2883.30	487	09.2959.30.DA	486	09.3310.72C	567	09.3823.40	61	09.3881.40	67
09.2883.30.DA	487	09.2960.14	486	09.3705.14B	461	09.3823.CZ	61	09.3882.14	67
09.2884.14	487	09.2960.14.DA	486	09.3705.30B	461	09.3830.06	62	09.3882.40	67
09.2884.14.DA	487	09.2960.30	486	09.3706.14B	461	09.3830.14	62	09.3883.14	67

QUICK SEARCH OF PRODUCT

Ref.	Page	Ref.	Page	Ref.	Page	Ref.	Page	Ref.	Page
09.3883.40	67	09.3931.40	62	09.4252.14.DA	475	09.4464.30A	469	09.4524.14ADA	379
09.3884.14	67	09.3931.CZ	62	09.4252.30	475	09.4464.30ADA	469	09.4524.30A	379
09.3884.40	67	09.3932.06	62	09.4252.30.DA	475	09.4465.14A	469	09.4524.30ADA	379
09.3885.14	67	09.3932.14	62	09.4263.14	478	09.4465.14ADA	469	09.4525.14A	379
09.3885.40	67	09.3932.18	62	09.4263.14.DA	478	09.4465.30A	469	09.4525.14ADA	379
09.3886.14	67	09.3932.40	62	09.4263.30	478	09.4465.30ADA	469	09.4525.30A	379
09.3886.40	67	09.3932.CZ	62	09.4263.30.DA	478	09.4470.14A	469	09.4525.30ADA	379
09.3887.14	67	09.3933.06	62	09.4264.14A	478	09.4470.14ADA	469	09.4526.14A	379
09.3887.40	67	09.3933.14	62	09.4264.14ADA	478	09.4470.30A	469	09.4526.14ADA	379
09.3890.14	69	09.3933.18	62	09.4264.30A	478	09.4470.30ADA	469	09.4526.30A	379
09.3890.40	69	09.3933.40	62	09.4264.30ADA	478	09.4471.14A	469	09.4526.30ADA	379
09.3891.14	69	09.3933.CZ	62	09.4265.14	478	09.4471.14ADA	469	09.4527.14A	379
09.3891.40	69	09.3940.06	63	09.4265.14.DA	478	09.4471.30A	469	09.4527.14ADA	379
09.3892.14	69	09.3940.14	63	09.4265.30	478	09.4471.30ADA	469	09.4527.30A	379
09.3892.40	69	09.3940.18	63	09.4265.30.DA	478	09.4472.14A	469	09.4527.30ADA	379
09.3893.14	69	09.3940.40	63	09.4270.14	478	09.4472.14ADA	469	09.4840.14A	472
09.3893.40	69	09.3940.CZ	63	09.4270.14.DA	478	09.4472.30A	469	09.4840.14ADA	472
09.3894.14	69	09.3941.06	63	09.4270.30	478	09.4472.30ADA	469	09.4840.30A	472
09.3894.40	69	09.3941.14	63	09.4270.30.DA	478	09.4480.14A	468	09.4840.30ADA	472
09.3895.14	69	09.3941.18	63	09.4271.14A	478	09.4480.30A	468	09.4841.14A	472
09.3895.40	69	09.3941.40	63	09.4271.14ADA	478	09.4481.14A	468	09.4841.14ADA	472
09.3896.14	69	09.3941.CZ	63	09.4271.30A	478	09.4481.30A	468	09.4841.30A	472
09.3896.40	69	09.3942.06	63	09.4271.30ADA	478	09.4482.14A	468	09.4841.30ADA	472
09.3897.14	69	09.3942.14	63	09.4272.14	478	09.4482.30A	468	09.4842.14A	472
09.3897.40	69	09.3942.18	63	09.4272.14.DA	478	09.4483.14A	468	09.4842.14ADA	472
09.3900.06	58	09.3942.40	63	09.4272.30	478	09.4483.30A	468	09.4842.30A	472
09.3900.14	58	09.3942.CZ	63	09.4272.30.DA	478	09.4484.14A	468	09.4842.30ADA	472
09.3900.18	58	09.3943.06	63	09.4281.14	475	09.4484.30A	468	09.4843.14A	472
09.3900.40	58	09.3943.14	63	09.4281.30	475	09.4485.14A	468	09.4843.14ADA	472
09.3900.CZ	58	09.3943.18	63	09.4283.14A	475	09.4485.30A	468	09.4843.30A	472
09.3901.06	58	09.3943.40	63	09.4283.30A	475	09.4486.14A	468	09.4843.30ADA	472
09.3901.14	58	09.3943.CZ	63	09.4285.14	475	09.4486.30A	468	09.4844.14A	472
09.3901.18	58	09.3950.06	63	09.4285.30	475	09.4487.14A	468	09.4844.14ADA	472
09.3901.40	58	09.3950.14	63	09.4286.14	475	09.4487.30A	468	09.4844.30A	472
09.3901.CZ	58	09.3950.18	63	09.4286.30	475	09.4488.14A	468	09.4844.30ADA	472
09.3902.06	58	09.3950.40	63	09.4287.14A	475	09.4488.30A	468	09.4845.14A	472
09.3902.14	58	09.3950.CZ	63	09.4287.30A	475	09.4510.14A	378	09.4845.14ADA	472
09.3902.18	58	09.3951.06	63	09.4288.14	475	09.4510.14ADA	378	09.4845.30A	472
09.3902.40	58	09.3951.14	63	09.4288.30	475	09.4510.30A	378	09.4845.30ADA	472
09.3902.CZ	58	09.3951.18	63	09.4440.14A	468	09.4510.30ADA	378	09.4850.14A	472
09.3903.06	58	09.3951.40	63	09.4440.14ADA	468	09.4511.14A	378	09.4850.14ADA	472
09.3903.14	58	09.3951.CZ	63	09.4440.30A	468	09.4511.14ADA	378	09.4850.30A	472
09.3903.18	58	09.3960.06	60	09.4440.30ADA	468	09.4511.30A	378	09.4850.30ADA	472
09.3903.40	58	09.3960.14	60	09.4441.14A	468	09.4511.30ADA	378	09.4851.14A	472
09.3903.CZ	58	09.3960.18	60	09.4441.14ADA	468	09.4512.14A	378	09.4851.14ADA	472
09.3910.06	59	09.3960.40	60	09.4441.30A	468	09.4512.14ADA	378	09.4851.30A	472
09.3910.14	59	09.3960.CZ	60	09.4441.30ADA	468	09.4512.30A	378	09.4851.30ADA	472
09.3910.18	59	09.3961.06	60	09.4442.14A	468	09.4512.30ADA	378	09.4852.14A	472
09.3910.40	59	09.3961.14	60	09.4442.14ADA	468	09.4513.14A	378	09.4852.14ADA	472
09.3910.CZ	59	09.3961.18	60	09.4442.30A	468	09.4513.14ADA	378	09.4852.30A	472
09.3911.06	59	09.3961.40	60	09.4442.30ADA	468	09.4513.30A	378	09.4852.30ADA	472
09.3911.14	59	09.3961.CZ	60	09.4443.14A	468	09.4513.30ADA	378	09.4860.14A	477
09.3911.18	59	09.3962.06	60	09.4443.14ADA	468	09.4514.14A	378	09.4860.14ADA	477
09.3911.40	59	09.3962.14	60	09.4443.30A	468	09.4514.14ADA	378	09.4860.30A	477
09.3911.CZ	59	09.3962.18	60	09.4443.30ADA	468	09.4514.30A	378	09.4860.30ADA	477
09.3912.06	59	09.3962.40	60	09.4444.14A	468	09.4514.30ADA	378	09.4861.14A	477
09.3912.14	59	09.3962.CZ	60	09.4444.14ADA	468	09.4515.14A	378	09.4861.14ADA	477
09.3912.18	59	09.3963.06	60	09.4444.30A	468	09.4515.14ADA	378	09.4861.30A	477
09.3912.40	59	09.3963.14	60	09.4444.30ADA	468	09.4515.30A	378	09.4861.30ADA	477
09.3912.CZ	59	09.3963.18	60	09.4445.14A	468	09.4515.30ADA	378	09.4862.14A	477
09.3913.06	59	09.3963.40	60	09.4445.14ADA	468	09.4516.14A	378	09.4862.14ADA	477
09.3913.14	59	09.3963.CZ	60	09.4445.30A	468	09.4516.14ADA	378	09.4862.30A	477
09.3913.18	59	09.3964.06	60	09.4445.30ADA	468	09.4516.30A	378	09.4862.30ADA	477
09.3913.40	59	09.3964.14	60	09.4450.14A	468	09.4516.30ADA	378	09.4863.14A	477
09.3913.CZ	59	09.3964.18	60	09.4450.14ADA	468	09.4517.14A	378	09.4863.14ADA	477
09.3920.06	61	09.3964.40	60	09.4450.30A	468	09.4517.14ADA	378	09.4863.30A	477
09.3920.14	61	09.3964.CZ	60	09.4450.30ADA	468	09.4517.30A	378	09.4863.30ADA	477
09.3920.18	61	09.3965.06	60	09.4451.14A	468	09.4517.30ADA	378	09.4864.14A	477
09.3920.40	61	09.3965.14	60	09.4451.14ADA	468	09.4518.14A	378	09.4864.14ADA	477
09.3920.CZ	61	09.3965.18	60	09.4451.30A	468	09.4518.14ADA	378	09.4864.30A	477
09.3921.06	61	09.3965.40	60	09.4451.30ADA	468	09.4518.30A	378	09.4864.30ADA	477
09.3921.14	61	09.3965.CZ	60	09.4452.14A	468	09.4518.30ADA	378	09.4865.14A	477
09.3921.18	61	09.4243.14	475	09.4452.14ADA	468	09.4519.14A	379	09.4865.14ADA	477
09.3921.40	61	09.4243.14.DA	475	09.4452.30A	468	09.4519.14ADA	379	09.4865.30A	477
09.3921.CZ	61	09.4243.30	475	09.4452.30ADA	468	09.4519.30A	379	09.4865.30ADA	477
09.3922.06	61	09.4243.30.DA	475	09.4460.14A	469	09.4519.30ADA	379	09.4870.14A	477
09.3922.14	61	09.4244.14A	475	09.4460.14ADA	469	09.4520.14A	379	09.4870.14ADA	477
09.3922.18	61	09.4244.14ADA	475	09.4460.30A	469	09.4520.14ADA	379	09.4870.30A	477
09.3922.40	61	09.4244.30A	475	09.4460.30ADA	469	09.4520.30A	379	09.4870.30ADA	477
09.3922.CZ	61	09.4244.30ADA	475	09.4461.14A	469	09.4520.30ADA	379	09.4871.14A	477
09.3923.06	61	09.4245.14	475	09.4461.14ADA	469	09.4521.14A	379	09.4871.14ADA	477
09.3923.14	61	09.4245.14.DA	475	09.4461.30A	469	09.4521.14ADA	379	09.4871.30A	477
09.3923.18	61	09.4245.30	475	09.4461.30ADA	469	09.4521.30A	379	09.4871.30ADA	477
09.3923.40	61	09.4245.30.DA	475	09.4462.14A	469	09.4521.30ADA	379	09.4872.14A	477
09.3923.CZ	61	09.4250.14	475	09.4462.14ADA	469	09.4522.14A	379	09.4872.14ADA	477
09.3930.06	62	09.4250.14.DA	475	09.4462.30A	469	09.4522.14ADA	379	09.4872.30A	477
09.3930.14	62	09.4250.30	475	09.4462.30ADA	469	09.4522.30A	379	09.4872.30ADA	477
09.3930.18	62	09.4250.30.DA	475	09.4463.14A	469	09.4522.30ADA	379	09.4880.14A	472
09.3930.40	62	09.4251.14A	475	09.4463.14ADA	469	09.4523.14A	379	09.4880.30A	472
09.3930.CZ	62	09.4251.14ADA	475	09.4463.30A	469	09.4523.14ADA	379	09.4881.14A	472
09.3931.06	62	09.4251.30A	475	09.4463.30ADA	469	09.4523.30A	379	09.4881.30A	472
09.3931.14	62	09.4251.30ADA	475	09.4464.14A	469	09.4523.30ADA	379	09.4882.14A	472
09.3931.18	62	09.4252.14	475	09.4464.14ADA	469	09.4524.14A	379	09.4882.30A	472

QUICK SEARCH OF PRODUCT

Ref.	Page
09.4883.14A	472
09.4883.30A	472
09.4884.14A	472
09.4884.30A	472
09.4885.14A	472
09.4885.30A	472
09.4886.14A	472
09.4886.30A	472
09.4887.14A	472
09.4887.30A	472
09.4888.14A	472
09.4888.30A	472
09.4910.14A	380
09.4910.14ADA	380
09.4910.30A	380
09.4910.30ADA	380
09.4911.14A	380
09.4911.14ADA	380
09.4911.30A	380
09.4911.30ADA	380
09.4912.14A	380
09.4912.14ADA	380
09.4912.30A	380
09.4912.30ADA	380
09.4913.14A	380
09.4913.14ADA	380
09.4913.30A	380
09.4913.30ADA	380
09.4914.14A	380
09.4914.14ADA	380
09.4914.30A	380
09.4914.30ADA	380
09.4915.14A	380
09.4915.14ADA	380
09.4915.30A	380
09.4915.30ADA	380
09.4916.14A	380
09.4916.14ADA	380
09.4916.30A	380
09.4916.30ADA	380
09.4917.14A	380
09.4917.14ADA	380
09.4917.30A	380
09.4917.30ADA	380
09.4918.14A	380
09.4918.14ADA	380
09.4918.30A	380
09.4918.30ADA	380
09.4919.14A	381
09.4919.14ADA	381
09.4919.30A	381
09.4919.30ADA	381
09.4920.14A	381
09.4920.14ADA	381
09.4920.30A	381
09.4920.30ADA	381
09.4921.14A	381
09.4921.14ADA	381
09.4921.30A	381
09.4921.30ADA	381
09.4922.14A	381
09.4922.14ADA	381
09.4922.30A	381
09.4922.30ADA	381
09.4923.14A	381
09.4923.14ADA	381
09.4923.30A	381
09.4923.30ADA	381
09.4924.14A	381
09.4924.14ADA	381
09.4924.30A	381
09.4924.30ADA	381
09.4925.14A	381
09.4925.14ADA	381
09.4925.30A	381
09.4925.30ADA	381
09.4926.14A	381
09.4926.14ADA	381
09.4926.30A	381
09.4926.30ADA	381
09.4927.14A	381
09.4927.14ADA	381
09.4927.30A	381
09.4927.30ADA	381
09.4950.14A	476
09.4950.14ADA	476
09.4950.30A	476
09.4950.30ADA	476
09.4951.14A	476
09.4951.30A	476
09.4953.14A	476
09.4953.14ADA	476
09.4953.30A	476
09.4953.30ADA	476
09.4954.14A	476
09.4954.30A	476
09.4956.14A	476
09.4956.14ADA	476
09.4956.30A	476
09.4956.30ADA	476
09.4957.14A	476
09.4957.30A	476
09.4980.14	476
09.4980.14.DA	476
09.4980.30	476
09.4980.30.DA	476
09.4981.14	476
09.4981.14.DA	476
09.4981.30	476
09.4981.30.DA	476
09.4982.14	476
09.4982.14.DA	476
09.4982.30	476
09.4982.30.DA	476
09.4983.14	476
09.4983.30	476
09.4984.14	476
09.4984.30	476
09.4985.14	476
09.4985.30	476
09.5010.02B	545
09.5010.02BDA	545
09.5010.14B	545
09.5010.14BDA	545
09.5010.30B	545
09.5010.30BDA	545
09.5011.02B	545
09.5011.02BDA	545
09.5011.14B	545
09.5011.14BDA	545
09.5011.30B	545
09.5011.30BDA	545
09.5015.02B	545
09.5015.02BDA	545
09.5015.14B	545
09.5015.14BDA	545
09.5015.30B	545
09.5015.30BDA	545
09.5016.02B	545
09.5016.02BDA	545
09.5016.14B	545
09.5016.14BDA	545
09.5016.30B	545
09.5016.30BDA	545
09.5020.02B	546
09.5020.02BDA	546
09.5020.14B	546
09.5020.14BDA	546
09.5020.30B	546
09.5020.30BDA	546
09.5021.02B	546
09.5021.02BDA	546
09.5021.14B	546
09.5021.14BDA	546
09.5021.30B	546
09.5021.30BDA	546
09.5025.02B	546
09.5025.02BDA	546
09.5025.14B	546
09.5025.14BDA	546
09.5025.30B	546
09.5025.30BDA	546
09.5026.02B	546
09.5026.02BDA	546
09.5026.14B	546
09.5026.14BDA	546
09.5026.30B	546
09.5026.30BDA	546
09.5040.02B	547
09.5040.02BDA	547
09.5040.14B	547
09.5040.14BDA	547
09.5040.30B	547
09.5040.30BDA	547
09.5041.02B	547
09.5041.02BDA	547
09.5041.14B	547
09.5041.14BDA	547
09.5041.30B	547
09.5041.30BDA	547
09.5045.02B	547
09.5045.02BDA	547
09.5045.14B	547
09.5045.14BDA	547
09.5045.30B	547
09.5045.30BDA	547
09.5046.02B	547
09.5046.02BDA	547
09.5046.14B	547
09.5046.14BDA	547
09.5046.30B	547
09.5046.30BDA	547
09.6010.02B	548
09.6010.02BDA	548
09.6010.14B	548
09.6010.14BDA	548
09.6010.30B	548
09.6010.30BDA	548
09.6011.02B	548
09.6011.02BDA	548
09.6011.14B	548
09.6011.14BDA	548
09.6011.30B	548
09.6011.30BDA	548
09.6020.02B	548
09.6020.02BDA	548
09.6020.14B	548
09.6020.14BDA	548
09.6020.30B	548
09.6020.30BDA	548
09.6021.02B	548
09.6021.02BDA	548
09.6021.14B	548
09.6021.14BDA	548
09.6021.30B	548
09.6021.30BDA	548
09.6040.02B	549
09.6040.02BDA	549
09.6040.14B	549
09.6040.14BDA	549
09.6040.30B	549
09.6040.30BDA	549
09.6041.02B	549
09.6041.02BDA	549
09.6041.14B	549
09.6041.14BDA	549
09.6041.30B	549
09.6041.30BDA	549
09.7210.14A	139
09.7210.40A	139
09.7210.40A78	139
09.7211.14A	139
09.7211.40A	139
09.7211.40A78	139
09.7212.14A	139
09.7212.40A	139
09.7212.40A78	139
09.7213.14A	139
09.7213.40A	139
09.7213.40A78	139
09.7214.14A	139
09.7214.40A	139
09.7214.40A78	139
09.7215.14A	139
09.7215.40A	139
09.7215.40A78	139
09.7216.14A	139
09.7216.40A	139
09.7216.40A78	139
09.7217.14A	139
09.7217.40A	139
09.7217.40A78	139
09.7218.14A	139
09.7218.40A	139
09.7218.40A78	139
09.7270.14A	142
09.7270.40A	142
09.7270.40A78	142
09.7271.14A	142
09.7271.40A	142
09.7271.40A78	142
09.7272.14A	142
09.7272.40A	142
09.7272.40A78	142
09.7273.14A	142
09.7273.40A	142
09.7273.40A78	142
09.7274.14A	142
09.7274.40A	142
09.7274.40A78	142
09.7275.14A	142
09.7275.40A	142
09.7275.40A78	142
09.7276.14A	142
09.7276.40A	142
09.7276.40A78	142
09.7277.14A	142
09.7277.40A	142
09.7277.40A78	142
09.7278.14A	142
09.7278.40A	142
09.7278.40A78	142
09.7290.14A	519
09.7290.40A	519
09.7291.14A	519
09.7291.40A	519
09.7292.14A	519
09.7292.40A	519
09.7293.14A	519
09.7293.40A	519
09.7294.14A	519
09.7294.40A	519
09.7295.14A	519
09.7295.40A	519
09.7296.14A	519
09.7296.40A	519
09.7297.14A	519
09.7297.40A	519
09.7298.14A	519
09.7298.40A	519
09.7300.14	140
09.7300.40	140
09.7300.40.78	140
09.7301.14	140
09.7301.40	140
09.7301.40.78	140
09.7302.14	140
09.7302.40	140
09.7302.40.78	140
09.7303.14	140
09.7303.40	140
09.7303.40.78	140
09.7304.14	140
09.7304.40	140
09.7304.40.78	140
09.7305.14	140
09.7305.40	140
09.7305.40.78	140
09.7306.14	140
09.7306.40	140
09.7306.40.78	140
09.7307.14	140
09.7307.40	140
09.7307.40.78	140
09.7308.14	140
09.7308.40	140
09.7308.40.78	140
09.7310.14	143
09.7310.40	143
09.7310.40.78	143
09.7311.14	143
09.7311.40	143
09.7311.40.78	143
09.7312.14	143
09.7312.40	143
09.7312.40.78	143
09.7313.14	143
09.7313.40	143
09.7313.40.78	143
09.7314.14	143
09.7314.40	143
09.7314.40.78	143
09.7315.14	143
09.7315.40	143
09.7315.40.78	143
09.7316.14	143
09.7316.40	143
09.7316.40.78	143
09.7317.14	143
09.7317.40	143
09.7317.40.78	143
09.7318.14	143
09.7318.40	143
09.7318.40.78	143
09.7320.14	520
09.7320.40	520
09.7321.14	520
09.7321.40	520
09.7322.14	520
09.7322.40	520
09.7323.14	520
09.7323.40	520
09.7324.14	520
09.7324.40	520
09.7325.14	520
09.7325.40	520
09.7326.14	520
09.7326.40	520
09.7327.14	520
09.7327.40	520
09.7328.14	520
09.7328.40	520
09.7370.14	141
09.7370.40	141
09.7370.40.78	141
09.7371.14	141
09.7371.40	141
09.7371.40.78	141
09.7372.14	141
09.7372.40	141
09.7372.40.78	141
09.7373.14	144
09.7373.40	144
09.7373.40.78	144
09.7374.14	144
09.7374.40	144
09.7374.40.78	144
09.7375.14	144
09.7375.40	144
09.7375.40.78	144
09.7500.14	141
09.7500.40	141
09.7500.40.78	141
09.7501.14	141
09.7501.40	141
09.7501.40.78	141
09.7504.14	144
09.7504.14.DA	144
09.7504.40	144
09.7504.40.78	144
09.7504.40.DA	144
09.7504.40.YU	144
09.7505.14	144
09.7505.14.DA	144
09.7505.40	144
09.7505.40.78	144
09.7505.40.DA	144
09.7505.40.YU	144
09.7700.14A	466
09.7700.14ADA	466
09.7700.30A	466
09.7700.30A78	466
09.7700.30ADA	466
09.7700.30AYU	466
09.7701.14A	466
09.7701.14ADA	466
09.7701.30A	466
09.7701.30A78	466
09.7701.30ADA	466
09.7701.30AYU	466
09.7702.14A	466
09.7702.14ADA	466
09.7702.30A	466
09.7702.30A78	466
09.7702.30ADA	466
09.7702.30AYU	466
09.7703.14A	466
09.7703.14ADA	466
09.7703.30A	466
09.7703.30A78	466
09.7703.30ADA	466
09.7703.30AYU	466
09.7704.14A	467
09.7704.14ADA	467
09.7704.30A	467
09.7704.30A78	467
09.7704.30ADA	467
09.7704.30AYU	467
09.7705.14A	467
09.7705.14ADA	467
09.7705.30A	467
09.7705.30A78	467
09.7705.30ADA	467
09.7705.30AYU	467
09.7706.14A	466
09.7706.14ADA	466
09.7706.30A	466
09.7706.30A78	466
09.7706.30ADA	466
09.7706.30AYU	466
09.7707.14A	466
09.7707.14ADA	466
09.7707.30A	466
09.7707.30A78	466
09.7707.30ADA	466
09.7707.30AYU	466
09.7708.14A	467
09.7708.14ADA	467
09.7708.30A	467
09.7708.30A78	467
09.7708.30ADA	467
09.7708.30AYU	467
09.7730.14	474
09.7730.14.DA	474
09.7730.30	474

QUICK SEARCH OF PRODUCT

Ref.	Page	Ref.	Page	Ref.	Page	Ref.	Page	Ref.	Page
09.7730.30.78	474	09.7771.14A	473	09.8024.1A	44	09.8107.WA.CB	452	09.8119.WA.PC	455
09.7730.30.DA	474	09.7771.14ADA	473	09.8024.40	44	09.8107.WA.PC	452	09.8200.DR	453
09.7730.30.YU	474	09.7771.30A	473	09.8024.CZ	44	09.8108.DR	452	09.8200.DR.CB	453
09.7731.14A	474	09.7771.30A78	473	09.8025.14	44	09.8108.DR.CB	452	09.8200.DR.PC	453
09.7731.14ADA	474	09.7771.30ADA	473	09.8025.1A	44	09.8108.DR.PC	452	09.8200.WA	453
09.7731.30A	474	09.7771.30AYU	473	09.8025.40	44	09.8108.WA	452	09.8200.WA.CB	453
09.7731.30A78	474	09.7772.14A	473	09.8025.CZ	44	09.8108.WA.CB	452	09.8200.WA.PC	453
09.7731.30ADA	474	09.7772.14ADA	473	09.8026.14	44	09.8108.WA.PC	452	09.8201.DR	453
09.7731.30AYU	474	09.7772.30A	473	09.8026.1A	44	09.8109.DR	452	09.8201.DR.CB	453
09.7732.14	474	09.7772.30A78	473	09.8026.40	44	09.8109.DR.CB	452	09.8201.DR.PC	453
09.7732.14.DA	474	09.7772.30ADA	473	09.8026.CZ	44	09.8109.DR.PC	452	09.8201.WA	453
09.7732.30	474	09.7772.30AYU	473	09.8027.14	44	09.8109.WA	452	09.8201.WA.CB	453
09.7732.30.78	474	09.8000.14	42	09.8027.1A	44	09.8109.WA.CB	452	09.8201.WA.PC	453
09.7732.30.DA	474	09.8000.1A	42	09.8027.40	44	09.8109.WA.PC	452	09.8202.DR	453
09.7732.30.YU	474	09.8000.40	42	09.8027.CZ	44	09.8110.DR	454	09.8202.DR.CB	453
09.7733.14	474	09.8000.CZ	42	09.8030.14	45	09.8110.DR.CB	454	09.8202.DR.PC	453
09.7733.14.DA	474	09.8001.14	42	09.8030.1A	45	09.8110.DR.DA	454	09.8202.WA	453
09.7733.30	474	09.8001.1A	42	09.8030.40	45	09.8110.DR.PC	454	09.8202.WA.CB	453
09.7733.30.78	474	09.8001.40	42	09.8030.CZ	45	09.8110.WA	454	09.8202.WA.PC	453
09.7733.30.DA	474	09.8001.CZ	42	09.8031.14	45	09.8110.WA.CB	454	09.8203.DR	453
09.7733.30.YU	474	09.8002.14	42	09.8031.1A	45	09.8110.WA.DA	454	09.8203.DR.CB	453
09.7734.14A	474	09.8002.1A	42	09.8031.40	45	09.8110.WA.PC	454	09.8203.DR.PC	453
09.7734.14ADA	474	09.8002.40	42	09.8031.CZ	45	09.8111.DR	454	09.8203.WA	453
09.7734.30A	474	09.8002.CZ	42	09.8032.14	45	09.8111.DR.CB	454	09.8203.WA.CB	453
09.7734.30A78	474	09.8003.14	42	09.8032.1A	45	09.8111.DR.DA	454	09.8203.WA.PC	453
09.7734.30ADA	474	09.8003.1A	42	09.8032.40	45	09.8111.DR.PC	454	09.8204.DR	453
09.7734.30AYU	474	09.8003.40	42	09.8032.CZ	45	09.8111.WA	454	09.8204.DR.CB	453
09.7735.14	474	09.8003.CZ	42	09.8033.14	45	09.8111.WA.CB	454	09.8204.DR.PC	453
09.7735.14.DA	474	09.8004.14	42	09.8033.1A	45	09.8111.WA.DA	454	09.8204.WA	453
09.7735.30	474	09.8004.1A	42	09.8033.40	45	09.8111.WA.PC	454	09.8204.WA.CB	453
09.7735.30.78	474	09.8004.40	42	09.8033.CZ	45	09.8112.DR	454	09.8204.WA.PC	453
09.7735.30.DA	474	09.8004.CZ	42	09.8034.14	45	09.8112.DR.CB	454	09.8205.DR	453
09.7735.30.YU	474	09.8005.14	42	09.8034.1A	45	09.8112.DR.DA	454	09.8205.DR.CB	453
09.7750.14A	470	09.8005.1A	42	09.8034.40	45	09.8112.DR.PC	454	09.8205.DR.PC	453
09.7750.14ADA	470	09.8005.40	42	09.8034.CZ	45	09.8112.WA	454	09.8205.WA	453
09.7750.30A	470	09.8005.CZ	42	09.8035.14	45	09.8112.WA.CB	454	09.8205.WA.CB	453
09.7750.30A78	470	09.8006.14	42	09.8035.1A	45	09.8112.WA.DA	454	09.8205.WA.PC	453
09.7750.30ADA	470	09.8006.1A	42	09.8035.40	45	09.8112.WA.PC	454	09.8206.DR	453
09.7750.30AYU	470	09.8006.40	42	09.8035.CZ	45	09.8113.DR	454	09.8206.DR.CB	453
09.7751.14A	470	09.8006.CZ	42	09.8036.14	45	09.8113.DR.CB	454	09.8206.DR.PC	453
09.7751.14ADA	470	09.8007.14	42	09.8036.1A	45	09.8113.DR.DA	454	09.8206.WA	453
09.7751.30A	470	09.8007.1A	42	09.8036.40	45	09.8113.DR.PC	454	09.8206.WA.CB	453
09.7751.30A78	470	09.8007.40	42	09.8036.CZ	45	09.8113.WA	454	09.8206.WA.PC	453
09.7751.30ADA	470	09.8007.CZ	42	09.8037.14	45	09.8113.WA.CB	454	09.8207.DR	453
09.7751.30AYU	470	09.8010.14	43	09.8037.1A	45	09.8113.WA.DA	454	09.8207.DR.CB	453
09.7752.14A	470	09.8010.1A	43	09.8037.40	45	09.8113.WA.PC	454	09.8207.DR.PC	453
09.7752.14ADA	470	09.8010.40	43	09.8037.CZ	45	09.8114.DR	455	09.8207.WA	453
09.7752.30A	470	09.8010.CZ	43	09.8100.DR	452	09.8114.DR.CB	455	09.8207.WA.CB	453
09.7752.30A78	470	09.8011.14	43	09.8100.DR.CB	452	09.8114.DR.DA	455	09.8207.WA.PC	453
09.7752.30ADA	470	09.8011.1A	43	09.8100.DR.PC	452	09.8114.DR.PC	455	09.8208.DR	453
09.7752.30AYU	470	09.8011.40	43	09.8100.WA	452	09.8114.WA	455	09.8208.DR.CB	453
09.7753.14A	470	09.8011.CZ	43	09.8100.WA.CB	452	09.8114.WA.CB	455	09.8208.DR.PC	453
09.7753.14ADA	470	09.8012.14	43	09.8100.WA.PC	452	09.8114.WA.DA	455	09.8208.WA	453
09.7753.30A	470	09.8012.1A	43	09.8101.DR	452	09.8114.WA.PC	455	09.8208.WA.CB	453
09.7753.30A78	470	09.8012.40	43	09.8101.DR.CB	452	09.8115.DR	454	09.8208.WA.PC	453
09.7753.30ADA	470	09.8012.CZ	43	09.8101.DR.PC	452	09.8115.DR.CB	454	09.8209.DR	453
09.7753.30AYU	470	09.8013.14	43	09.8101.WA	452	09.8115.DR.DA	454	09.8209.DR.CB	453
09.7754.14A	471	09.8013.1A	43	09.8101.WA.CB	452	09.8115.DR.PC	454	09.8209.DR.PC	453
09.7754.14ADA	471	09.8013.40	43	09.8101.WA.PC	452	09.8115.WA	454	09.8209.WA	453
09.7754.30A	471	09.8013.CZ	43	09.8102.DR	452	09.8115.WA.CB	454	09.8209.WA.CB	453
09.7754.30A78	471	09.8014.14	43	09.8102.DR.CB	452	09.8115.WA.DA	454	09.8209.WA.PC	453
09.7754.30ADA	471	09.8014.1A	43	09.8102.DR.PC	452	09.8115.WA.PC	454	09.8210.DR	456
09.7754.30AYU	471	09.8014.40	43	09.8102.WA	452	09.8116.DR	454	09.8210.DR.CB	456
09.7755.14A	471	09.8014.CZ	43	09.8102.WA.CB	452	09.8116.DR.CB	454	09.8210.DR.DA	456
09.7755.14ADA	471	09.8015.14	43	09.8102.WA.PC	452	09.8116.DR.DA	454	09.8210.DR.PC	456
09.7755.30A	471	09.8015.1A	43	09.8103.DR	452	09.8116.DR.PC	454	09.8210.WA	456
09.7755.30A78	471	09.8015.40	43	09.8103.DR.CB	452	09.8116.WA	454	09.8210.WA.CB	456
09.7755.30ADA	471	09.8015.CZ	43	09.8103.DR.PC	452	09.8116.WA.CB	454	09.8210.WA.DA	456
09.7755.30AYU	471	09.8016.14	43	09.8103.WA	452	09.8116.WA.DA	454	09.8210.WA.PC	456
09.7756.14A	470	09.8016.1A	43	09.8103.WA.CB	452	09.8116.WA.PC	454	09.8211.DR	456
09.7756.14ADA	470	09.8016.40	43	09.8103.WA.PC	452	09.8117.DR	454	09.8211.DR.CB	456
09.7756.30A	470	09.8016.CZ	43	09.8104.DR	452	09.8117.DR.CB	454	09.8211.DR.DA	456
09.7756.30A78	470	09.8017.14	43	09.8104.DR.CB	452	09.8117.DR.DA	454	09.8211.DR.PC	456
09.7756.30ADA	470	09.8017.1A	43	09.8104.DR.PC	452	09.8117.DR.PC	454	09.8211.WA	456
09.7756.30AYU	470	09.8017.40	43	09.8104.WA	452	09.8117.WA	454	09.8211.WA.CB	456
09.7757.14A	470	09.8017.CZ	43	09.8104.WA.CB	452	09.8117.WA.CB	454	09.8211.WA.DA	456
09.7757.14ADA	470	09.8020.14	44	09.8104.WA.PC	452	09.8117.WA.DA	454	09.8211.WA.PC	456
09.7757.30A	470	09.8020.1A	44	09.8105.DR	452	09.8117.WA.PC	454	09.8212.DR	456
09.7757.30A78	470	09.8020.40	44	09.8105.DR.CB	452	09.8118.DR	454	09.8212.DR.CB	456
09.7757.30ADA	470	09.8020.CZ	44	09.8105.DR.PC	452	09.8118.DR.CB	454	09.8212.DR.DA	456
09.7757.30AYU	470	09.8021.14	44	09.8105.WA	452	09.8118.DR.DA	454	09.8212.DR.PC	456
09.7758.14A	471	09.8021.1A	44	09.8105.WA.CB	452	09.8118.DR.PC	454	09.8212.WA	456
09.7758.14ADA	471	09.8021.40	44	09.8105.WA.PC	452	09.8118.WA	454	09.8212.WA.CB	456
09.7758.30A	471	09.8021.CZ	44	09.8106.DR	452	09.8118.WA.CB	454	09.8212.WA.DA	456
09.7758.30A78	471	09.8022.14	44	09.8106.DR.CB	452	09.8118.WA.DA	454	09.8212.WA.PC	456
09.7758.30ADA	471	09.8022.1A	44	09.8106.DR.PC	452	09.8118.WA.PC	454	09.8213.DR	456
09.7758.30AYU	471	09.8022.40	44	09.8106.WA	452	09.8119.DR	455	09.8213.DR.CB	456
09.7770.14A	473	09.8022.CZ	44	09.8106.WA.CB	452	09.8119.DR.CB	455	09.8213.DR.DA	456
09.7770.14ADA	473	09.8023.14	44	09.8106.WA.PC	452	09.8119.DR.DA	455	09.8213.DR.PC	456
09.7770.30A	473	09.8023.1A	44	09.8107.DR	452	09.8119.DR.PC	455	09.8213.WA	456
09.7770.30A78	473	09.8023.40	44	09.8107.DR.CB	452	09.8119.WA	455	09.8213.WA.CB	456
09.7770.30ADA	473	09.8023.CZ	44	09.8107.DR.PC	452	09.8119.WA.CB	455	09.8213.WA.DA	456
09.7770.30AYU	473	09.8024.14	44	09.8107.WA	452	09.8119.WA.DA	455	09.8213.WA.PC	456

QUICK SEARCH OF PRODUCT

Ref.	Page	Ref.	Page	Ref.	Page	Ref.	Page	Ref.	Page
09.8214.DR	457	09.9076.BW	153	60.3046.11	576	60.3820.11	574	60.8529	582
09.8214.DR.CB	457	09.9077.14	153	60.3046.14	576	60.3820.11ADA	574	60.8530	580
09.8214.DR.DA	457	09.9077.BW	153	60.3046.29	576	60.3820.14	574	60.8533	608
09.8214.DR.PC	457	09.9083.14	154	60.3047.11	576	60.3820.14ADA	574	60.8534	582
09.8214.WA	457	09.9083.BW	154	60.3047.11ADA	576	60.3820.29	574	60.8635	584
09.8214.WA.CB	457	09.9084.14	154	60.3047.14	576	60.3820.29ADA	574	60.8640	557
09.8214.WA.DA	457	09.9084.BW	154	60.3047.14ADA	576	60.3830.11	574	60.8650	580
09.8214.WA.PC	457	09.9085.14	154	60.3047.29	576	60.3830.11ADA	574	60.8654	581
09.8215.DR	456	09.9085.BW	154	60.3047.29ADA	576	60.3830.14	574	60.8655	608
09.8215.DR.CB	456	09.9086.14	154	60.3048.11	576	60.3830.14ADA	574	60.8656	608
09.8215.DR.DA	456	09.9086.BW	154	60.3048.11ADA	576	60.3830.29	574	60.8668	580
09.8215.DR.PC	456	09.9087.14	154	60.3048.14	576	60.3830.29ADA	574	60.8670	580
09.8215.WA	456	09.9087.BW	154	60.3048.14ADA	576	60.3840.11	574	60.8703	625
09.8215.WA.CB	456	09.9088.14	154	60.3048.29	576	60.3840.11ADA	574	60.8837	581
09.8215.WA.DA	456	09.9088.BW	154	60.3048.29ADA	576	60.3840.14	574	60.8847	581
09.8215.WA.PC	456	09.9093.14	155	60.3049.11	576	60.3840.14ADA	574	60.8880	582
09.8216.DR	456	09.9093.BW	155	60.3049.14	576	60.3840.29	574	60.8911	580
09.8216.DR.CB	456	09.9094.14	155	60.3049.29	576	60.3840.29ADA	574	60.8919	155
09.8216.DR.DA	456	09.9094.BW	155	60.3051.11	576	60.6213	587	60.9024	155
09.8216.DR.PC	456	09.9095.14	155	60.3051.14	576	60.6214	587	60.9089	625
09.8216.WA	456	09.9095.BW	155	60.3051.29	576	60.6256	587	60.9157	629
09.8216.WA.CB	456	09.9096.14	155	60.3053.11	575	60.6257	587	60.9160	583
09.8216.WA.DA	456	09.9096.BW	155	60.3053.14	575	60.6258	587	60.9162	581
09.8216.WA.PC	456	09.9097.14	155	60.3054	576	60.6259	587	60.9170	37
09.8217.DR	456	09.9097.BW	155	60.3057.11	575	60.6300	586	60.9186	583
09.8217.DR.CB	456	09.9098.14	155	60.3057.29	575	60.6301	586	60.9188	581
09.8217.DR.DA	456	09.9098.BW	155	60.3083.29	575	60.6302	586	60.9207	583
09.8217.DR.PC	456	60..8268	643	60.3090.11	575	60.6303	586	60.9222	581
09.8217.WA	456	60.3008.11	575	60.3091.11	575	60.6304	586	60.9233	580
09.8217.WA.CB	456	60.3008.14	575	60.3091.14	575	60.6305	586	60.9268	582
09.8217.WA.DA	456	60.3014.11	575	60.3092.11	575	60.6306	586	60.9276	581
09.8217.WA.PC	456	60.3014.14	575	60.3093.29	575	60.6355	586	60.9312	580
09.8218.DR	456	60.3016.11	576	60.3094.11	575	60.6356	586	60.9352	643
09.8218.DR.CB	456	60.3016.12	576	60.3094.14	575	60.6357	586	60.9359	84
09.8218.DR.DA	456	60.3016.14	576	60.3095.29	575	60.6360	586	60.9360	84
09.8218.DR.PC	456	60.3018.11	575	60.3096.29	575	60.6361	586	60.9361	84
09.8218.WA	456	60.3018.14	575	60.3097.11	575	60.6374	586	60.9389	582
09.8218.WA.CB	456	60.3022.11	576	60.3097.14	575	60.6392	586	60.9391	131
09.8218.WA.DA	456	60.3022.14	576	60.3101.11	574	60.6393	586	60.9392	84
09.8218.WA.PC	456	60.3023.11	576	60.3101.11ADA	574	60.6394	586	60.9395	131
09.8219.DR	457	60.3023.14	576	60.3101.14	574	60.6395	586	60.9398	641
09.8219.DR.CB	457	60.3023.29	576	60.3101.14ADA	574	60.6398	586	60.9405	582
09.8219.DR.DA	457	60.3025.11	575	60.3101.29	574	60.6399	586	60.9407	643
09.8219.DR.PC	457	60.3025.14	575	60.3101.29ADA	574	60.6404	586	60.9411	583
09.8219.WA	457	60.3025.29	575	60.3102.11	574	60.6450	586	60.9414	234
09.8219.WA.CB	457	60.3028.11	576	60.3102.11ADA	574	60.6452	586	60.9415	234
09.8219.WA.DA	457	60.3028.11ADA	576	60.3102.14	574	60.6454	586	60.9416	84
09.8219.WA.PC	457	60.3028.14	576	60.3102.14ADA	574	60.6455	586	60.9421	582
09.8300.AH	185	60.3028.14ADA	576	60.3102.29	574	60.6456	586	60.9424	641
09.8300.DR	185	60.3028.29	576	60.3102.29ADA	574	60.6458	586	60.9426	84
09.8300.DV	185	60.3028.29ADA	576	60.3103.11	574	60.6500	587	60.9439	583
09.8300.DW	185	60.3029.11	576	60.3103.11ADA	574	60.6503	587	60.9443	643
09.8300.DX	185	60.3029.11ADA	576	60.3103.14	574	60.6504	587	60.9467	583
09.8300.DY	185	60.3029.14	576	60.3103.14ADA	574	60.6506	587	60.9483	583
09.8301.AH	185	60.3029.14ADA	576	60.3103.29	574	60.6507	587	60.9523	237
09.8301.DR	185	60.3029.29	576	60.3103.29ADA	574	60.6509	587	60.9592	580
09.8301.DV	185	60.3029.29ADA	576	60.3104.11	574	60.6510	587	60.9601	582
09.8301.DW	185	60.3036.11	576	60.3104.11ADA	574	60.6512	587	60.9604	583
09.8301.DX	185	60.3036.11ADA	576	60.3104.14	574	60.6513	587	80.0030	165
09.8301.DY	185	60.3036.14	576	60.3104.14ADA	574	60.6515	587	80.1318	573
09.8302.AH	185	60.3036.14ADA	576	60.3104.29	574	60.6516	587	80.1332	573
09.8302.DR	185	60.3036.29	576	60.3104.29ADA	574	60.6518	587	80.8067	563
09.8302.DV	185	60.3036.29ADA	576	60.3145.11	575	60.6519	587	BU10	586
09.8302.DW	185	60.3037.11	576	60.3145.14	575	60.6520	587	BU19	586
09.8302.DX	185	60.3037.11ADA	576	60.3146.11	575	60.6521	587	BU20	586
09.8302.DY	185	60.3037.14	576	60.3146.14	575	60.6522	587	BU21	586
09.8310.AH	185	60.3037.14ADA	576	60.3317.11A	137	60.6523	587	BU30	586
09.8310.DR	185	60.3037.29	576	60.3317.14	137	60.6575	586	BU61	586
09.8310.DV	185	60.3037.29ADA	576	60.3318.11A	137	60.6585	587	BU62	586
09.8310.DW	185	60.3038.11	575	60.3318.14	137	60.6592	587	BU64	586
09.8310.DX	185	60.3038.11ADA	575	60.3319.11A	137	60.6598	587	BU68	586
09.8310.DY	185	60.3038.12	575	60.3319.14	137	60.6616	586	BU95	586
09.8311.AH	185	60.3038.12ADA	575	60.3320.11A	137	60.6617	586	F0556020	553
09.8311.DR	185	60.3038.14	575	60.3320.14	137	60.6618	586	F0557020	553
09.8311.DV	185	60.3038.14ADA	575	60.3321.11A	137	60.6722	587	F4185009	562
09.8311.DW	185	60.3039.11	575	60.3321.14	137	60.6723	587	F4185030	562
09.8311.DX	185	60.3039.11ADA	575	60.3330.11A	137	60.6724	587	F4185057	562
09.8311.DY	185	60.3039.12	575	60.3330.14	137	60.6861	586	F9463009	563
09.8312.AH	185	60.3039.12ADA	575	60.3331.11A	137	60.6862	586	F9463030	563
09.8312.DR	185	60.3039.14	575	60.3331.14	137	60.6863	586	F9463057	563
09.8312.DV	185	60.3039.14ADA	575	60.3333.11A	137	60.6864	586	F9466057	561
09.8312.DW	185	60.3043.11	576	60.3333.14	137	60.6866	587	F9467057	561
09.8312.DX	185	60.3043.11ADA	576	60.3336.11A	137	60.6989	586	F9474057	562
09.8312.DY	185	60.3043.14	576	60.3336.14	137	60.6990	586	F9477057	562
09.9070.14	153	60.3043.14ADA	576	60.3345	137	60.6992	586	F9478009	563
09.9070.BW	153	60.3043.29	576	60.3351.11A	137	60.8079	582	F9478030	563
09.9071.14	153	60.3043.29ADA	576	60.3351.14	137	60.8268	625	F9478057	563
09.9071.BW	153	60.3044.11	576	60.3810.11	574	60.8311	584	F9492057	560
09.9072.14	153	60.3044.11ADA	576	60.3810.11ADA	574	60.8364	584	F9493057	560
09.9072.BW	153	60.3044.12	576	60.3810.14	574	60.8402	627	F9494057	560
09.9075.14	153	60.3044.12ADA	576	60.3810.14ADA	574	60.8407	245	F9497057	561
09.9075.BW	153	60.3044.14	576	60.3810.29	574	60.8437	580	RF18863	586
09.9076.14	153	60.3044.14ADA	576	60.3810.29ADA	574	60.8515	584	RF19264	586

QUICK SEARCH OF PRODUCT

Ref.	Page	Ref.	Page	Ref.	Page	Ref.	Page	Ref.	Page
SA.1001.3.001	631	SA.1010.5D110	636	SA.2453.5A165	599	SA.5061.3.0V3	627		
SA.1001.3.002	631	SA.1010.6D100	636	SA.2454.5A145	599	SA.5062.3.076	627		
SA.1001.3.003	631	SA.1011.4.100	636	SA.2454.5A165	599	SA.5062.3.0OG	627		
SA.1001.3.004	631	SA.1011.4.11V	636	SA.3009.1	641	SA.5062.3.0V3	627		
SA.1001.3.006	631	SA.1011.4.1DA	636	SA.3010.1C	637	SA.5063.3.076	627		
SA.1001.3.009	631	SA.1011.4.200	636	SA.3011.1B	637	SA.5063.3.0OG	627		
SA.1001.3.014	631	SA.1011.4.21V	636	SA.3012.1B	637	SA.5063.3.0V3	627		
SA.1001.3.015	631	SA.1011.4.2DA	636	SA.3013.1C	638	SA.5064.3.076	627		
SA.1001.3.016	631	SA.1011.4.300	636	SA.3014.1B	638	SA.5064.3.0OG	627		
SA.1001.3.025	631	SA.1011.5D110	636	SA.3015.1C	638	SA.5064.3.0V3	627		
SA.1001.3.026	631	SA.1011.6D100	636	SA.3016.1C	639	SA.5065.3.076	627		
SA.1001.3.027	631	SA.1012.3.019	620	SA.3017.1	639	SA.5065.3.0OG	627		
SA.1002.3.001	632	SA.1014.3.001	619	SA.3018.1	640	SA.5065.3.0V3	627		
SA.1002.3.002	632	SA.1014.3.002	619	SA.3019.1	639	SA.5066.3.076	627		
SA.1002.3.003	632	SA.1014.3.003	619	SA.3020.1	640	SA.5066.3.0OG	627		
SA.1002.3.004	632	SA.1014.3.004	619	SA.3021.1	640	SA.5066.3.0V3	627		
SA.1002.3.006	632	SA.1014.3.006	619	SA.3022.1	641	SA.5067.3.076	627		
SA.1002.3.009	632	SA.1014.3.009	619	SA.3023.1	641	SA.5067.3.0OG	627		
SA.1002.3.014	632	SA.1014.3.014	619	SA.4004.4.100	615	SA.5067.3.0V3	627		
SA.1002.3.015	632	SA.1014.3.015	619	SA.4004.4.200	615	SA.5068.3.076	627		
SA.1002.3.016	632	SA.1014.3.025	619	SA.4004.4.300	615	SA.5068.3.0OG	627		
SA.1002.3.025	632	SA.1014.3.026	619	SA.4004.5C110	615	SA.5068.3.0V3	627		
SA.1002.3.026	632	SA.1014.3.027	619	SA.4004.6A100	615	SA.5069.3.076	627		
SA.1002.3.027	632	SA.1015.3.001	620	SA.4005.4.100	615	SA.5069.3.0OG	627		
SA.1003.3.001	632	SA.1015.3.002	620	SA.4005.4.11V	615	SA.5069.3.0V3	627		
SA.1003.3.002	632	SA.1015.3.003	620	SA.4005.4.1DA	615	SA.5070.3.076	627		
SA.1003.3.003	632	SA.1015.3.004	620	SA.4005.4.200	615	SA.5070.3.0OG	627		
SA.1003.3.004	632	SA.1015.3.006	620	SA.4005.4.21V	615	SA.5070.3.0V3	627		
SA.1003.3.009	632	SA.1015.3.009	620	SA.4005.4.2DA	615	SA.5071.3.076	628		
SA.1003.3.015	632	SA.1015.3.014	620	SA.4005.4.300	615	SA.5072.3.076	628		
SA.1003.3.017	632	SA.1015.3.015	620	SA.4005.5C110	615	SA.5073.3.076	628		
SA.1003.3.025	632	SA.1015.3.016	620	SA.4005.6A100	615	SA.5074.3.076	628		
SA.1003.3.026	632	SA.1015.3.025	620	SA.4006.4.100	623	SA.5075.3.076	628		
SA.1003.3.027	632	SA.1015.3.026	620	SA.4006.4.200	623	SA.5076.3.076	628		
SA.1004.3.001	633	SA.1015.3.027	620	SA.4006.4.300	623	SA.5077.3.076	628		
SA.1004.3.002	633	SA.1019.3.001	619	SA.4006.5C110	623	SA.5078.3.076	628		
SA.1004.3.003	633	SA.1019.3.002	619	SA.4006.6B100	623	SA.5100.1A	629		
SA.1004.3.004	633	SA.1019.3.003	619	SA.4008.3.001	621	SA.5101.1A	629		
SA.1004.3.009	633	SA.1019.3.004	619	SA.4008.3.002	621	SA.5102.1A	629		
SA.1004.3.015	633	SA.1019.3.006	619	SA.4008.3.003	621	SA.5200.5.120	607		
SA.1004.3.017	633	SA.1019.3.009	619	SA.4008.3.004	621	SA.5201.5.120	607		
SA.1004.3.025	633	SA.1019.3.014	619	SA.4008.3.009	621	SA.5202.5.120	607		
SA.1004.3.026	633	SA.1019.3.015	619	SA.4008.3.015	621	SA.5203.5.120	607		
SA.1004.3.027	633	SA.1019.3.025	619	SA.4008.3.017	621	SA.6600.1	394		
SA.1005.3.001	633	SA.1019.3.026	619	SA.4008.3.025	621				
SA.1005.3.002	633	SA.1019.3.027	619	SA.4008.3.026	621				
SA.1005.3.003	633	SA.1034.3.001	630	SA.4008.3.027	621				
SA.1005.3.004	633	SA.1034.3.016	630	SA.4009.3.001	622				
SA.1005.3.009	633	SA.1035.1	631	SA.4009.3.002	622				
SA.1005.3.015	633	SA.1039.1	629	SA.4009.3.003	622				
SA.1005.3.017	633	SA.1040.1	630	SA.4009.3.004	622				
SA.1005.3.025	633	SA.1041.1	630	SA.4009.3.009	622				
SA.1005.3.026	633	SA.1050.1	240	SA.4009.3.015	622				
SA.1005.3.027	633	SA.1051.1	240	SA.4009.3.017	622				
SA.1006.4.100	634	SA.1052.1	241	SA.4009.3.025	622				
SA.1006.4.11V	634	SA.2282.1	602	SA.4009.3.026	622				
SA.1006.4.1DA	634	SA.2285.1	602	SA.4009.3.027	622				
SA.1006.4.200	634	SA.2286.1	602	SA.4010.3.001	621				
SA.1006.4.21V	634	SA.2293.1	600	SA.4010.3.002	621				
SA.1006.4.2DA	634	SA.2294.1	600	SA.4010.3.003	621				
SA.1006.4.300	634	SA.2295.1	601	SA.4010.3.004	621				
SA.1006.5D110	634	SA.2303.1	601	SA.4010.3.009	621				
SA.1006.6D100	634	SA.2303.3.120	601	SA.4010.3.015	621				
SA.1007.4.100	634	SA.2304.1	601	SA.4010.3.017	621				
SA.1007.4.11V	634	SA.2304.3.120	601	SA.4010.3.025	621				
SA.1007.4.1DA	634	SA.2313.1	600	SA.4010.3.026	621				
SA.1007.4.200	634	SA.2313.3.120	600	SA.4010.3.027	621				
SA.1007.4.21V	634	SA.2313.3.140	600	SA.5000.1	614				
SA.1007.4.2DA	634	SA.2313.3.160	600	SA.5001.1	614				
SA.1007.4.300	634	SA.2314.1	600	SA.5004.1	613				
SA.1007.5D110	634	SA.2314.3.120	600	SA.5005.1	613				
SA.1007.6D100	634	SA.2314.3.140	600	SA.5006.1D	614				
SA.1008.4.100	635	SA.2314.3.160	600	SA.5007.1D	614				
SA.1008.4.11V	635	SA.2323.1	600	SA.5008.1	613				
SA.1008.4.1DA	635	SA.2324.1	600	SA.5009.1	613				
SA.1008.4.200	635	SA.2325.1	601	SA.5020.5A120	609				
SA.1008.4.21V	635	SA.2333.1	601	SA.5020.5A180	609				
SA.1008.4.2DA	635	SA.2333.3.120	601	SA.5020.6A120	609				
SA.1008.4.300	635	SA.2334.1	601	SA.5020.6A180	609				
SA.1008.5D110	635	SA.2334.3.120	601	SA.5021.5A120	609				
SA.1008.6D100	635	SA.2343.1	601	SA.5021.5A180	609				
SA.1009.4.100	635	SA.2343.3.120	601	SA.5021.6A120	609				
SA.1009.4.11V	635	SA.2343.3.140	601	SA.5021.6A180	609				
SA.1009.4.1DA	635	SA.2343.3.160	601	SA.5022.5A120	610				
SA.1009.4.200	635	SA.2344.1	601	SA.5022.5A180	610				
SA.1009.4.21V	635	SA.2344.3.120	601	SA.5022.6A120	610				
SA.1009.4.2DA	635	SA.2344.3.140	601	SA.5022.6A180	610				
SA.1009.4.300	635	SA.2344.3.160	601	SA.5023.5A120	610				
SA.1009.5D110	635	SA.2423.5A145	599	SA.5023.5A180	610				
SA.1009.6D100	635	SA.2423.5A165	599	SA.5023.6A120	610				
SA.1010.4.100	636	SA.2424.5A145	599	SA.5023.6A180	610				
SA.1010.4.200	636	SA.2424.5A165	599	SA.5061.3.076	627				
SA.1010.4.300	636	SA.2453.5A145	599	SA.5061.3.0OG	627				

DISTRIBUTION

BELGIUM
AND LUXEMBOURG
Flos Belux
M +32 474 739 080
flosbelux@flos.com

NORWAY
Drammensveien 120
0277 Oslo - Norway
Tel +47 2212 86 00
Fax +47 2212 86 08
info@flos.no

SWEDEN
Flos Scandinavia A/S
Karlaplan Lützengatan 1
S-115-20
Tel +46 (0) 8 660 4405
Fax +46 (0) 8 660 7005
info@flos.se

DENMARK
Flos Scandinavia A/S
Sydhavnsgade 28
DK-2450 København SV
Tel +45 (0) 3388 60 00
Fax +45 (0) 3388 60 10
info@flos.dk

AMSTERDAM
Cruquiusweg 109S
1019 AG Amsterdam
The Netherlands
Tel +31 (0) 20 560 50 60
flosnetherlands@flos.com

FRANCE
Flos France
20-22, Passage Dauphine
75006 Paris
Tel +33 (0) 1 40 64 17 44
flos.france@flos.com

AUSTRIA - GERMANY
SWITZERLAND
Flos GmbH
Obermünsterstraße 18
93047 Regensburg,
Germany
Tel +49 941 630837 00
Fax +49 941 630837 60
info@flos-gmbh.de

UNITED KINGDOM
Atrium Ltd.
28 Leonard Street
EC2A 4BY London
Tel +44 (0) 20 7681 9933
Fax +44 (0) 20 7681 9943
flos@atrium.ltd.uk

UNITED KINGDOM
International Projects
UK Division
Tel +44 (0) 20 7681 9933
flos.international@flos.com

DISTRIBUTION

JAPAN
Flos Co., Ltd.
PMC Building 9F
1-23-5 Higashiazabu
Minato-Ku Tokyo 104-0044
Tel: +81 (0)3 3582 1468
Fax: +81 (0)3 3582 0974
flosjapan@flosjapan.com

ASIA PACIFIC
Flos Representative Office
1, Commonwealth Lane
#08-12, 149544 Singapore
Tel +65 (0) 6372 1495
Fax +65 (0) 6372 7607
flosasia@flos.com

CHINA
Flos Illumination
(Shanghai) Co. Ltd.
Unit 101, Floor 1, Building B9
No. 800 of Chang De road
Jing An District, Shanghai,
200040, China
Tel: 86 021 62176187
floschina@flos.com

LATIN AMERICA
Flos LatAm
M +52 55 6960 1772
flos.latinoamerica@flos.com

INDIA
Flos Representative Office
1, Commonwealth Lane
#08-12, 149544 Singapore
Tel +91 9999306667
Fax +65 (0) 6372 7607
flosindia@flos.com

U.S.A.
Flos USA Inc.
40-20 22nd Street - 3rd Floor
Long Island City, NY 11101
Tel +1 (8 0 0) 8 4 1 4 0 1 1
info@flosusa.com

MIDDLE EAST
Flos Middle East
Dubai Design District
Floor 3, Office 303
Dubai, United Arab Emirates
Tel +971 54 3567356
flosme@flos.com

HONG KONG
M +852 9307 3713
flosasia@flos.com

SHOWROOMS

STOCKHOLM
FLOS Sverige
Lützengatan 1
11520 Stockholm
Sweden
Tel +46086604405
info.se@flos.com

COPENHAGEN
FLOS Scandinavia
Kuglegaardsvej 13-17
1434 Copenhagen K
Denmark
Tel +4533886000
info.dk@flos.com

AMSTERDAM
Cruquiusweg 109S
1019 AG Amsterdam
The Netherlands
Tel +31 (0) 20 560 50 60
flosnetherlands@flos.com

OSLO
Drammensveien 120
0277 Oslo - Norway
Tel +47 (0) 2212 86 00
Fax +47 (0) 2212 86 08
info@flos.no

MILANO
Corso Monforte, 15
20122 Milano
Tel +39 02 79 84 57
Fax +39 02 89 78 56 41
contract.milano@flos.com

PARIS
20-22, Passage Dauphine
75006 Paris
Tel +33 (0) 1 40 64 17 44
flos.france@flos.com

TOKYO
PMC Building 8F
1-23-5 Higashiazabu
Minato-Ku
Tokyo 104-0044
Tel: +81 (0)3 3582 1468
Fax: +81 (0)3 3582 0974
info@flosjapan.com

FLAGSHIP STORES

MILANO
Corso Monforte, 9
20122 - Milano
Tel +39 02 37011080
Fax +39 02 780833
flosmilano@flos.com

ROMA
Via del Babuino, 85
00187 - Roma
Tel +39 06 3207631
Fax +39 06 3207690
flosroma@flos.com

NEW YORK
152 Greene Street
NY 10012
Tel +1 212 941 4760
Fax +1 212 941 4763
info@flosusa.com

PARIS
15, Rue de Bourgogne
75007 - Paris
Tel +33 (0) 1 53 85 49 93
Fax +33 (0) 1 53 85 49 99
flosparis@flos.com

LYON
17 Rue Jarente
69002 - Lyon
Tel +33 478621301
Fax +33 478622119
floslyon@flos.com

STOCKHOLM
FLOS Sverige
Lützengatan 1
11520 Stockholm
Sweden
Tel +46086604405
info.se@flos.com

COLOPHON

CONTACT

ITALY
Flos Spa
Via Angelo Faini, 2
25073 Bovezzo (Brescia)
Tel +39 0302438.1
Fax +39 0302438.250
info@flos.com

SPAIN
Antares Iluminación S.A.U.
Calle Mallorca, 1
Polígono Industrial Reva 46394
Ribarroja (Valencia)
Tel +34 96 166 95 20
Fax +34 96 166 82 86
flos.architectural@flos.com

CREDITS

ART DIRECTION
Apartamento Studios

GRAPHIC DESIGN
Apartamento Studios

PHOTO PRODUCT / RENDERING
Piero Fasanotto
Jorge Herrera
Mozing Studio

LAYOUT
Flos Architectural Team

EDITION
November 2020

Copyright © Flos 2020
All rights reserved

PRINTED BY
Graficart Arti Grafiche S.r.l.
Treviso - Italy

Da unsere Welt in ständigem Fortschritt steht, stehen technische Verbesserungen in unserem Geschäft an der Tagesordnung.

Das Ziel von Flos ist es, die zuverlässigste verfügbare Technologie anzubieten, wobei unsere Produkte ständig überdacht und verbessert werden, sobald technologische Fortschritte Vorteile für unsere Partner und Kunden bringen.

Diese Philosophie bedeutet, dass unser technischer Katalog und die Produktdatenblätter auch in ständiger Entwicklung stehen, die Updates und ständige Überprüfungen erfordern.

Wenn Sie daher technische Details und die neuesten Produktinformationen benötigen, suchen Sie bitte den Produktabschnitt unserer offiziellen Webseite Flos.com durch: die Webseite wird täglich aktualisiert und dort finden sie die neuesten Produktdetails, alle verfügbaren Teilenummern und alle Produktdokumente, die für einen sofortigen Download verfügbar sind.

As our world is in constant evolution, technical upgrades happens every day in our business.

Flos aim is to offer always the best reliable technology available, constantly reviewing our products and upgrading them as soon as technologic evolutions offers benefits for our partners and clients.

This philosophy means that our technical catalogue and product data sheets also are in constant evolution, requiring upgrades and constants reviewing.

Thus, when you need technical details and the most recent product information, please browse the product section of our Flos.com official website: it is updated daily, and there you'll find the latest product details, all available part numbers, all product documents available for immediate download.

www.flos.com



FLOS.COM